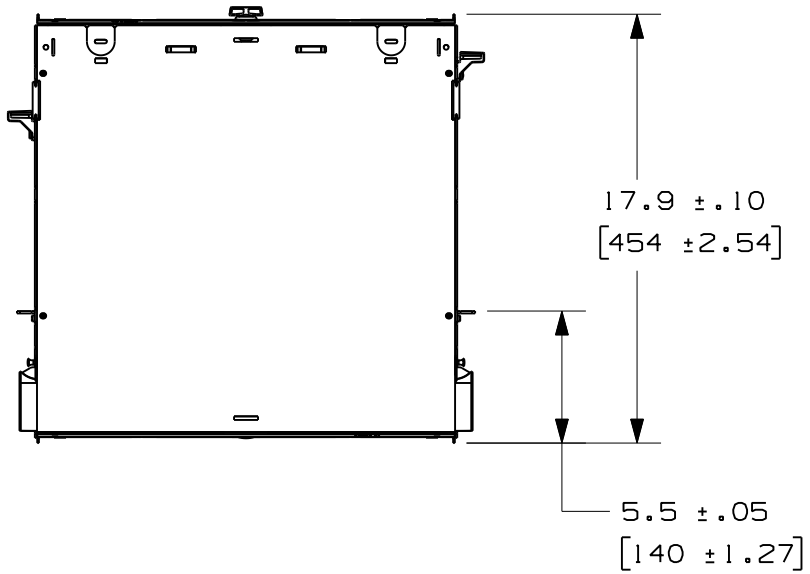
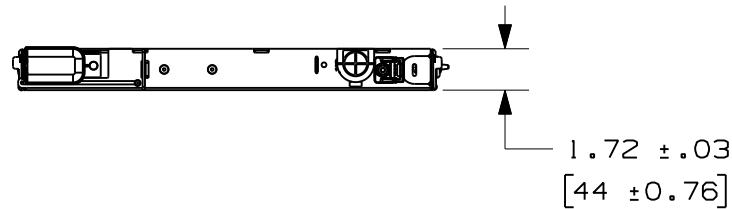
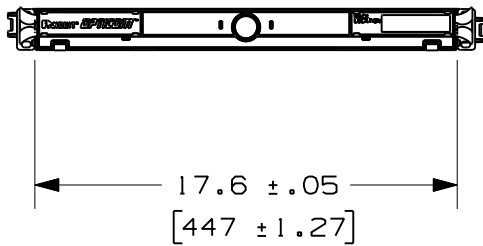
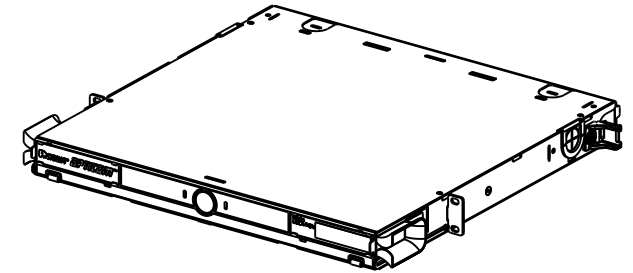


THIS COPY IS PROVIDED ON A RESTRICTED BASIS AND IS NOT TO BE USED IN ANY WAY DETRIMENTAL TO THE INTERESTS OF PANDUIT CORP.



| PANDUIT PART NO. | WEIGHT |
|------------------|------------------------------|
| FCEIU | 17.5 LBS/EACH 8.0 Kg/EACH |

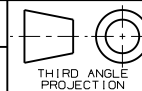


| REV | DATE | BY | CHK | DESCRIPTION | ECN | R | CUST | SUP | OTH |
|-----|----------|------|-----|-------------|----------|---|------|-----|-----|
| 01 | 10-24-12 | JESA | WJM | RELEASED | 10422-37 | | | | |

FIBER CASSETTE ENCLOSURE 1RU (FCEIU)
CUSTOMER DRAWING



PANDUIT™
CORP.
TINLEY PARK, ILL 60477



ALL DIMENSIONS ARE GIVEN IN INCHES
UNLESS OTHERWISE SPECIFIED.
DIMENSIONAL TOLERANCES ARE:
(.X) ± .03 (0.8) ANGLES
(.XXX) ± .010 (0.3)

DRAWING FILENAME
V10422AD_DC/15A

SCALE
1:8

DRAWN BY
MAV

REVIEW DRAWING NUMBERS

PART NO.
FCEIU

DATE
11-6-07

DRAWING NO.
10422-37

CHK'D

SIZE
A

