

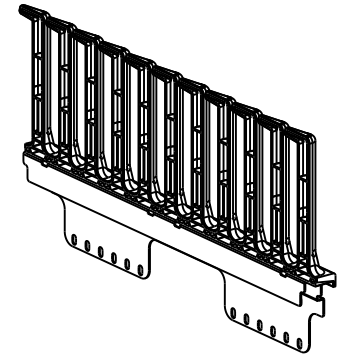
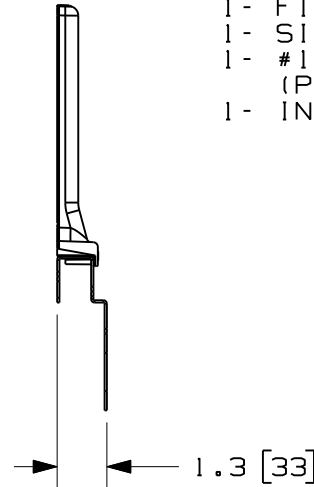
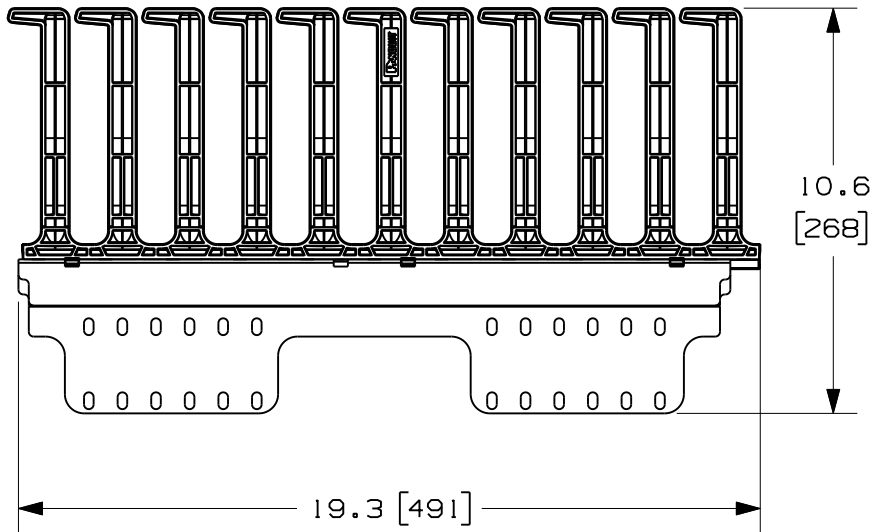
THIS COPY IS PROVIDED ON A RESTRICTED BASIS AND IS NOT TO BE USED IN ANY WAY DETRIMENTAL TO THE INTERESTS OF PANDUIT CORP.



PANDUIT PART NO.	WEIGHT
R4PFR	2.2 LBS. [1 Kg]

NOTES:

- VISIT OUR ON-LINE CATALOG AT WWW.PANDUIT.COM FOR A LIST OF CURRENT PARTS APPLICABLE FOR USE WITH THIS PRODUCT.
- DIMENSIONS IN PARENTHESES ARE METRIC (mm).
- PARTS SUPPLIED:
 - 1- FINGER BRACKET
 - 1- SI FINGER 11-L
 - 1- #12-24 x .500" HEX HEAD BONDING SCREW (PACK OF 4)
 - 1- INSTRUCTION SHEET



MODEL FILENAME	10V172BI/00.PRT
CAD FILENAME/LAYERS	10V172BI_DC/00A.PRT

PANDUIT CORP. TINLEY PARK, ILLINOIS

(R4PFR) FINGER BRACKET - RIGHT
CUSTOMER DRAWING

UNLESS OTHERWISE SPECIFIED, DIMENSIONAL TOLERANCES ARE:	UNLESS OTHERWISE SPECIFIED, ALL DIMENSIONS ARE GIVEN IN INCHES, THIRD ANGLE PROJECTION.																
<table border="0"> <tr> <td>INCHES</td> <td></td> <td>[METRIC - MILLIMETER]</td> <td>ANGLE</td> </tr> <tr> <td>X.X</td> <td>+/- 0.03</td> <td>X.</td> <td>+/- 0.8</td> </tr> <tr> <td>X.XX</td> <td>+/- 0.015</td> <td>X.X</td> <td>+/- 0.4</td> </tr> <tr> <td>X.XXX</td> <td>+/- 0.005</td> <td>X.XX</td> <td>+/- 0.13</td> </tr> </table>	INCHES		[METRIC - MILLIMETER]	ANGLE	X.X	+/- 0.03	X.	+/- 0.8	X.XX	+/- 0.015	X.X	+/- 0.4	X.XXX	+/- 0.005	X.XX	+/- 0.13	+/- 1°
INCHES		[METRIC - MILLIMETER]	ANGLE														
X.X	+/- 0.03	X.	+/- 0.8														
X.XX	+/- 0.015	X.X	+/- 0.4														
X.XXX	+/- 0.005	X.XX	+/- 0.13														

DRAWN BY PM	MAT'L:	SCALE NONE
DATE 10-20-10	N/A	DRAWING NO. 10V172BI-DC
CHK'D		DWG A SIZE

OOA	10-20-10	PM	SRK	RELEASED TO PRODUCTION	10V172BI-DC						
REV	DATE	BY	CHK	DESCRIPTION	ECN	R	CUST	SUP	OTH		