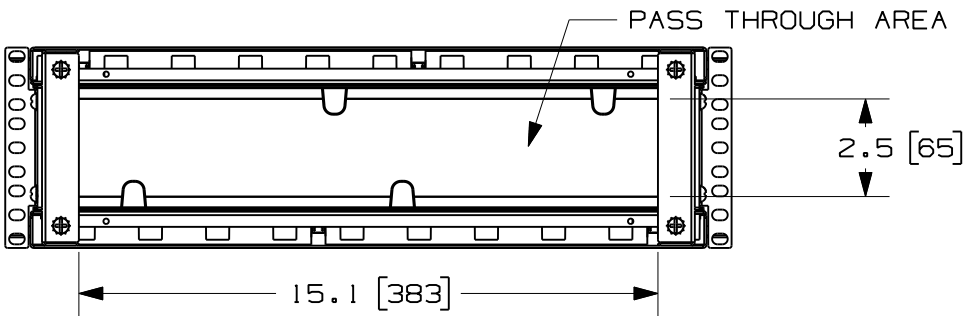
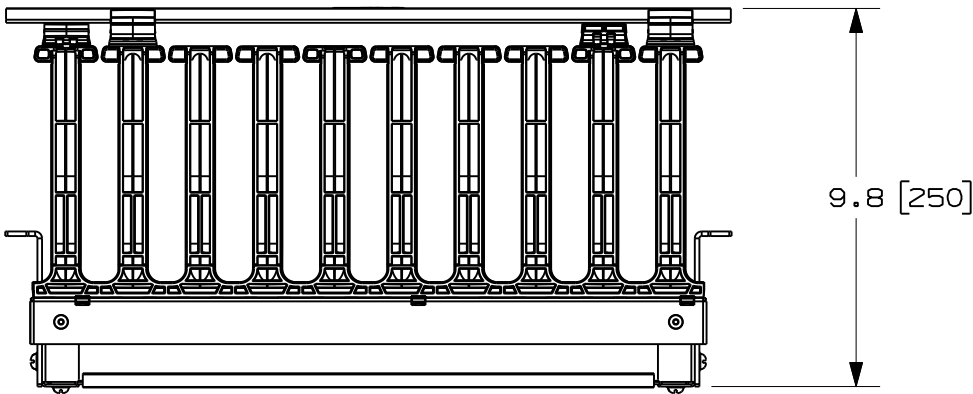
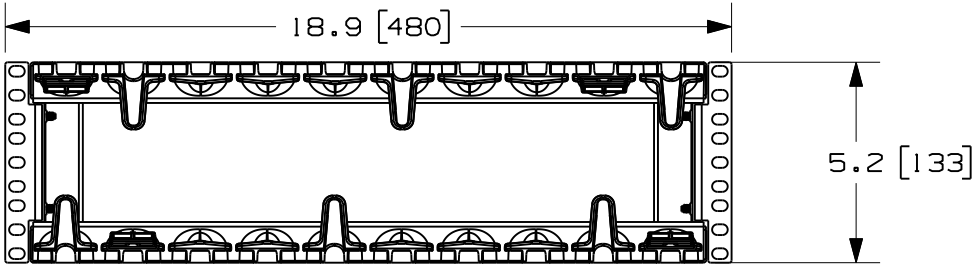


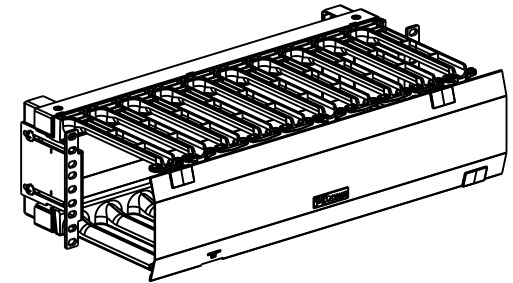
THIS COPY IS PROVIDED ON A RESTRICTED BASIS AND IS NOT TO BE USED IN ANY WAY DETRIMENTAL TO THE INTERESTS OF PANDUIT CORP.



PANDUIT PART NO.	WEIGHT
PEHF3	7.0 LBS. [3.2 Kg]

NOTES:

- VISIT OUR ON-LINE CATALOG AT WWW.PANDUIT.COM FOR A LIST OF CURRENT PARTS APPLICABLE FOR USE WITH THIS PRODUCT.
- DIMENSIONS IN PARENTHESES ARE METRIC (mm).
- PARTS SUPPLIED:
 1- PEHF CARRIAGE ASSEMBLY
 1- PEHF DOOR ASSEMBLY
 1- PACK OF 4 SCREWS
 1- INSTRUCTION SHEET



MODEL FILENAME	10V134AG/04.PRT
CAD FILENAME/LAYERS	10V134AG_DC/04A.PRT

PANDUIT CORP. TINLEY PARK, ILLINOIS
 (PEHF3) PATCHRUNNER HIGH CAPACITY
 HORIZONTAL CABLE MANAGER
 CUSTOMER DRAWING

REV	DATE	BY	CHK	DESCRIPTION	ECN	R	CUST	SUP	OTH
04A	7-28-11	PM	SRK	D. UPDATED COMPONENT FILES					
03A	6-15-11	PM	SRK	C. UPDATED COMPONENT FILE: PEHF FINGERS					
02A	6-7-11	PM	SRK	B. UPDATED COMPONENT FILE: PEHF DOOR					
01A	4-8-11	PM	SRK	A. UPDATED COMPONENT FILE: PEHF DOOR REVISED LAYOUT : ADDED/REMOVED VIEWS					
00A	1-17-11	PM	SRK	RELEASED TO PRODUCTION					

UNLESS OTHERWISE SPECIFIED, DIMENSIONAL TOLERANCES ARE: INCHES X.X +/- 0.03 X.XX +/- 0.015 X.XXX +/- 0.005 [METRIC - MILLIMETER] X.X +/- 0.8 X.XX +/- 0.4 X.XX +/- 0.13 ANGLE +/- 1°		UNLESS OTHERWISE SPECIFIED, ALL DIMENSIONS ARE GIVEN IN INCHES, THIRD ANGLE PROJECTION.
DRAWN BY PM	MAT'L: N/A	SCALE NONE
DATE 1-17-11		DRAWING NO. 10V134AG-DC
CHK'D SRK		DWG A SIZE