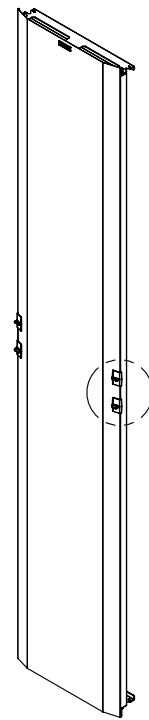
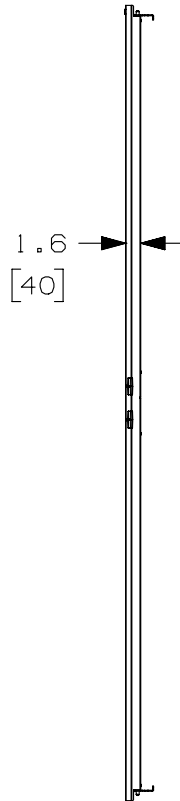
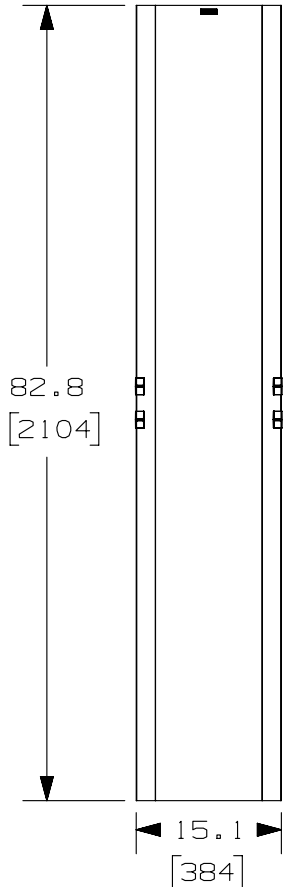


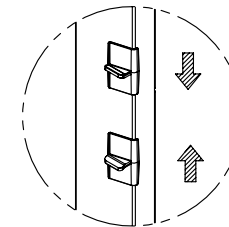
THIS COPY IS PROVIDED ON A RESTRICTED BASIS AND IS NOT TO BE USED IN ANY WAY DETRIMENTAL TO THE INTERESTS OF PANDUIT CORP.



PANDUIT P/N	WEIGHT
PRD15	10.1 LBS/EACH 4.6 kg/EACH

NOTES:

- VISIT OUR ON-LINE CATALOG AT WWW.PANDUIT.COM FOR A CURRENT LIST OF PRODUCTS APPLICABLE FOR USE WITH THIS PART.
- DOORS OPEN TO THE LEFT OR THE RIGHT.
- DIMENSIONS IN PARENTHESES ARE METRIC.
- ALL DIMENSIONS ARE REFERENCE ONLY.
- ALUMINUM WITH BLACK POWDER COAT FINISH.
- COMPONENTS:
 - 1- 15" DOOR
 - 2- DOOR STOP BRACKETS
 - 4- #10-32 X 1/2" MOUNTING SCREWS



DOOR LATCH ACTIVATION

REV	DATE	BY	CHK	APR	DESCRIPTION	ECN
04A	6-4-13	BAME	FGR	CMK	REVISED TITLE BLOCK	10440-19
00	6-13-07	BAME	NAGL	CMK	RELEASED TO PRODUCTION	10440-19

TITLE		15" PATCHRUNNER DOOR (PRD15)	
CUSTOMER DRAWING			
ITEM REVISION NAME	V10440AB/04	PANDUIT	MATERIAL: ALUMINUM
DATASET FILE NAME	V10440AB_DC/04A		
UNLESS OTHERWISE SPECIFIED, DIMENSIONAL TOLERANCES ARE: IN (mm)		DRAWING NUMBER: 10440-19	
.X ±	.XXX ±	THIRD ANGLE PROJECTION	
.XX ±	ANGLES ±		
DRAWN BY	DATE	CHK	SCALE
BAME	6-13-07	NAGL	NONE
SHT 1 OF 1			SIZE A

D10100DA/15