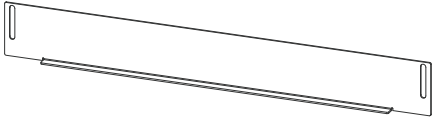




INSTRUCTIONS CM476

© Panduit Corp. 2010

PART CONTENTS

 <p>Adjustable Blanking Panel</p>	 <p>(1) Pack of (4) #12-24 Screws</p>	 <p>(1) Pack of (4) M6 Screws</p>
--	---	---

The DPFP A1 is intended to be installed to a rack where rack mounted components may or may not occupy a full RU space in the vertical direction.

- The adjustable blanking panel is mounted to the rack by using #12-24 or M6 Screws (see Figure 1).
- The adjustable blanking panel may be mounted under or above equipment that does not occupy a full RU space to cover gaps between mounted equipment and existing blanking panels (see Figures 2 and 4).
- For some gaps, the adjustable blanking panel may overlap the existing blanking panel and then both panels may be mounted together (see Figure 3).

