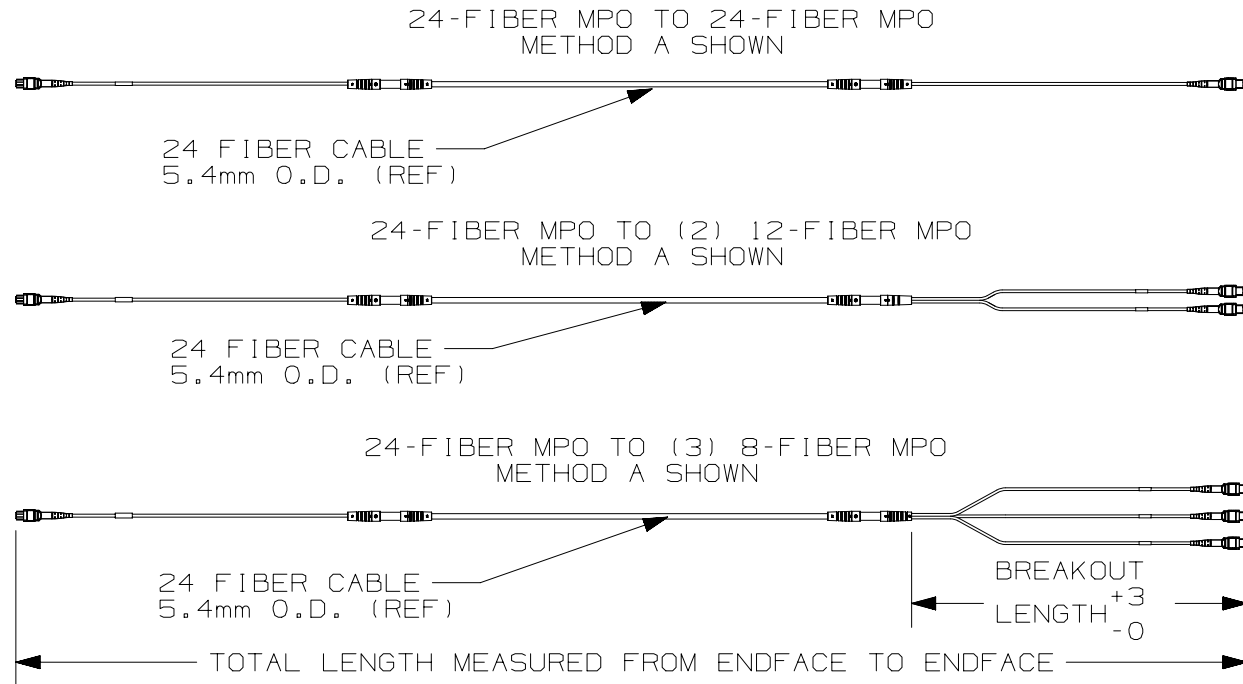
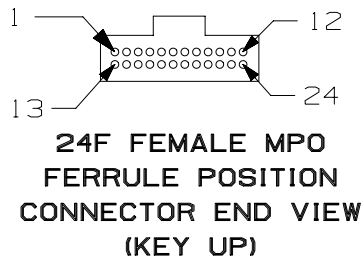
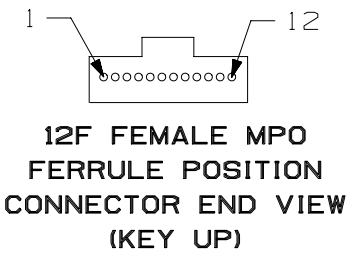
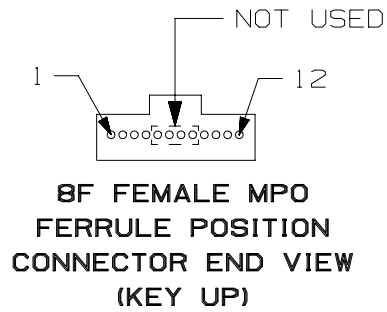


THIS COPY IS PROVIDED ON A RESTRICTED BASIS AND IS NOT TO BE USED IN ANY WAY DETRIMENTAL TO THE INTERESTS OF PANDUIT CORP.

NOTES:

1. CONNECTORS MEET THE REQUIREMENTS OF TIA/EIA-598-C.3
2. PLENUM-RATED CABLE ASSEMBLIES MEET NFPA-262 REQUIREMENTS. LSZH-RATED CABLE ASSEMBLIES MEET IEC-60332 REQUIREMENTS.
3. A SHEET OF PERFORMANCE RESULTS ACCOMPANIES EACH CABLE ASSEMBLY.
4. ROHS COMPLIANT
5. UNLESS OTHERWISE NOTED, DIMENSIONS ARE INCHES.
6. OVERALL LENGTH AS MEASURED BETWEEN FERRULE END FACES.
7. PanMPO CONNECTORS ONLY AVAILABLE FOR 12 FIBER FERRULES, NOT AVAILABLE FOR 24 FIBER FERRULES.



						TITLE <b>24 FIBER MPO (MP024) SMALL DIAMETER TRUNK CABLE ASSEMBLIES</b> CUSTOMER DRAWING						
						ITEM REVISION NAME 00078EFI/00						
						DATASET FILE NAME 00078EFI_DC/00B						
						UNLESS OTHERWISE SPECIFIED, DIMENSIONAL TOLERANCES ARE: IN (mm) .x ± .1 [ 2.54 ]      .xxx ± .005 [ .127 ] .xx ± .01 [ .25 ]      ANGLES ± 5 °						
						MATERIAL: N/A						
R    8/29/16    JSP    BJB    EJH    RELEASED TO PRODUCTION						00078EFI-DC						
						THIRD ANGLE PROJECTION						
						DRAWING NUMBER: 00078EFI-DC						
REV	DATE	BY	CHK	APR	DESCRIPTION	ECN	DRAWN BY	DATE	CHK	SCALE	SHT 1 OF 2	SIZE
							JSP	8/29/16	BJB	NONE		A

THIS COPY IS PROVIDED ON A RESTRICTED BASIS AND IS NOT TO BE USED IN ANY WAY DETRIMENTAL TO THE INTERESTS OF PANDUIT CORP.

TABLE 1: MPO FERRULE POSITION (END A TO END B)

Table with columns for Fiber Color, Connector Key-Up, Method A, Method B, and Ferrule Positions (MPO(1) to MPO(3)) for both End A and End B. Rows include colors like BLUE, ORANGE, GREEN, BROWN, SLATE, WHITE, RED, BLACK, YELLOW, VIOLET, ROSE, and AQUA.

TABLE 2: 24-FIBER SMALL DIAMETER TRUNK PART NUMBER MATRIX

Matrix table with columns 1-15 and rows F, U, Y. Includes technical specifications: LENGTH (005 TO 100 M, 015 TO 300 FT.), UNIT OF MEASURE (F = FEET, M = METERS), PULLING EYE (A, B, C, N), PERFORMANCE/POLARITY (A, X, Y), CONNECTOR VARIANT END B (3, 4, 5), CONNECTOR END B (E, F, 5, 7, G, J), CONNECTOR VARIANT END B (3, 4, 5), CONNECTORS END A (E, F), FLAME RATING (P, L), CABLE TYPE (Y), FIBER COUNT (U), FIBER TYPE (X, Z, 9), and PRODUCT DESIGNATION (F).

B

B



A

A

Technical drawing header table containing title '24 FIBER MPO (MPO24) SMALL DIAMETER TRUNK CABLE ASSEMBLIES', item revision name '00078EFI/00', dataset file name '00078EFI\_DC/00B', material 'N/A', drawing number '00078EFI-DC', and revision table with columns REV, DATE, BY, CHK, APR, DESCRIPTION, ECN, DRAWN BY, DATE, CHK, SCALE, SIZE.