

THIS COPY IS PROVIDED ON A RESTRICTED BASIS AND IS NOT TO BE USED IN ANY WAY DETRIMENTAL TO THE INTERESTS OF PANDUIT CORP.

NOTES:

1. IDENTIFICATION: 1RU HORIZONTAL, (10) C-13  
208V / 30A / SINGLE-PHASE POU

PART NO.	COLOR
HB0B1L4BT10M1	BLACK

2. ACCESSORY COMPONENTS:

- (4) 10-32 x 1/2" MOUNTING SCREWS
- (4) 12-24 x 1/2" MOUNTING SCREWS

3. DIMENSIONS IN PARENTHESES ARE METRIC (mm).

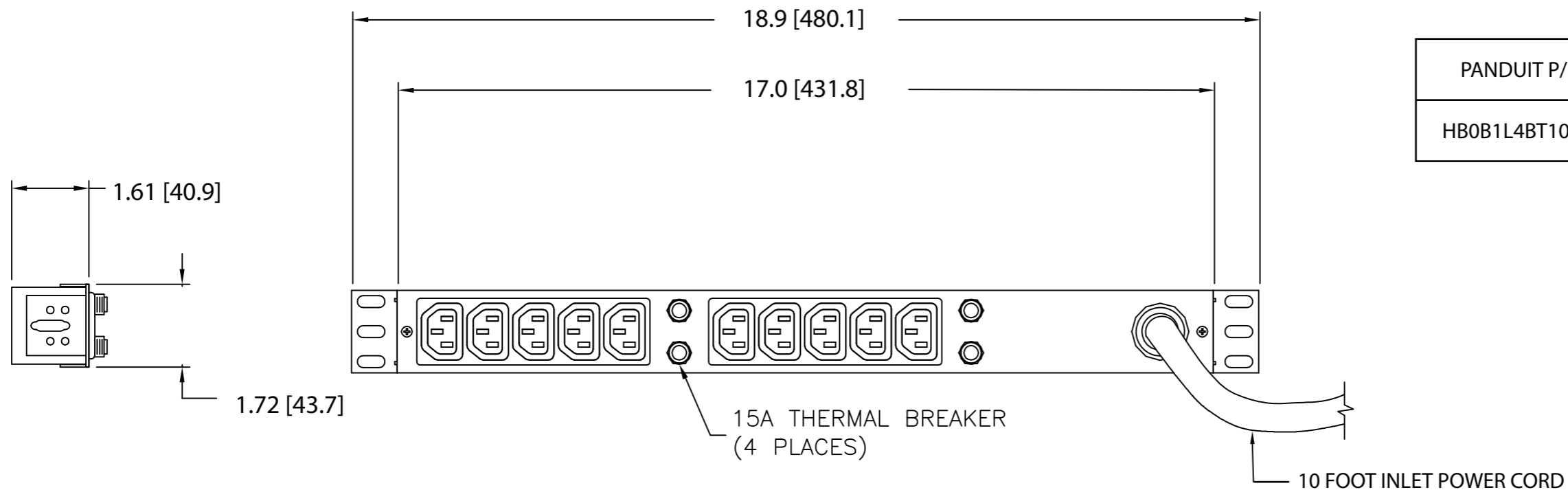
4. UL® & c-UL® LISTED 1950.


5. RoHS COMPLIANT.

6. VISIT OUR ON-LINE CATALOG AT WWW.PANDUIT.COM FOR A CURRENT LIST OF PRODUCTS APPLICABLE FOR USE WITH THIS PART.

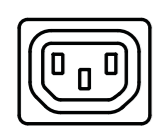
7. MAXIMUM AVAILABLE POWER = 5 KW

PANDUIT P/N	WEIGHT
HB0B1L4BT10M1	6 lb (2.7 kg)





PLUG  
30 AMP, 250V, SINGLE-PHASE  
TWIST LOCK  
NEMA L6-30P



TEN (10)  
RECEPTACLES  
15 AMP, 250V  
STRAIGHT BLADE  
IEC 60320/C13

REV	DATE	BY	CHK	DESCRIPTION	ECN	R	CUST	SUP	OTH
00A	2-24-11	MAV	KRKE	RELEASED TO PRODUCTION	09V098DG				

MODEL FILENAME	09V098DG/00.PRT	
CAD FILENAME/LAYERS	09V098DG_DC/00A.PRT	
<b>PANDUIT</b> CORP TINLEY PARK, ILLINOIS		
1RU HORIZONTAL, (10) C-13 POWER OUTLET UNIT (HB0B1L4BT10M1) CUSTOMER DRAWING		
UNLESS OTHERWISE SPECIFIED, DIMENSIONAL TOLERANCES ARE:		UNLESS OTHERWISE SPECIFIED, ALL DIMENSIONS ARE GIVEN IN INCHES, THIRD ANGLE PROJECTION
INCHES	± 0.03	[METRIC - MILLIMETER] ANGLE
X.X	± 0.015	X.X ± 0.8
X.XX	± 0.005	X.XX ± 0.4
X.XXX	± 0.005	X.XXX ± 0.13
DRAWN BY	MAV	MAT'L:
DATE	2-24-11	
CHK'D	KRKE	
SCALE	NONE	
DRAWING NO.	09V098DG	DWG SIZE
		B