

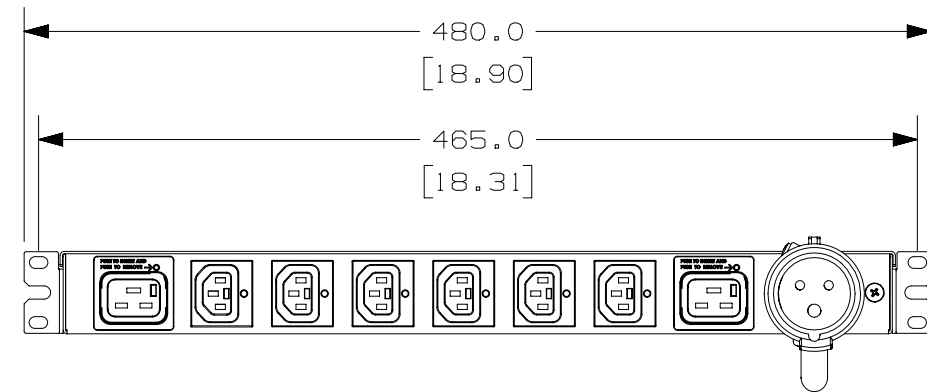
PANDUIT P/N	WEIGHT
P1T1B3H0A08ATA0	3.70kg (8.15lb)

NOTES:

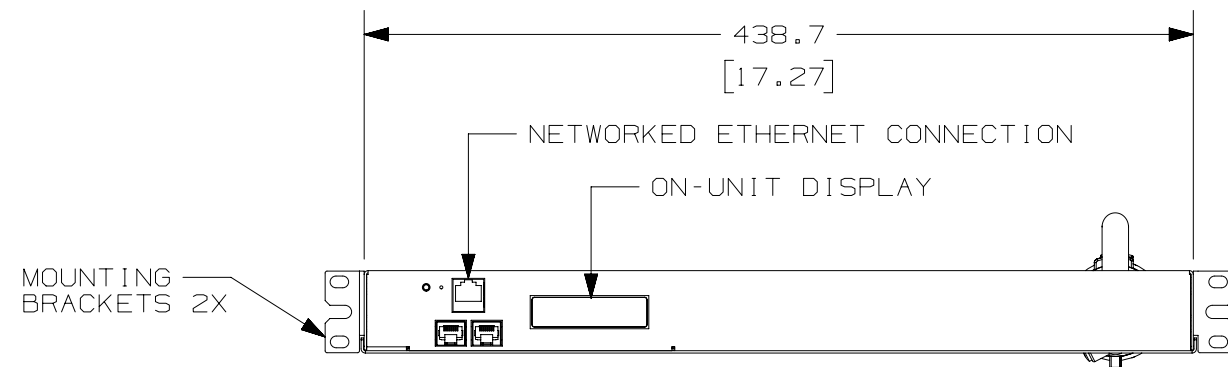
1. IDENTIFICATION: HORIZONTAL, (6) C13 LOCKING, (2) C19 LOCKING NETWORK-ENABLED MONITORED WITH MONITORED PER OUTLET, 230V / 16A / SINGLE-PHASE PDU

PART NO. COLOR  
P1T1B3H0A08ATA0 BLACK

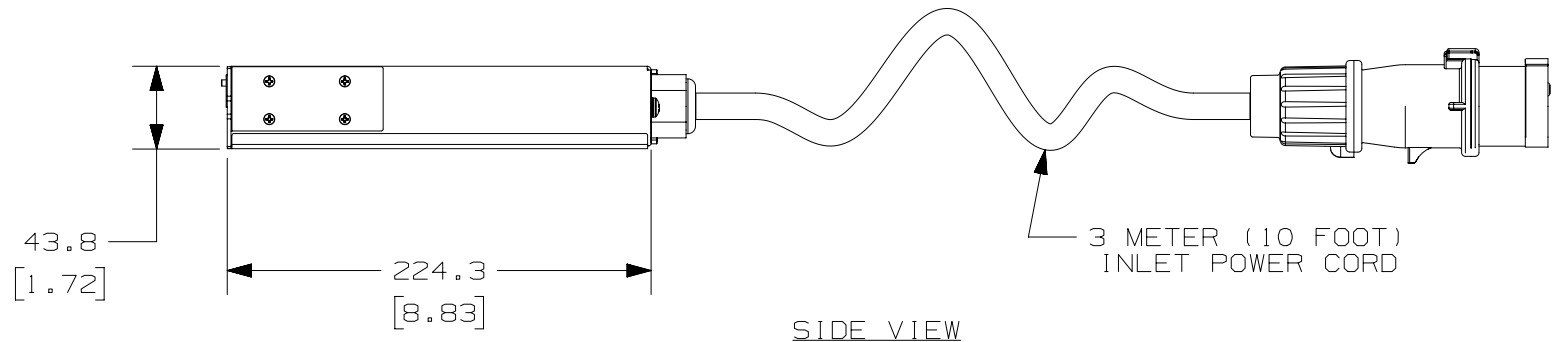
- ACCESSORY COMPONENTS:  
(1) QUICK-START GUIDE  
(4) M6 x 15mm MOUNTING SCREWS  
(4) #12-24 x 1/2" MOUNTING SCREWS
- PRIMARY DIMENSIONS ARE IN MILLIMETERS, SECONDARY DIMENSIONS IN [ INCHES ]
- INPUT POWER (AMPS, VOLTS, kWh, kVA, POWER FACTOR, FREQUENCY) MONITORING. DATA CAN BE ACCESSED ON UNIT DISPLAY OR REMOTELY WHEN CONNECTED VIA ETHERNET CONNECTION
- OUTLET LEVEL POWER (AMPS, VOLTS, POWER FACTOR, FREQUENCY) MONITORING CAN BE ACCESSED REMOTELY VIA ETHERNET CONNECTION
- RoHS COMPLIANT
- VISIT OUR ON-LINE CATALOG AT WWW.PANDUIT.COM FOR A CURRENT LIST OF PRODUCTS APPLICABLE FOR USE WITH THIS PART
- MAXIMUM AVAILABLE INPUT POWER = 3.7 kW
- INSTALLATION SHALL COMPLY WITH ALL APPLICABLE NATIONAL, STATE, AND LOCAL CODES



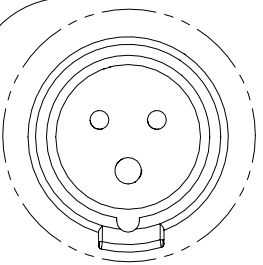
REAR VIEW



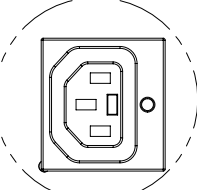
FRONT VIEW



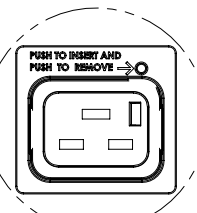
SIDE VIEW



PLUG  
16 AMP, 250V  
2P/3W  
IEC 60309, SPLASHPROOF



SIX (6)  
RECEPTACLES  
10 AMP, 250V  
STRAIGHT BLADE  
IEC 60320/C13



TWO (2)  
RECEPTACLES  
16 AMP, 250V  
STRAIGHT BLADE  
IEC 60320/C19

01A	2-5-15	MRWA	GLM	EDM	RELEASED TO PRODUCTION	12V092CA
REV	DATE	BY	CHK	APR	DESCRIPTION	ECN

WE ASK THAT YOU CHECK FULLY THE DIMENSIONS, NOTES, AND SIGN THE CLIENT SIGNATURE BOX.  
THE JOB WILL NOT PROGRESS WITHOUT SIGNED APPROVAL. PLEASE DO NOT DELAY IN RETURNING PROOF AS IT WILL AFFECT DELIVERY.

TITLE	SMARTZONE NETWORK-ENABLED MPO SERIES RACK PDU P1T1B3H0A08ATA0 CUSTOMER DRAWING	
ITEM REVISION NAME	12V092CA_01.PRT	
DATASET FILE NAME	12V092CA_DC/01A.PRT	
UNLESS OTHERWISE SPECIFIED, DIMENSIONAL TOLERANCES ARE:	MATERIAL/COLOR: N/A	
DRAWING NUMBER:	12V092CA_DC	
DRAWN BY	DATE	CHK
MRWA	2-5-15	GLM
SCALE	NONE	
THIRD ANGLE PROJECTION	SHT 1 OF 1	
SIZE	B	