

THIS COPY IS PROVIDED ON A RESTRICTED BASIS AND IS NOT TO BE USED IN ANY WAY DETRIMENTAL TO THE INTERESTS OF PANDUIT CORP.

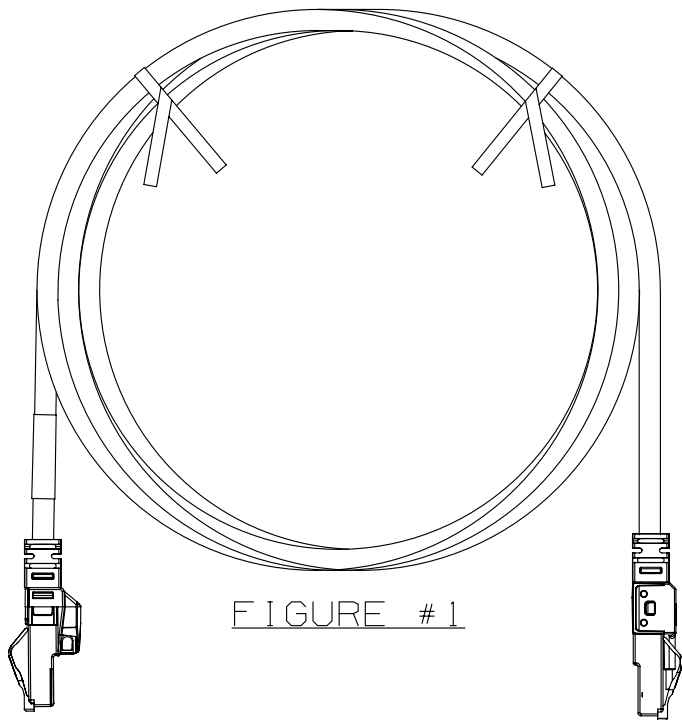
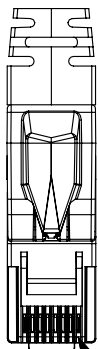


FIGURE #1

PANEL END PLUG

LED SWITCH END PLUG



PLUG POSITION 1

T568B WIRING SCHEME

<u>PLUG POSITION:</u>	<u>CABLE WIRE:</u>
1	WHITE/ORANGE
2	ORANGE
3	WHITE/GREEN
4	BLUE
5	WHITE/BLUE
6	GREEN
7	WHITE/BROWN
8	BROWN

NOTES:

1. TERMINATED AT ONE END WITH PANEL END MODULAR PLUG AND AT OTHER END WITH LED SWITCH MODULAR PLUG PER T568B.
2. FOUR TWISTED PAIRS PLUS 9TH AND 10TH WIRES ARE CONSTRUCTED WITH 26AWG STRANDED CAT6A CM CABLE.
3. MATERIALS:
PLUG: POLYCARBONATE
BOOT: CLEAR PVC
4. SEE TABLE 1 FOR CORD INFORMATION.
5. RoHS COMPLIANT
6. 100% FACTORY PERFORMANCE TESTED TO CAT6A PATCH CORD PERFORMANCE REQUIREMENTS.

TABLE 1

PART NUMBER	CABLE TYPE	CABLE COLOR	MIN. CABLE LENGTH
PVQ-EUSDCxxBU	CM	BLUE	XX FEET
PVQ-EUSDCxxWH	CM	WHITE	XX FEET
PVQ-EUSDCxxMBU	CM	BLUE	XX METERS
PVQ-EUSDCxxMWH	CM	WHITE	XX METERS




FIGURE #2

PART NUMBER SEE TABLE 1		PRODUCT SPEC/PKG SPEC N/A	
I.I. NUMBER N/A		WORK INSTRUCTION N/A	
TITLE PVIQ CAT6A-SD ENHANCED INTERCONNECT PATCH CORD UTP CM CUSTOMER DRAWING			
ITEM REVISION NAME M03084A0/00		PANDUIT	
DATASET FILE NAME M03084A0_DC62/00A			
UNLESS OTHERWISE SPECIFIED, DIMENSIONAL TOLERANCES ARE: IN (mm)		MATERIAL:	
.x ± .1 [2.54] .xxx ± .005 [.127]		DRAWING NUMBER: 03084-62	
.xx ± .01 [.25] ANGLES ± 5 °			
THIRD ANGLE PROJECTION		DRAWING NUMBER: 03084-62	
DRAWN BY BJN	DATE 7-18-13	CHK WFMI	SCALE NONE
SHT 1 OF 1		SIZE A	

REV	DATE	BY	CHK	APR	DESCRIPTION	ECN
R	7-18-13	BJN	WFMI	EJH	RELEASED TO PRODUCTION	03084-62

D10100DA/14