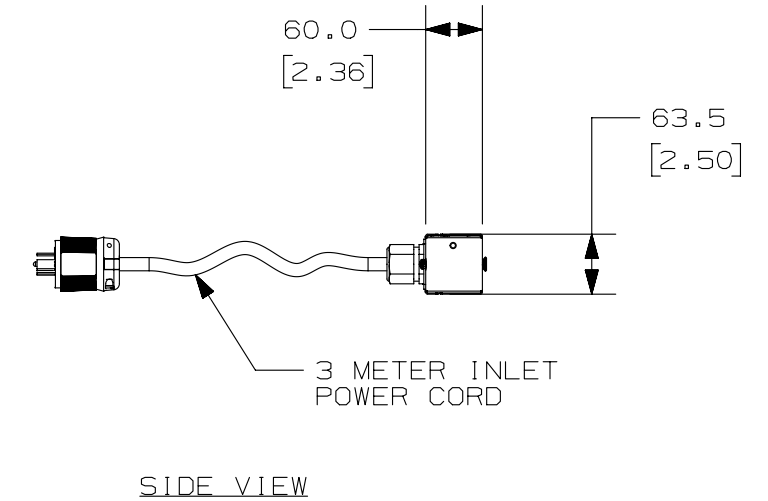
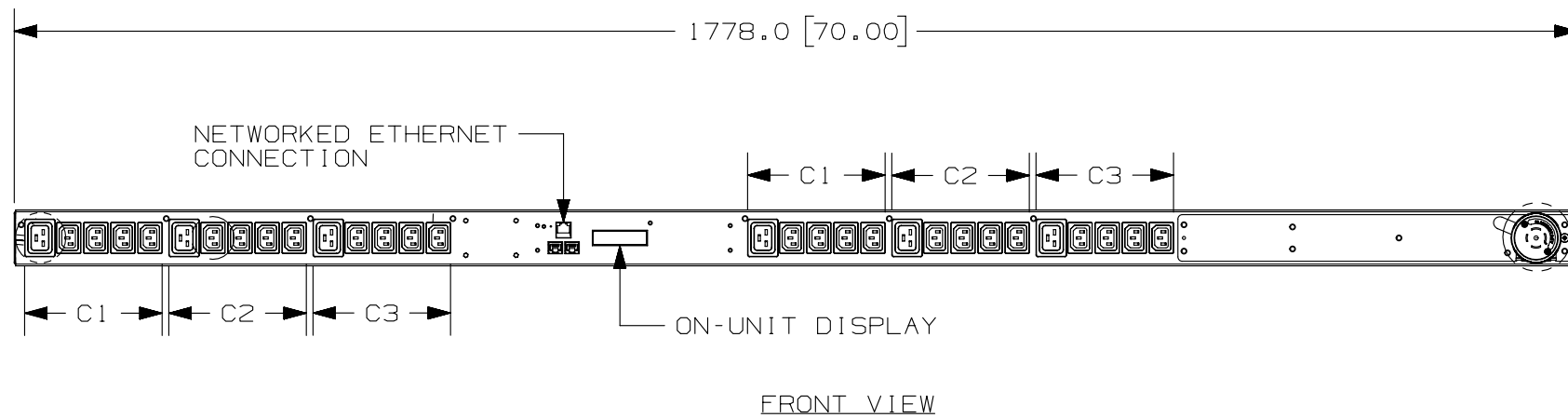
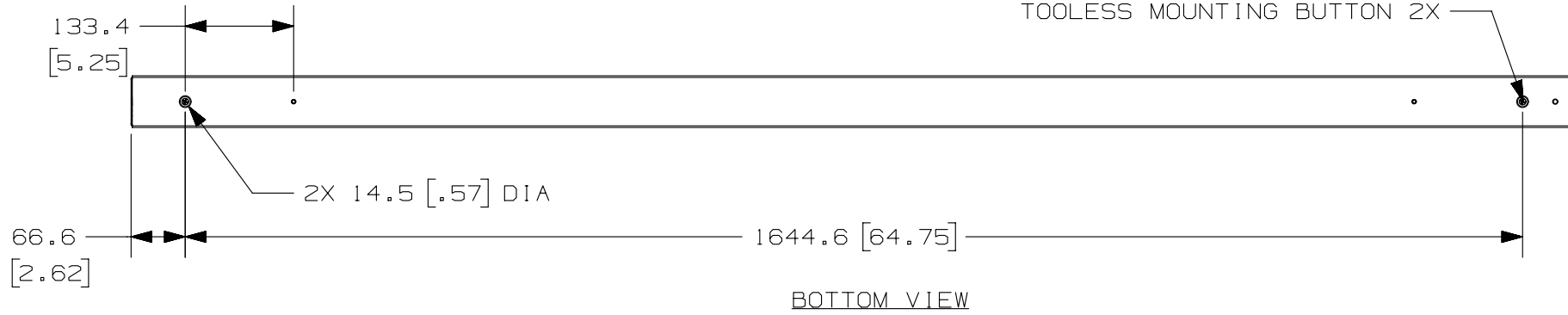


PANDUIT P/N	WEIGHT
Q1N2B1JOA30AHAO	6.97kg (15.4lb)

NOTES:
 1. IDENTIFICATION: VERTICAL, MIXED (24) C-13 & (6) C-19, NETWORKED 208V / 20A / THREE-PHASE WYE PDU

PART NO. Q1N2B1JOA30AHAO
 COLOR BLACK

- ACCESSORY COMPONENTS:
 (1) QUICK-START GUIDE
- PRIMARY DIMENSIONS ARE IN MILLIMETERS, SECONDARY DIMENSIONS IN [INCHES].
- PHASE (XY, YZ, ZX) AND CIRCUIT LEVEL POWER (AMPS, VOLTS, kWh, kVA, POWER FACTOR, FREQUENCY) MONITORING AND ENVIRONMENTAL SENSOR DATA CAN BE ACCESSED REMOTELY VIA ETHERNET CONNECTION OR ON-UNIT DISPLAY.
- RoHS COMPLIANT.
- VISIT OUR ON-LINE CATALOG AT WWW.PANDUIT.COM FOR A CURRENT LIST OF PRODUCTS APPLICABLE FOR USE WITH THIS PART.
- MAXIMUM AVAILABLE INPUT POWER = 5.7 kW
- INSTALLATION SHALL COMPLY WITH ALL APPLICABLE NATIONAL, STATE, AND LOCAL CODES.



PLUG
 20 AMP, 250V x 3- WYE
 TWIST LOCK
 NEMA L21-20P

TWENTY-FOUR (24)
 RECEPTACLES
 15 AMP, 250V
 STRAIGHT BLADE
 IEC 60320/C13

SIX (6)
 RECEPTACLES
 20 AMP, 230V
 STRAIGHT BLADE
 IEC 60320/C19

03A	5-20-14	PIP	MRWA	EDM	RELEASED TO PRODUCTION	12V091TW-DC
REV	DATE	BY	CHK	APR	DESCRIPTION	ECN

WE ASK THAT YOU CHECK FULLY THE DIMENSIONS, NOTES, AND SIGN THE CLIENT SIGNATURE BOX.
 THE JOB WILL NOT PROGRESS WITHOUT SIGNED APPROVAL. PLEASE DO NOT DELAY IN RETURNING PROOF AS IT WILL AFFECT DELIVERY.

SIGN
 DATE
 PRINT

TITLE
Q1N2B1JOA30AHAO
 CUSTOMER DRAWING

ITEM REVISION NAME
 12V091TW/03.PRT

DATASET FILE NAME
 12V091TW_DC/03A.PRT

UNLESS OTHERWISE SPECIFIED, DIMENSIONAL TOLERANCES ARE:
 INCHES METRIC - MILLIMETER ANGLE
 X.X +/- 0.03 X.X +/- 0.8
 X.XX +/- 0.018 X.XX +/- 0.46
 X.XXX +/- 0.007 X.XX +/- 0.18

MATERIAL/COLOR:
 N/A

DRAWING NUMBER:
 12V091TW-DC

THIRD ANGLE PROJECTION

DRAWN BY DATE CHK SCALE
 PIP 5-20-14 MRWA NONE

SHT 1 OF 1 SIZE B