


2 Post Rack and Vertical Manager Combination Pack

specifications

The combination pack shall consist of a 7 foot 2 post 3" EIA compliant rack, one fully molded vertical cable manager, and anchor bolts shipped in one container. The 2 post rack shall be made of extruded aluminum and have each rack unit (RU) numerically labeled from the bottom to the top of the rack. The vertical cable manager shall be a fully molded product shipped in two pieces for ease of handling.



technical information

Dimension:	Part Number	RU	Height in. (mm)	Width in. (mm)	Depth in. (mm)
Dual-sided vertical managers with 2-post rack					
	RWMPV45E	45	84.0 (2134)	25.5 (648)	12.0 (306)
	RWMPVHC45E	45	84.0 (2134)	27.4 (695)	14.1 (357)
	RNRV6	45	84.0 (2134)	27.1 (689)	13.8 (350)
	RNRV10	45	84.0 (2134)	30.4 (773)	13.8 (350)
Single-sided vertical managers with 2-post rack					
	RWMPVF45E	45	84.0 (2134)	25.5 (648)	6.5 (165)
	RWMPVHCF45E	45	84.0 (2134)	27.4 (695)	14.1 (357)
High capacity dual hinge metal doors					
	NRD6B1	45	82.2 (2088)	7.4 (188)	1.6 (40)
	NRD10B1	45	82.2 (2088)	10.7 (272)	1.6 (40)

Packaging: Includes one vertical cable manager, a 2 post rack with right and left mounting rack channels, concrete anchor bolts, top and bottom brackets, assembly hardware with paint piercing washers, and anti-oxidizing paste for complete rack bonding

key features and benefits

Designed to be lightweight and durable for easier deployment	Aluminum rack construction and molded vertical manager reduces transportation costs; Rack is UL listed for 1000 lbs.
Accessories allow system scalability and expandability	Accessories include horizontal cable managers, shelves and top trough with waterfall
Scalability	Multiple combination pack can be used to create a multi-rack lineup
Flexibility	Includes 2 post rack with either a dual-sided or single-sided cable manager
Installation	Includes concrete anchor bolts for a secure installation

applications

The combination pack was designed to provide basic racking and vertical cable management for telecommunications rooms or any application where an economical 2 post rack for the mounting of 19" wide EIA based equipment is needed. A range of vertical manager widths, as well as dual-sided or single-sided cable managers are available. Optional accessories such as horizontal cable managers, shelves, and troughs are available based on application requirements. Multiple combination packs can be bolted together to create entire rack and vertical manager lineups.

PANDUIT®

SPECIFICATION SHEET

2 Post 3" Channel Racks Numbered Up with Dual-Sided Vertical Cable Managers

#12-24 threaded equipment rail:	RWMPV45E
Optional manager for RWMPV45E end of row:	WMPV45E
#12-24 threaded equipment rail:	RWMPVHC45E
Optional manager for RWMPVHC45E end of row:	WMPVHC45E
#12-24 threaded equipment rail:	RNRV6
Optional manager for RNRV6 end of row:	NRV6
Optional door for RNRV6:	NRD6B1
#12-24 threaded equipment rail:	RNRV10
Optional manager for RNRV10 end of row:	NRV10
Optional door for RNRV10:	NRD10B1

2 Post 3" Channel Racks Numbered Up with Single-Sided Vertical Cable Managers

#12-24 threaded equipment rail:	RWMPVF45E
Optional manager for RWMPVF45E end of row:	WMPVF45E
#12-24 threaded equipment rail:	RWMPVHCF45E
Optional manager for RWMPVHCF45E end of row:	WMPVHCF45E

2 Post 3" Channel Rack Accessories for 19" Wide Rack – Front Mount Shelves

1.7"H x 19.0"W x 15.2"D:	SRM19FM1
3.5"H x 19.0"W x 15.2"D:	SRM19FM2

Cantilevered Shelf Vented

5.2"H x 19.2"W x 12.5"D:	SRM19CMV3
--------------------------	-----------

Cantilevered Shelf

5.2"H x 19.0"W x 12.5"D:	SRM19CM3
--------------------------	----------

Adjustable Shelves

19.0"W x 18.0"D:	SRM19X18A1
19.0"W x 25.0"D:	SRM19X25A1

Rack Top Trough

For NetRunner™	WMPV45ERTW
----------------	------------

Additional Hardware

100 #12-24 screws	S1224-C
-------------------	---------

NetManager™ High Capacity Horizontal Cable Managers

Dual-sided	
1RU:	NM1
2RU:	NM2
3RU:	NM3
4RU:	NM4

Single-sided

1RU:	NMF1
2RU:	NMF2
3RU:	NMF3
4RU:	NMF4

PatchLink™ Horizontal Cable Managers

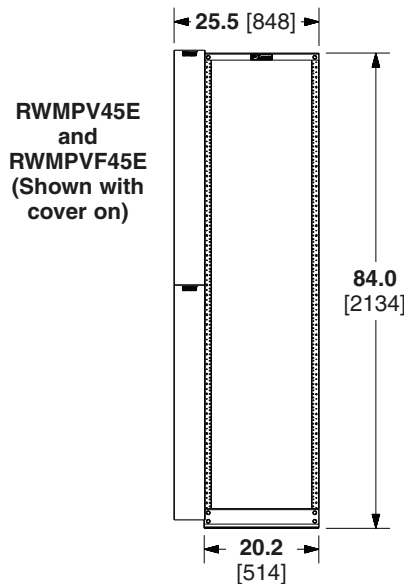
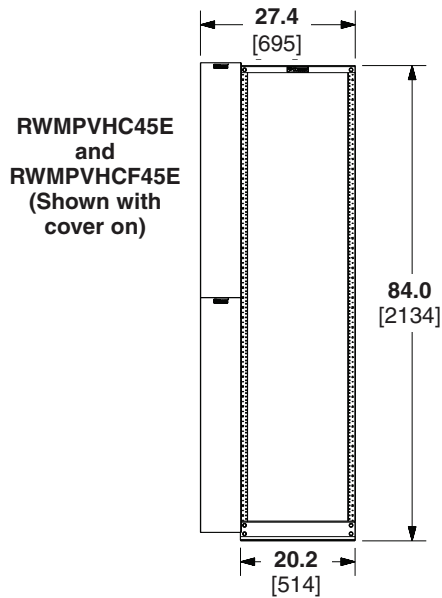
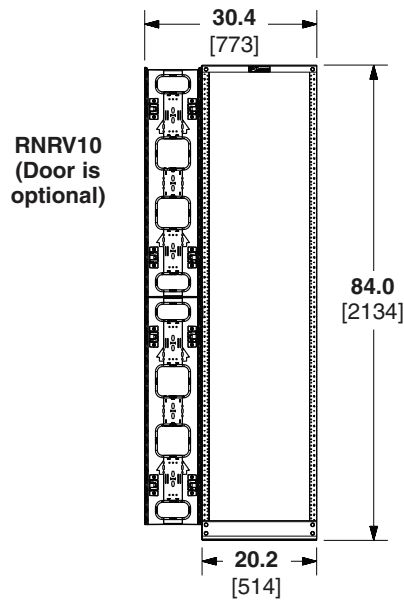
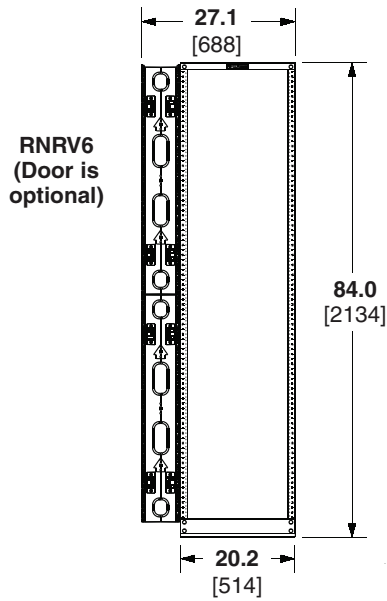
Dual-sided, 2RU:	WMP1E
Dual-sided, 1RU:	WMPSE
Single-sided, 2RU:	WMPF1E
Single-sided, 1RU:	WMPFSE

Additional Accessories

Center mount bracket kit: (For use with RWMPV45E, RMPVHC45E, RWMPVF45E, and RWMPVHCF45E)	WMPVCBE
Center mount bracket kit: (For use with RNRV6 and RNRV10)	NRVCB
Cable retainers: (Package of 10)	WR5E-X
Slack spool, front or rear:	PRSP5^

^Slack spool is only compatible with 10" and 12" NetRunner™ High Capacity Vertical Cable Managers.

2 Post Rack and Vertical Manager Combination Pack



Part Number	Front Channel (Without Spools)					Rear Channel (Without Spools)				
	Channel Area (in ²)	Cat. 6A (28AWG - 0.185")	Cat. 6A (24AWG - 0.275")	Cat. 6 (28AWG - 0.150")	Cat. 6 (24AWG - 0.235")	Channel Area (in ²)	Cat. 6A (28AWG - 0.185")	Cat. 6A (24AWG - 0.275")	Cat. 6 (28AWG - 0.150")	Cat. 6 (24AWG - 0.235")
RNRV6	32.9	489	221	744	303	32.9	489	221	744	303
RNRV10	52.4	779	352	1186	483	52.4	779	352	1186	483
RWMPV45E	18.5	275	124	418	170	18.5	275	124	418	170
RWMPVF45E						-	-	-	-	-
RWMPVHC45E	34.4	511	231	778	317	34.4	511	231	778	317
RWMPVHCF45E						-	-	-	-	-
Single Finger	4.75	88	39	134	54	-	-	-	-	-

Note: Cable capacities are based on a fill rate of 40% to accommodate proper cable routing techniques.
All dimensions represent typical outer cable diameter in inches. The above cable diameters represent the nominal Panduit cable diameter per performance level.

Dimensions are in inches. [Dimensions in brackets are metric].

WORLDWIDE SUBSIDIARIES AND SALES OFFICES

PANDUIT CANADA
Markham, Ontario
cs-cdn@panduit.com
Phone: 800.777.3300

PANDUIT EUROPE LTD.
London, UK
cs-emea@panduit.com
Phone: 44.20.8601.7200

PANDUIT SINGAPORE PTE. LTD.
Republic of Singapore
cs-ap@panduit.com
Phone: 65.6305.7575

PANDUIT JAPAN
Tokyo, Japan
cs-japan@panduit.com
Phone: 81.3.6863.6000

PANDUIT LATIN AMERICA
Guadalajara, Mexico
cs-la@panduit.com
Phone: 52.33.3777.6000

PANDUIT AUSTRALIA PTY. LTD.
Victoria, Australia
cs-aus@panduit.com
Phone: 61.3.9794.9020

For a copy of Panduit product warranties, log on to www.panduit.com/warranty

For more information

Visit us at www.panduit.com

Contact Customer Service by email: cs@panduit.com
or by phone: 800.777.3300

©2016 Panduit Corp.
ALL RIGHTS RESERVED.
RKSP145--WW-ENG
Replaces WW-RKSP56
9/20/2016