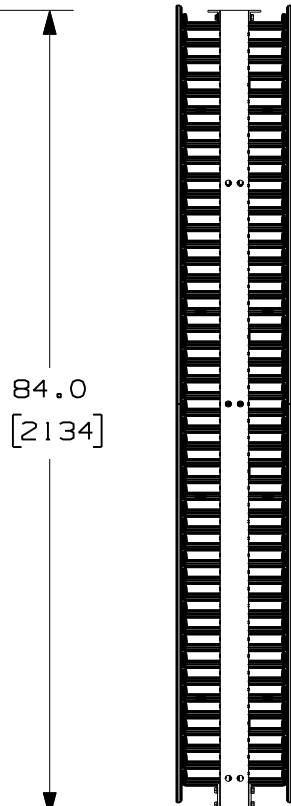
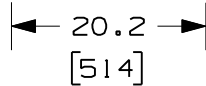
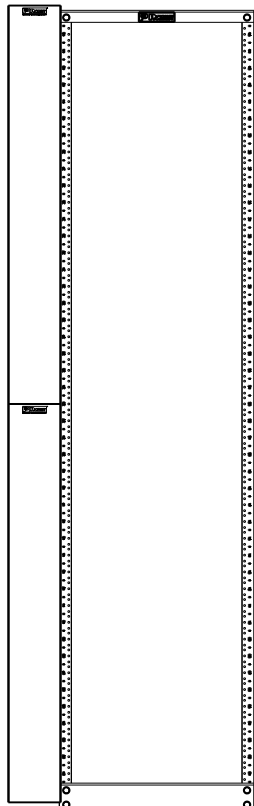
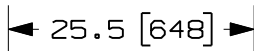
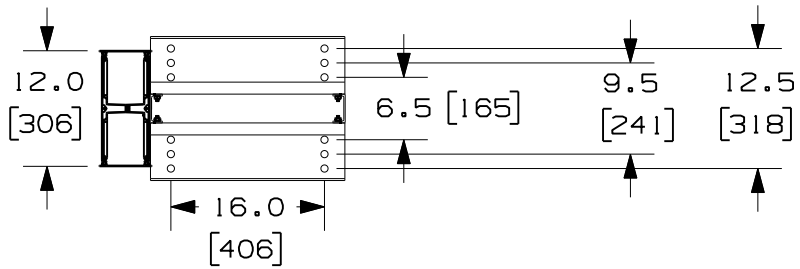
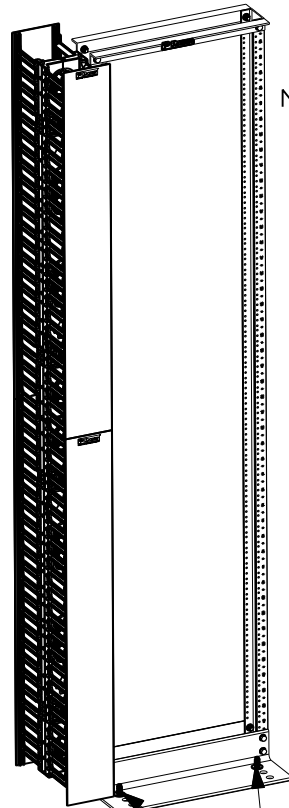


THIS COPY IS PROVIDED ON A RESTRICTED BASIS AND IS NOT TO BE USED IN ANY WAY DETRIMENTAL TO THE INTERESTS OF PANDUIT CORP.



CONCRETE STUD ANCHORS SHOWN IN PANDUIT RECOMMENDED PLACEMENT FOR INSTALLATION



PANDUIT P/N	WEIGHT
RWMPV45E	49.0 LBS/EACH 22.3 Kg/EACH

NOTES:

- VISIT OUR ON-LINE CATALOG AT [WWW.PANDUIT.COM](http://WWW.PANDUIT.COM) FOR A CURRENT LIST OF PRODUCTS APPLICABLE FOR USE WITH THIS PART.
- COMPONENTS:  
1- STANDARD 19" RACK  
1- 45 RU DUAL SIDED VERTICAL MANAGER  
1- BAG OF (4) CONCRETE STUD ANCHORS
- DIMENSIONS IN PARENTHESIS ARE METRIC.
- CONCRETE STUD ANCHORS MAY BE INSTALLED IN ANY ROW, FRONT AND REAR.
- REFERENCE R2P AND WMPV45E CUSTOMER DRAWINGS (LOCATED AT [WWW.PANDUIT.COM](http://WWW.PANDUIT.COM)) FOR ADDITIONAL INFORMATION REGARDING THIS CONTRACTOR PACK.

MODEL FILENAME	09V064AH/00.PRT
CAD FILENAME/LAYERS	09V064AH_DC/00A.PRT

**PANDUIT** CORP. TINLEY PARK, ILLINOIS

CONTRACTOR PACK WITH STANDARD RACK AND 45RU DUAL SIDED VERTICAL MANAGER (RWMPV45E) CUSTOMER DRAWING

UNLESS OTHERWISE SPECIFIED, DIMENSIONAL TOLERANCES ARE:  
UNLESS OTHERWISE SPECIFIED, ALL DIMENSIONS ARE GIVEN IN INCHES, THIRD ANGLE PROJECTION.

DRAWN BY BAME	MAT'L: VERTICAL MGR-ABS COVERS-PVC RACK-ALUMINUM	SCALE NONE
DATE 10-27-10	CHK'D NAGL	DRAWING NO. 09V064AH-DC
		DWG SIZE A

REV	DATE	BY	CHK	DESCRIPTION	ECN	R	CUST	SUP	OTH
OOA	10-27-10	BAME	NAGL	DRAWING RELEASED	09V064AH-DC				