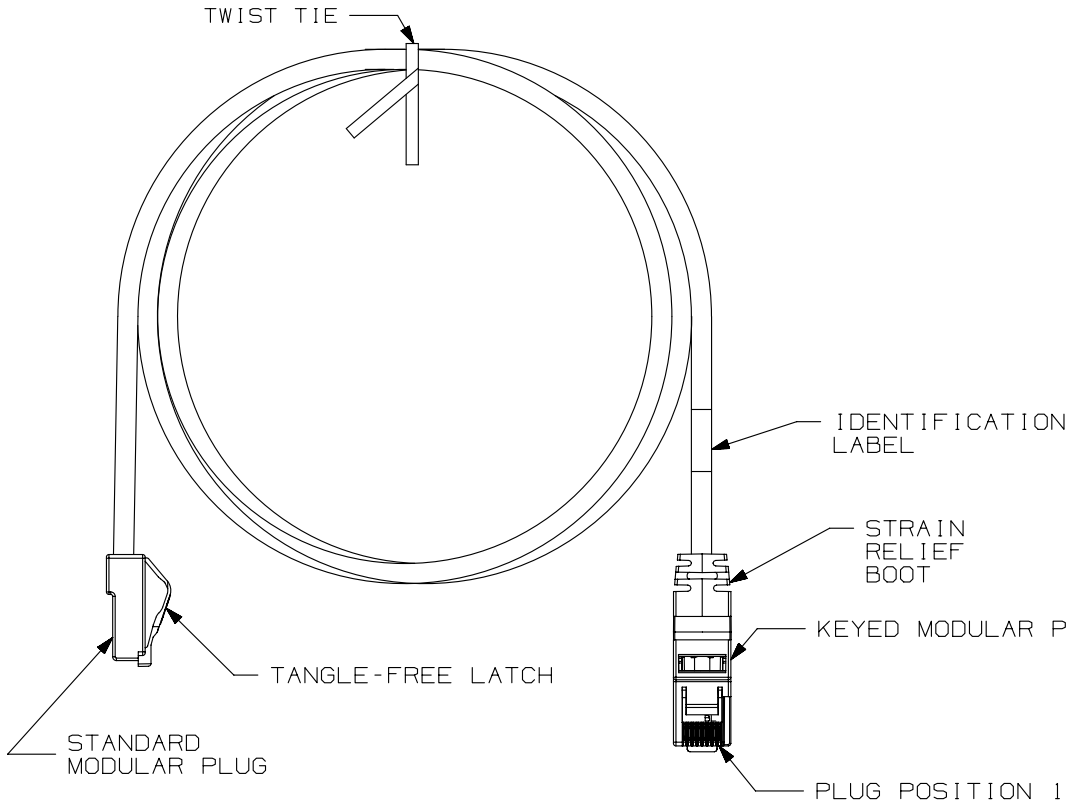


THIS COPY IS PROVIDED ON A RESTRICTED BASIS AND IS NOT TO BE USED IN ANY WAY DETRIMENTAL TO THE INTERESTS OF PANDUIT CORP.



PANDUIT PART NUMBER	MIN. CABLE LENGTH	WEIGHT
UTPKCH3**	3 FT.	.095 LB/EACH (43.1 g/EACH)
UTPKCH5**	5 FT.	.150 LB/EACH (68.0 g/EACH)
UTPKCH7**	7 FT.	.205 LB/EACH (93.0 g/EACH)
UTPKCH10**	10 FT.	.260 LB/EACH (117.9 g/EACH)
UTPKCH14**	14 FT.	.395 LB/EACH (179.2 g/EACH)
UTPKCH1M**	1 METER	.103 LB/EACH (46.6 g/EACH)
UTPKCH2M**	2 METERS	.193 LB/EACH (87.4 g/EACH)
UTPKCH3M**	3 METERS	.283 LB/EACH (128.4 g/EACH)
UTPKCH5M**	5 METERS	.460 LB/EACH (209.0 g/EACH)

** P/N CODE FOR KEYED PLUG HOUSING COLOR, CABLE COLOR AND SPECIAL KEY CONFIGURATION. SEE SHEET 2 FOR DETAILS.

NOTES:

1. SEE CURRENT CATALOG FOR VARIOUS APPLICATIONS AND TO INDICATE COLOR AND OR PACKAGE QUANTITY.
2. SEE CATALOG FOR A COMPLETE LIST OF PARTS APPLICABLE FOR USE WITH THIS PART.

T568B WIRING SCHEME

PLUG POSITION:	CABLE WIRE:
1	WHITE/ORANGE
2	ORANGE
3	WHITE/GREEN
4	BLUE
5	WHITE/BLUE
6	GREEN
7	WHITE/BROWN
8	BROWN

PART NUMBER		UTPKCH****	
TITLE			
		TX5e UTP KEYED PATCH CORDS	
CUSTOMER DRAWING			
ITEM REVISION NAME		M03011ER/00	
DATASET FILE NAME		M03011ER_DC70/00B	
UNLESS OTHERWISE SPECIFIED, DIMENSIONAL TOLERANCES ARE: IN [mm]		MATERIAL:	
.x ±		.xxx ± .010 [.3]	
.xx ± .03 [.8]		ANGLES ±	
DRAWN BY		THIRD ANGLE PROJECTION	
DATE		DRAWING NUMBER:	
12-10-08		03011-70	
CHK		SIZE	
PBD		SHT 1 OF 2	
SCALE		A	
NONE			

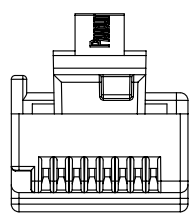
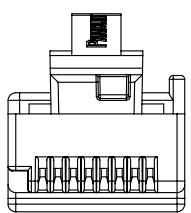
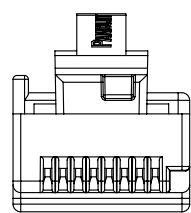
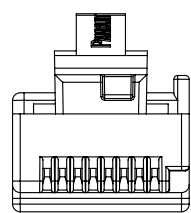
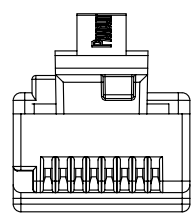
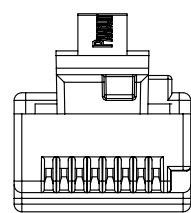
REV	DATE	BY	CHK	APR	DESCRIPTION	ECN
1	4-4-14	BJN	JSP	EJH	REVISED & REDRAWN PREVIOUS REVS REMVD FOR CLARITY	03011-70

D10100DA/14

2

1

THIS COPY IS PROVIDED ON A RESTRICTED BASIS AND IS NOT TO BE USED IN ANY WAY DETRIMENTAL TO THE INTERESTS OF PANDUIT CORP.

**PATCH CORD COLOR/KEY CODE					
A - BLACK	B - RED	C - GREEN	D - YELLOW	E - ORANGE	F - BLUE
					
BL	RD	GR	YL	OR	BU

PART NUMBER		UTPKCH****	
TITLE		TX5e UTP KEYED PATCH CORDS	
		CUSTOMER DRAWING	
ITEM REVISION NAME		M03011ER/00	
DATASET FILE NAME		M03011ER_DC70/00B	
UNLESS OTHERWISE SPECIFIED, DIMENSIONAL TOLERANCES ARE: IN (mm)		PANDUIT	
.x ± .xxx ± .010 (.3)			
.xx ± .03 (.8) ANGLES ±		MATERIAL:	
THIRD ANGLE PROJECTION		DRAWING NUMBER:	
DRAWN BY		03011-70	
DATE		SHT 2 OF 2	
CHK		SIZE	
SCALE		A	
NONE			

1	4-4-14	BJN	JSP	EJH	SEE SHEET 1 FOR REVISION HISTORY	03011-70
REV	DATE	BY	CHK	APR	DESCRIPTION	ECN

D10100DA/14

2

1