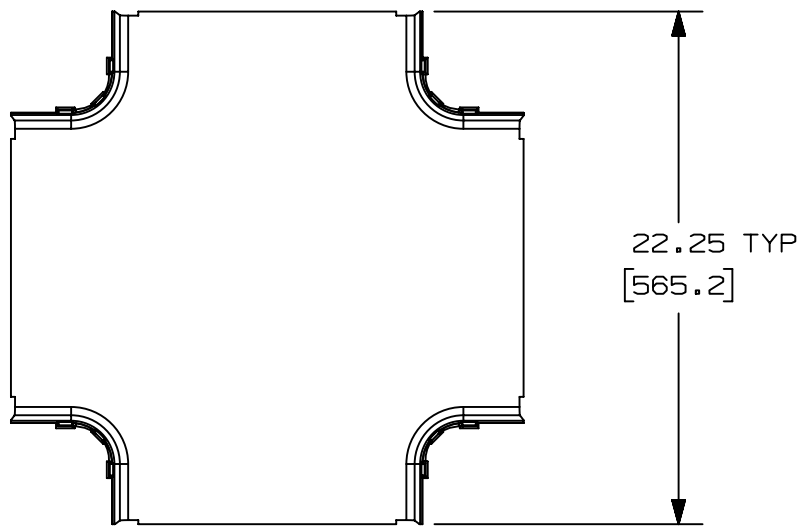


2

1

THIS COPY IS PROVIDED ON A RESTRICTED BASIS AND IS NOT TO BE USED IN ANY WAY DETRIMENTAL TO THE INTERESTS OF PANDUIT CORP.

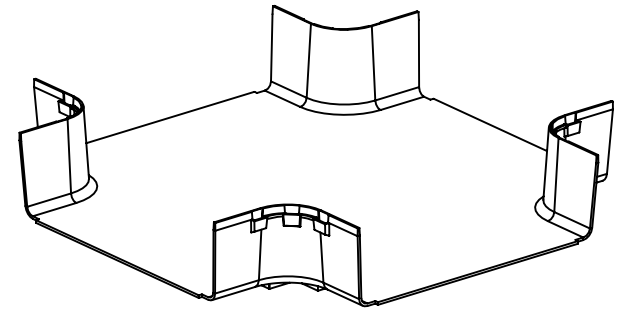
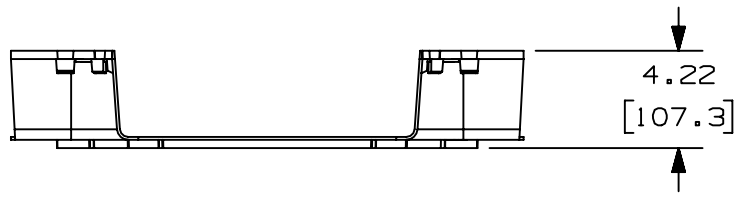


| PANDUIT PART NUMBER | WEIGHT | MATERIAL |
|---------------------|-----------------------------|----------|
| FRFWC12X4** | 3.4 LB/EACH (1542g/EACH) | ABS |
| FRFWC12X4L** | 3.4 LB/EACH (1542g/EACH) | PC/ABS |



NOTES:

1. SEE CURRENT CATALOG FOR ADDITIONAL PART SUFFIXES TO INDICATE COLOR AND/OR PACKAGE QUANTITY.
2. THE FIBERRUNNER 12x4 FOUR-WAY CROSS FITTING IS DESIGNED WITH A MINIMUM 2" (50.8) BEND RADIUS TO PROTECT FIBER OPTIC CABLES.
3. DIMENSIONS IN PARENTHESES ARE IN METRIC.



B

B

A

A

GLOBAL-ASIZE

| REV | DATE | BY | CHK | APR | DESCRIPTION | ECN |
|-----|---------|-----|-----|-----|-----------------------------------|-------------|
| 02A | 1-16-20 | MES | DWR | DWR | F. ADDED FRFWC12X4L** PART NUMBER | V09002DZ/01 |

| | | | | | |
|--|--|-----------------------------------|------------------------|-------------------|--|
| TITLE FIBERRUNNER 12x4 FOUR-WAY CROSS FITTING (FRFWC12X4**, FRFWC12X4L**) | | | | | |
| CUSTOMER DRAWING | | | | | |
| ITEM REVISION NAME D37617BK/05 | | | | | |
| DATASET FILE NAME D37617BK_DC/02A | | | | | |
| UNLESS OTHERWISE SPECIFIED, DIMENSIONAL TOLERANCES ARE: IN [mm] | | | | | |
| (.X) ± .03 (.8) | | (.XXX) ± .03 (0.8) | | ANGLES ± | |
| | | | THIRD ANGLE PROJECTION | | |
| DRAWN BY JNHU | | DATE 1-2-01 | | CHK HIW | |
| SCALE NONE | | DRAWING NUMBER 37617-70 | | SIZE A | |
| SHT 1 OF 1 | | | | | |

2

1