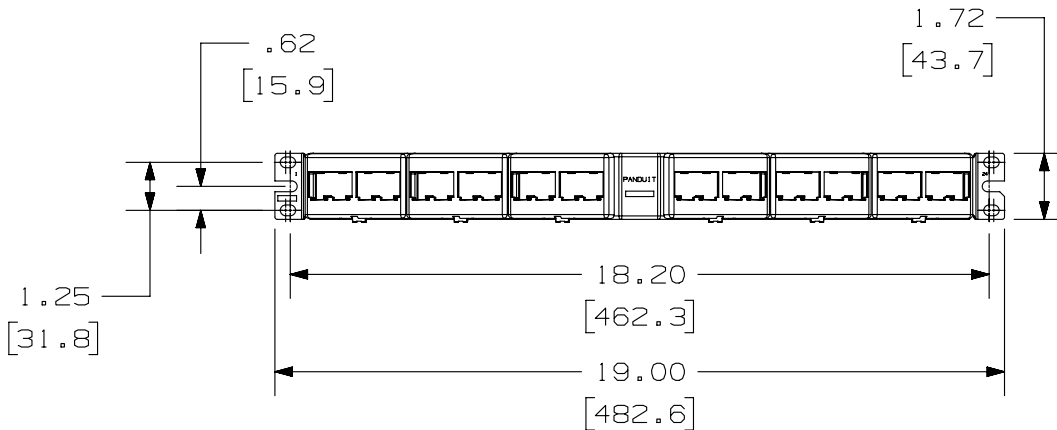
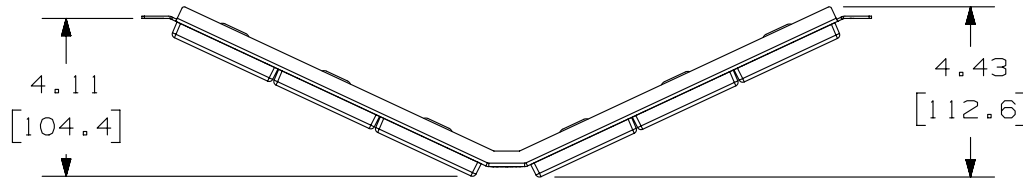


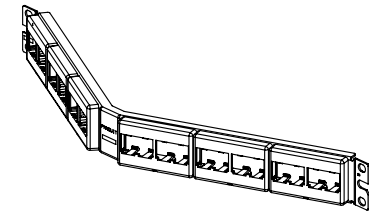
THIS COPY IS PROVIDED ON A RESTRICTED BASIS AND IS NOT TO BE USED IN ANY WAY DETRIMENTAL TO THE INTERESTS OF PANDUIT CORP.

PANDUIT P/N	WEIGHT
CPPKA6G24WBL	.80 LB/EACH PC (362.9 g/EACH PC)



NOTES:

- SEE CURRENT CATALOG FOR ADDITIONAL PART NUMBER SUFFIXES TO INDICATE COLOR AND OR PACKAGE QUANTITY.
- SEE CATALOG FOR COMPLETE LIST OF PARTS APPLICABLE FOR USE WITH THIS PART.
- PART INCLUDES:
  - 1- INSTRUCTION SHEET
  - 1- 24 PORT ANGLED STAMPING
  - 6- FURNITURE FACEPLATES (CFFP4)
  - 24- MINI-COM TX6 PLUS JACK MODULE
  - 1- TERMINATION TOOL
  - 1- #12-24 SCREW KIT (INCLUDES 4 SCREWS)
  - 1- M6 SCREW KIT (INCLUDES 4 SCREWS)
- PATCH PANELS ACCEPT SNAP-IN MINI-COM MODULES.
- DIMENSIONS IN [ ] ARE IN METRIC.



PART NUMBER		CPPKA6G24WBL	
TITLE			
MINI-COM 24 PORT ANGLED TX6 PLUS MODULAR		PATCH PANEL KIT	
CUSTOMER DRAWING			
ITEM REVISION NAME		M00741NP/00	
DATASET FILE NAME		M00741NP_DC134/00B	
UNLESS OTHERWISE SPECIFIED, DIMENSIONAL TOLERANCES ARE: IN [mm]		MATERIAL:	
.x ± .xx ± .03 [ .8 ]		PANEL: C.R.S. FACEPLATE: ABS	
.xxx ± .010 [ .3 ]		DRAWING NUMBER:	
ANGLES ±		00741-134	
THIRD ANGLE PROJECTION		SHT 1 OF 1	
DRAWN BY	DATE	CHK	SCALE
JSP	10-5-06	MJD	NONE
REV	DATE	BY	CHK
1	5/8/14	JSP	REFR
R	10-5-06	JSP	MJD
APR	DESCRIPTION		ECN
MMR	A. REVISED DRAWING TITLE BLOCK.		00741-134
MJD	RELEASED TO PRODUCTION		00741-134

D10100DA/14

2

1

2

1