

THIS COPY IS PROVIDED ON A RESTRICTED BASIS AND IS NOT TO BE USED IN ANY WAY DETRIMENTAL TO THE INTERESTS OF PANDUIT CORP.

8.63
[219.2]

61.66
[1566.2]

FRONT VIEW

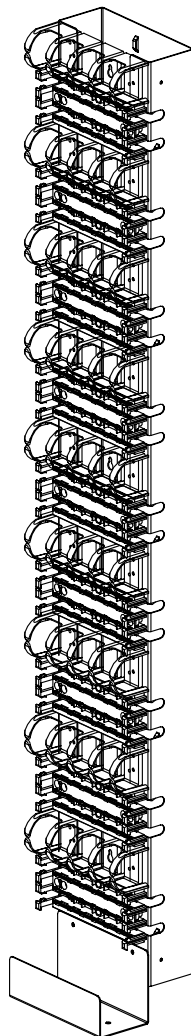
8.50
[215.9]

5.50
[139.7]

.31 DIA
[7.9]

7.18
[182.4]

BOTTOM VIEW



PANDUIT PART NO.	WEIGHT
P110KT9004Y	26.4 LB/ea 11181.8 g/ea
P110KT9005Y	26.4 LB/ea 11181.8 g/ea



NOTES:

1. SEE CURRENT CATALOG FOR ADDITIONAL PART NUMBER SUFFIXES TO INDICATE PACKAGE QUANTITY.
2. 900 PAIR 110 TOWER ASSEMBLY IS DESIGNED FOR WALL MOUNT APPLICATIONS, PROVIDES VERTICAL CABLE MANAGEMENT, AND SUPPLIED JUMPER TROUGHS PROVIDE VERTICAL CABLE MANAGEMENT.
3. ASSEMBLY COMES WITH FASTENER KIT WHICH INCLUDES THE FOLLOWING:
(2) #12 X 1/2" SHEET METAL SCREWS,
(2) #12 LOCK WASHERS, (1) 1/4-20 X 3/4 MACHINE SCREW, (1) 1/4-20 HEX NUT, (2) 1/4" LOCK WASHERS.
4. ALSO INCLUDED WITH TOWER IS A SCREW KIT USED TO MOUNT THE JUMPER TROUGHS AND BASES.
5. 18 LABEL HOLDERS AND 18 LABELS ARE ALSO PROVIDED.
6. SEE CHART FOR NUMBER OF CONNECTING BLOCKS INCLUDED FOR EACH PART NUMBER.
7. DIMENSIONS IN PARENTHESES ARE IN METRIC.

CONNECTING BLOCKS

PART NUMBER	3 PAIR P110CB3Y	4 PAIR P110CB4Y	5 PAIR P110CB5Y	5 PAIR P110CB5IGY
P110KT9004Y	-	180	36	-
P110KT9005Y	-	-	180	-



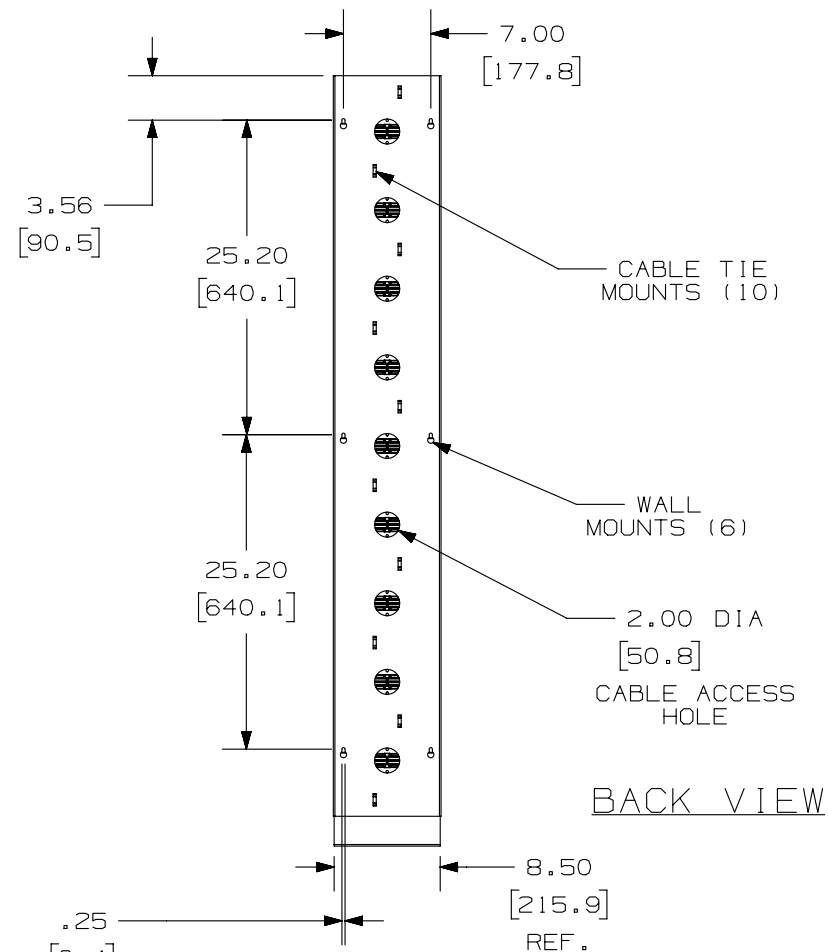
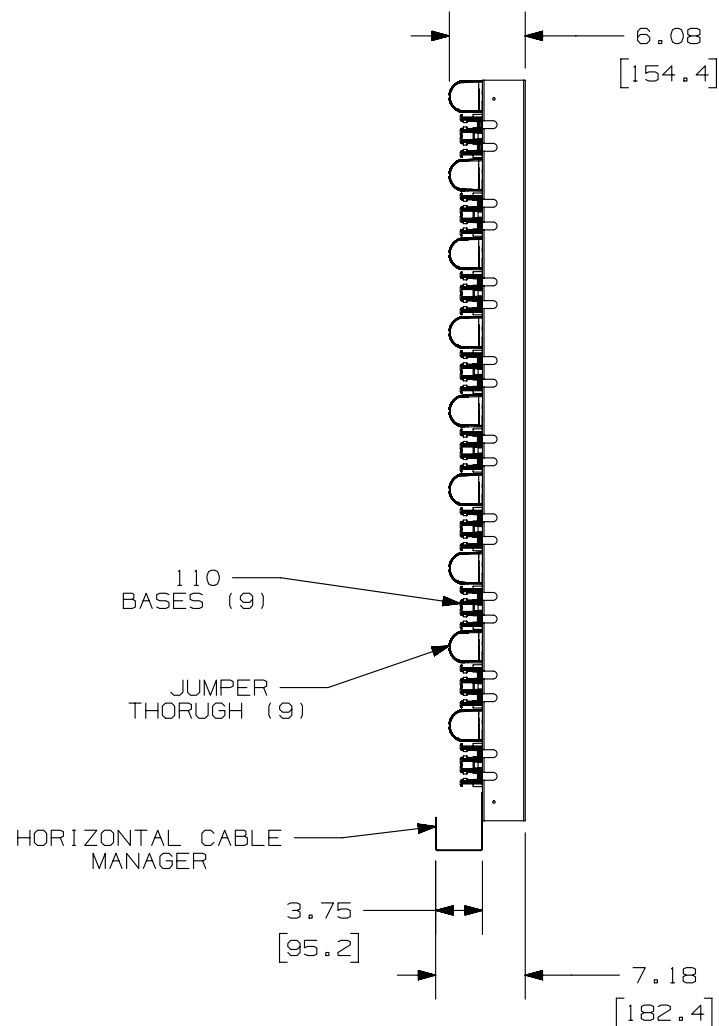
PART NUMBER		P110KT900*Y	
TITLE			
PAN-PUNCH 900 PAIR TOWER SYSTEM			
CUSTOMER DRAWING			
ITEM REVISION NAME		M02479NE/00	
DATASET FILE NAME		M02479NE_DC344/00B	
UNLESS OTHERWISE SPECIFIED, DIMENSIONAL TOLERANCES ARE: IN [mm]		PANDUIT MATERIAL: DRAWING NUMBER: 02479-344	
.X ± .xxx ± .010 [.3] .xx ± .03 [.8] ANGLES ±			
THIRD ANGLE PROJECTION			
DRAWN BY	DATE	CHK	SCALE
NER	3-24-06	WJC	NONE
SHT 1 OF 2			SIZE A

1	5-28-14	MDJR	REFR	MMR	B. REMOVED OBSOLETE PART NUMBERS. A. UPDATED TITLE BLOCK.	02479-344
R	3-24-06	NER	WJC	RMD	RELEASED TO PRODUCTION	02479-344
REV	DATE	BY	CHK	APR	DESCRIPTION	ECN

2

1

THIS COPY IS PROVIDED ON A RESTRICTED BASIS AND IS NOT TO BE USED IN ANY WAY DETRIMENTAL TO THE INTERESTS OF PANDUIT CORP.



PART NUMBER		P110KT900***Y	
TITLE			
PAN-PUNCH 900 PAIR TOWER SYSTEM			
CUSTOMER DRAWING			
ITEM REVISION NAME		M02479NE/00	
DATASET FILE NAME		M02479NE_DC344/00B	
UNLESS OTHERWISE SPECIFIED, DIMENSIONAL TOLERANCES ARE: IN [mm]		PANDUIT	
.x ± .xxx ± .010 [.3] .xx ± .03 [.8] ANGLES ±			
THIRD ANGLE PROJECTION		DRAWING NUMBER: 02479-344	
DRAWN BY	DATE	CHK	SCALE
NER	3-24-06	WJC	NONE
SHT 2 OF 2			SIZE A

REV	DATE	BY	CHK	APR	DESCRIPTION	ECN
1	5-28-14	MDJR	REFR	MMR	SEE SHEET 1 OF 2 FOR CHANGES.	02479-344
R	3-24-06	NER	WJC	RMD	SEE SHEET 1 OF 2 FOR CHANGES.	02479-344

2

1