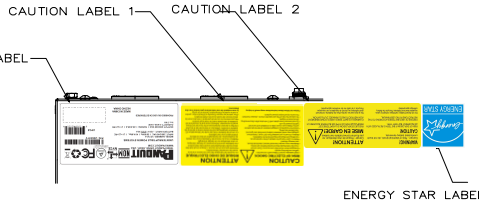
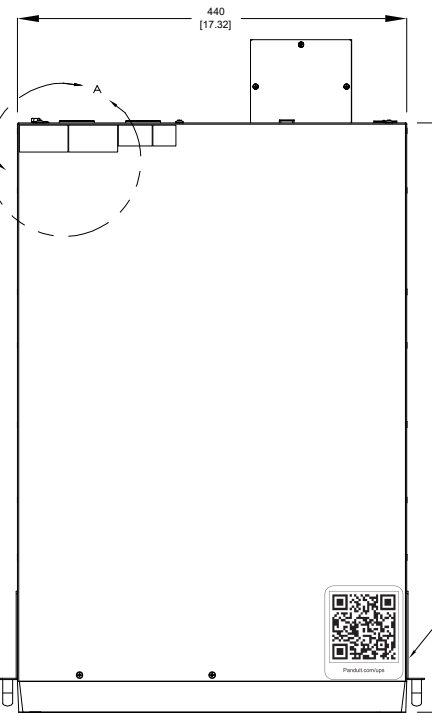
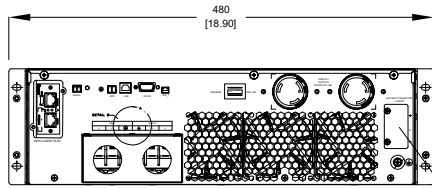


THIS COPY IS PROVIDED ON A RESTRICTED BASIS AND IS NOT TO BE USED IN ANY WAY DETRIMENTAL TO THE INTERESTS OF PANDUIT CORP.



DETAIL A  
SCALE 1: 2



DETAIL B  
SCALE 1: 3

**SPECIFICATION:**

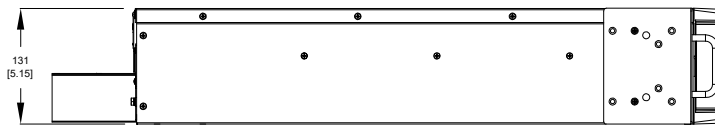
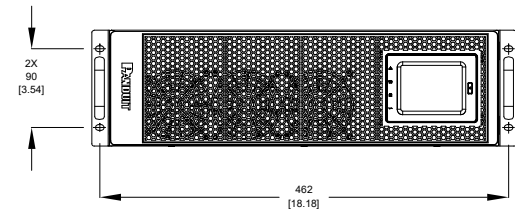
- STANDARD:
  - UPS TOPOLOGY: DOUBLE CONVERSION
  - KVA: 6
  - BATTERY TYPE: VALVE REGULATED LEAD ACID
  - INPUT PLUG: HARDWIRE TERMINAL CONNECTION(L1+L2+G)
  - NOMINAL INPUT VOLTAGE: 208/240VAC
  - INPUT PHASE: SINGLE
  - OUTPUT PHASE: SINGLE
  - NOMINAL OUTPUT VOLTAGE: 208/240VAC
  - OUTLET TYPE AND QTY: L6-30R(2)+HARDWIRE TERMINAL CONNECTION(L1+L2+G)
  - DISPLAY TYPE: 3.5 INCH TOUCH SCREEN
  - PARALLEL PORT SUPPORT: NO
  - INPUT BREAKER TYPE: N/A
  - OUTPUT BREAKER TYPE: N/A
  - WEIGHT OF Pb(LEAD): 34KG
  - WEIGHT OF H2SO4(SULFURIC ACID): 8KG
- ADDITIONAL: NONE
- ACCESSORY COMPONENTS:
  - P/N U06N11V CONTAINS AN INTELLIGENT NETWORK CARD(INSTALLED)
  - STABILIZER BRACKET, QTY:(4)
  - STABILIZER BRACKET CONNECTORS, QTY:(2)
  - INSTALLATION EARS, QTY:(2)
  - SAFETY WARNING SHEET,QTY:(1)
  - SELECTION GUIDE(POCKET GUIDE),QTY:(1)
  - DB9/DB9 RS232 1.5M COMMUNICATION CABLE, QTY:(1)
  - USB-A/USB-B 1.5M SERIAL COMMUNICATION CABLE, QTY:(1)
  - INCLUDES P/N:UVP240 EXTERNAL BATTERY PACK, QTY:(1),(IN A SEPARATE CARTON) SHEET 3
  - INCLUDES P/N:URMKIT2 INSTALLATION RAIL KIT, QTY:(1)
  - REFER TO ASSOCIATED DRAWINGS FOR PHYSICAL DIMENSIONS AND SPECIFICATIONS
  - EPO PLUG WITH SHORTING WIRE,QTY:(1),(INSTALLED)
  - MBS PLUG WITH SHORTING WIRE,QTY(1)(INSTALLED)

**NOTES:**

- PRIMARY DIMENSIONS ARE IN MILLIMETERS.SECONDARY DIMENSIONS ARE IN INCHES
- INSTALLATION SHALL COMPLY WITH ALL APPLICABLE NATIONAL,STATE,AND LOCAL CODES
- VISIT OUR ON-LINE CATALOG AT WWW.PANDUIT.COM FOR A CURRENT LIST OF PRODUCTS APPLICABLE FOR USE WITH THIS PRODUCT
- ALL PURCHASED ITEMS CONFORM TO C2-0834 PANDUIT SPECIFICATION FOR CHEMICAL SUBSTANCES TO BE CONTROLLED IN PRODUCT AND PACKAGING

**IDENTIFICATION:**

PART NUMBER	DESCRIPTION	SHIPPING WEIGHT(INCLUDES EXTERNAL BATTERY PACK) (KG)
U06S11V	SMARTZONE UPS, 6kVA, 6U (3U UPS + 3U EBP), 208/240V, SINGLE PHASE, DOUBLE-CONVERSION ON-LINE POWER PROTECTION	100.3
U06N11V	SMARTZONE UPS, 6kVA, 6U (3U UPS + 3U EBP), 208/240V, SINGLE PHASE, DOUBLE-CONVERSION ON-LINE POWER PROTECTION WITH INTELLIGENT NETWORK CARD	100.3



REV	DATE	BY	CHK	DESCRIPTION	ECN
00A	02/02/2021	ZHB	ZRZ	Q:UPDATE TEXT ON REAR PANEL AS REQUIRED BY UL. NEW INFO: ACCESSORY COMPONENTS LIST. L:UPDATE UPS WARNING LABEL AND EBP WARNING LABEL INFORMATION REQUEST BY UL	U06N11V
01A	03/01/2022	ZHB	ZRZ	A:ADDED NOTE UNDER VIEW B:UPDATED DESCRIPTION C:ADDED ROW TO COMPLIANCE LABEL E:UPDATED UL LOGO E:ADDED SHEET 3	U06N11V
00A	08/17/2021	ZHB	ZRZ	RELEASE TO PRODUCTION	U06N11V
REV	DATE	BY	CHK	DESCRIPTION	ECN

PLEASE READ YOU CHECK FULLY THE SPECIFICATIONS AND MAKE THE CORRECTIVE ACTION TO THE CUSTOMER DRAWING. THE APPROVED REVISIONS SHOULD BE CLEARLY IDENTIFIED IN THE SHEET HISTORY.

FILE	SMARTZONE UPS U06S11V/U06N11V
CUSTOMER DRAWING	U06S11V/U06N11V/01
GENERAL	N/A
UNLESS OTHERWISE SPECIFIED DIMENSIONAL TOLERANCES ARE: MM (IN)	
THIRD ANGLE PROJECTION	
DATE	08/17/2021
SCALE	VARIOUS
SHEET	SHT 1 OF 3

THIS COPY IS PROVIDED ON A RESTRICTED BASIS AND IS NOT TO BE USED IN ANY WAY DETRIMENTAL TO THE INTERESTS OF PANDUIT CORP.

**PANDUIT** NOM NYCE

18900 PANDUIT DRIVE, 60487, USA  
WWW.PANDUIT.COM

UNINTERRUPTIBLE POWER SYSTEMS

MODEL NUMBER: 1C1V1A  
INPUT: 208/240 VAC | 50/60Hz | 40 A Max. | L1+L2+PE  
BATTERY INPUT: ±120 V | 30 A

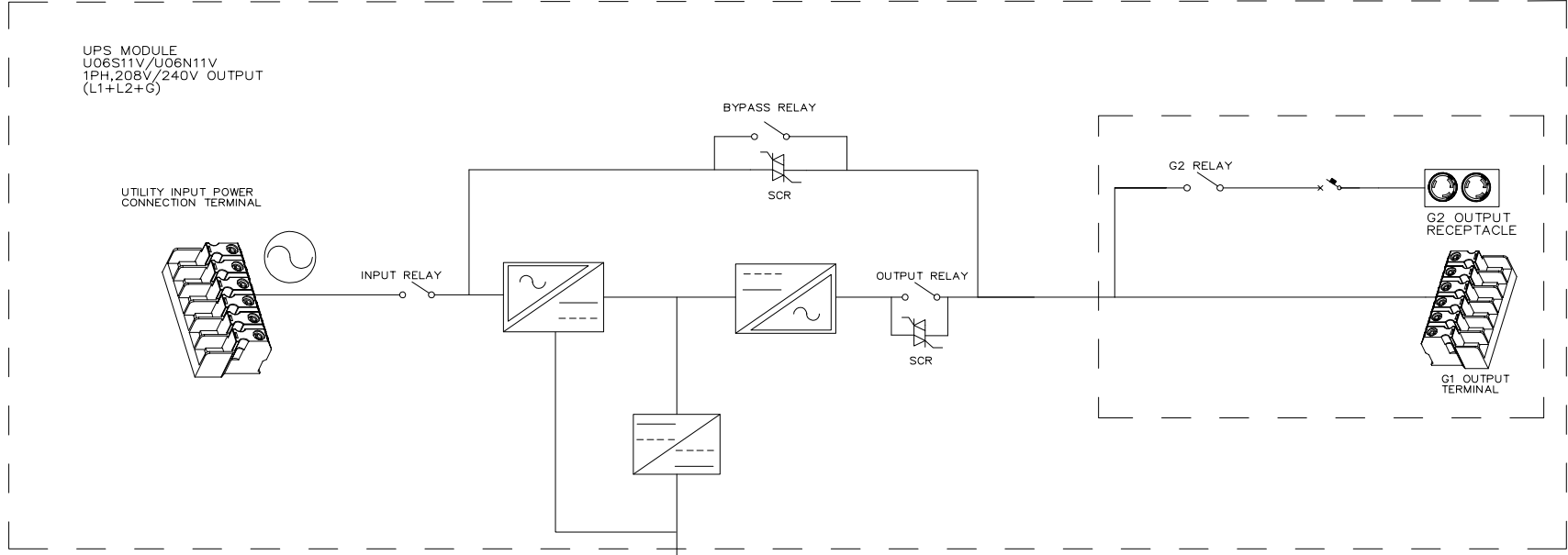
OUTPUT: 208/240 VAC | 50/60Hz | 28.8/25 A | L1+L2+PE  
CAPACITY: 6kVA-6 kW  
Icc: 5 kA

PROHIBIDO SU USO EN EXTERIORES

MADE IN CHINA  
HECHO CHINA

P/N: U06N11V

UPC# 6 18051 62222 114



**LEGEND**

	DESCRIPTION CIRCUIT BREAKER		DESCRIPTION AC-DC CONVERTER
	DESCRIPTION RELAY		DESCRIPTION SCR
	DESCRIPTION DC-DC CONVERTER		DESCRIPTION BATTERY
	DESCRIPTION CONNECTION TERMINAL		DESCRIPTION SCR

DISPLAY FIRMWARE VERSION: V0106000000  
CORE FIRMWARE VERSION: V0106000000

REV		DATE		BY		CHK		DESCRIPTION		ECN		REV		DATE		BY		CHK		DESCRIPTION		ECN	
00A	02/04/2023	ZHB	ZRK	GLM/DJB				F.UPDATE TEXT ON REAR PANEL AS REQUIRED BY UL G.ADDED MFR-PLUS-1 ITEM INTO ACCESSORY COMPONENTS LIST H.UPDATE 2D BARCODE DESCRIPTION I.UPDATE UPS'S WARNING LABEL AND EBP WARNING LABEL INFORMATION REQUEST BY UL	U06N11V														
01A	03/01/2022	ZHB	ZRK	GLM/DJB				A.ADDED NOTE UNDER VIEW B.UPDATE DESCRIPTION C.ADDED NOM TO COMPLIANCE LABEL D.UPDATE UL LOGO E.ADDED SHEET 3	U06N11V														
00A	02/02/2023	ZHB	ZRK	GLM/DJB				RELEASE TO PRODUCTION	U06N11V														
REV	DATE	BY	CHK	APR				DESCRIPTION	ECN														

REV		DATE		BY		CHK		DESCRIPTION		ECN		REV		DATE		BY		CHK		DESCRIPTION		ECN	

WE ASSESS THAT YOU SHOULD FOLLOW THE INSTRUCTIONS, NOTES AND WARNINGS ON THE PRODUCT AND THE SUPPLEMENTARY MATERIALS PROVIDED WITH THE PRODUCT. WE DO NOT PROVIDE SERVICE FOR THE PRODUCT OR PARTS OF THE PRODUCT.

SMARTZONE UPS  
U06S11V/U06N11V  
CUSTOMER DRAWING

U06S11V/U06N11V/02  
U06S11V/U06N11V-DC/02A

**PANDUIT**

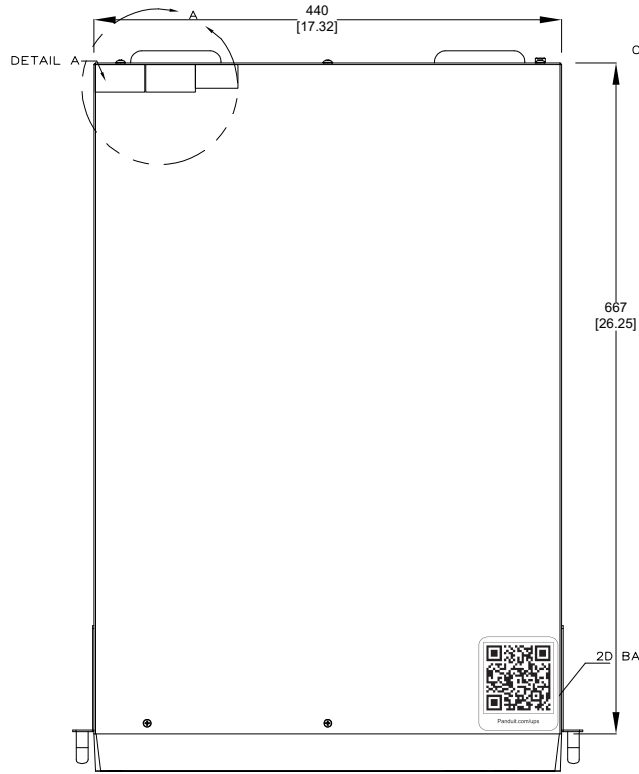
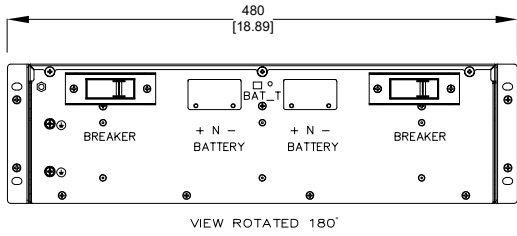
N/A

THIRD ANGLE PROJECTION

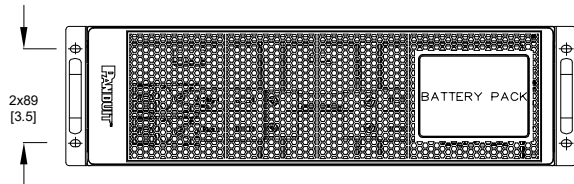
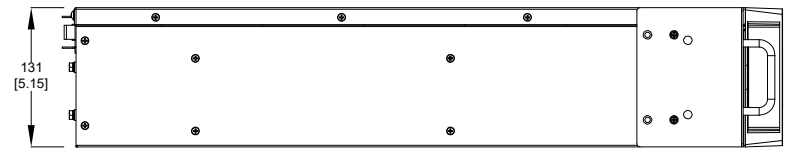
U06N11V-DC

08/17/2021 MJD VARIOUS SHIT 2 OF 3 D

THIS COPY IS PROVIDED ON A RESTRICTED BASIS AND IS NOT TO BE USED IN ANY WAY DETRIMENTAL TO THE INTERESTS OF PANDUIT CORP.



UVP240 REFERENCE IMAGE



REV	DATE	BY	CHK	APR	DESCRIPTION	ECN	DATE	M/D	VARIOUS	SHT 3 OF 3
02A	02/04/2023	ZHB	ZRK	GLM/DJB	F. UPDATE TEXT ON REAR PANEL AS REQUESTED BY USER. ITEM INTO ACCESSORY COMPONENTS LIST. I. ADDS MFR. PLUG. I. UPDATE 2D BARCODE DESCRIPTION. J. UPDATE USER WARNING LABEL AND EBP. WARNING LABEL INFORMATION REQUEST BY UL.	U06N11V	08/17/2021	M/D	VARIOUS	3
01A	03/01/2022	ZHB	ZRK	GLM/DJB	A. ADDED NOTE UNDER VIEW. B. UPDATED DESCRIPTION. C. ADDED ROW TO COMPLIANCE LABEL. D. UPDATED UL LOGO. E. ADDED SHEET 3.	U06N11V				
00A	03/17/2022	ZHB	ZRK	GLM/DJB	RELEASE TO PRODUCTION	U06N11V				

WE ARE NOT PROVIDING THE ORIGINAL DRAWING FOR THE CUSTOMER'S USE. THE ORIGINAL DRAWING IS THE PROPERTY OF PANDUIT CORP. AND SHALL REMAIN THE PROPERTY OF PANDUIT CORP. ANY REPRODUCTION OR DISTRIBUTION OF THIS DRAWING WITHOUT THE WRITTEN PERMISSION OF PANDUIT CORP. IS STRICTLY PROHIBITED.

SMARTZONE UPS  
U06S11V/U06N11V

CUSTOMER DRAWING

U06S11V/U06N11V/02

U06S11V/U06N11V-DC/02A

UNLESS OTHERWISE SPECIFIED, DIMENSIONS AND TOLERANCES ARE IN [IN]

N/A

U06N11V-DC

THIRD ANGLE PROJECTION

DATE: 08/17/2021

M/D

VARIOUS

SHT 3 OF 3

D