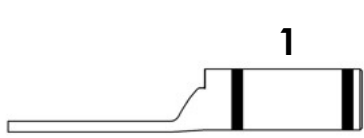


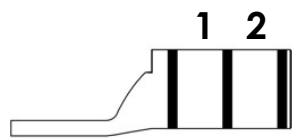


COPPER COMPRESSION CONNECTOR INSTALLATION

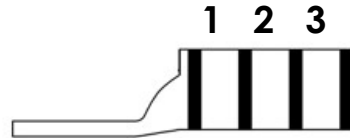
1. Use a connector marked for the wire size and wire material to be used. NEVER use a copper connector on aluminum wire.
2. Strip wire insulation to approximate length shown on tool chart. DO NOT nick or ring the conductor strands.
3. Clean the wire.
4. Insert stripped wire into connector until the wire stops.
5. Using installation tooling shown on other side, insert connector in die and crimp between color bands or knurl markings, use these markings as a guide to evenly space crimps on barrel of connector. Begin crimping near the tongue end of the lug and continue crimping toward the wire end.
REQUIRED NUMBER OF COMPRESSIONS SHOWN ON TOOL CHART IN ().



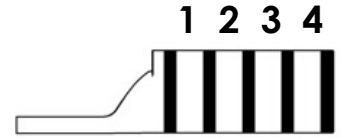
NUMBER OF CRIMPS: 1



NUMBER OF CRIMPS: 2



NUMBER OF CRIMPS: 3



NUMBER OF CRIMPS: 4

6. After crimping, inspect for sharp edges, flash or burrs and remove if present.

HEAT SHRINK INSULATION INSTRUCTION

1. Refer to Panduit catalog or www.panduit.com for heat shrink material information, tubing size, voltage rating, and shrink temperature.
2. Cut tubing to length allowing insulation coverage as desired. Allow a minimum of 1-1/2" inch overlap on wire insulation.
3. Shrink with a standard propane torch or heat gun. MOVING FROM CRIMPED PORTION OF CONNECTOR TOWARD INSULATED WIRE. Adhesive flow at ends indicate shrinkage complete.



*Tested by TELECORDIA
meets NEBS Level 3

*Heat shrink insulation and blank tongues not tested by TELECORDIA

Panduit Part Number L=Lug S=Splice	Std. Wire Size AWG	Cable Classes	Wire Strip Length (In.)	A See Tool List Below	
				Die Part Number/Color Code and Die Index Number/ (Number of Crimps)	
				For LCAF, SCSF Parts	For LCCF Parts
LCCF8 LCAF8	#8 AWG	Locomotive (DLO)	13/16	CD-920-8 Red P21 (1)	
SCSF8			11/16		
LCAF6	#6 AWG	K,M, Locomotive (DLO)	7/8	CD-920-6 Blue P24 (1)	CD-920-6 Blue P24 (2)
LCCF6			1-5/16		
SCSF6			13/16		
LCAF4	#4 AWG	K,M, Locomotive (DLO)	7/8	CD-920-4 Gray P29 (1)	CD-920-4 Gray P29 (2)
LCCF4			1-5/16		
SCSF4			13/16		
LCAF2	#2 AWG	K,M, Locomotive (DLO)	15/16	CD-920-2 Brown P33 (1)	CD-920-2 Brown P33 (2)
LCCF2			1-7/16		
SCSF2			7/8		
LCAF1	#1 AWG	K,M, Locomotive (DLO)	1	CD-920-1/0 Pink P42 (1)	CD-920-1/0 Pink P42 (2)
LCCF1			1-1/2		
SCSF1			7/8		
LCAF1/0	#1/0 AWG	K,M, Locomotive (DLO)	1-7/16	CD-920-2/0 Black P45 (2)	
LCCF1/0			1-9/16		
SCSF1/0			1-3/16		
LCAF2/0	#2/0 AWG	K,M, Locomotive (DLO)	1-7/16	CD-920-3/0 Orange P50 (2)	
LCCF2/0			1-9/16		
SCSF2/0			1-3/16		
LCAF3/0	#3/0 AWG	K,M, Locomotive (DLO)	1-7/16	CD-920-4/0 Purple P54 (2)	
LCCF3/0			1-5/8		
SCSF3/0			1-3/16		
LCAF4/0	#4/0 AWG	K,M, Locomotive (DLO)	1-7/16	CD-920-250 Yellow P62 (2)	
LCCF4/0			1-11/16		
SCSF4/0			1-3/16		

①CD-920 dies can be used with CT-940CH and CT-2940 series tools with die adapter.

A

CT-920, CT-920/CV, CT-920CH, CT-920CH/CV, CT-920CH/CCP, CT-930, CT-930CH, CT-940CH①, CT-2920, CT-2920/CCP, CT-2920/CCPINT, CT-2920/CCPUK, CT-2920/CCPAUS, CT-2920/CCPTO, CT-2930, CT-2930/L, CT-2930/LE, CT-2931, CT-2931/ST, CT-2931/STINT, CT-2931/STUK, CT-2931/STAUS, CT-2931/TO, CT-2931/STCV, CT-2931/STCVINT, CT-2931/STCVUK, CT-2931/STCVAUS, CT-2931/CVTO, CT-2940①, CT-2940/L①, CT-2940/LE①, CT-2940/ST①, CT-2940/STINT①, CT-2940/STUK①, CT-2940/STAUS①, CT-2940/TO①

Panduit Part Number	Std. Wire Size AWG	Cable Classes	Wire Strip Length (In.)	A See Tool List Below	
				Die Part Number/Color Code and Die Index Number/ (Number of Crimps)	
				For LCAF, SCSF Parts	For LCCF Parts
LCAF250	250 kcmil 262.6 kcmil	K,M, Locomotive (DLO)	1-3/4	CD-920-300 White P66 (2)	CD-920-300 White P66 (3)
LCCF250			2-5/16		
SCSF250			1-3/16		
LCAF300	300 kcmil 313.1 kcmil	K,M, Locomotive (DLO)	1-3/4	CD-920-350 Red P71 (2)	CD-920-350 Red P71 (3)
LCCF300			2-3/8		
SCSF300			1-1/4		
LCAF350	350 kcmil 373.7 kcmil	K,M, Locomotive (DLO)	1-15/16	CD-920-400 Blue P76 (2)	CD-920-400 Blue P76 (3)
LCCF350			2-9/16		
SCSF350			1-1/2		
LCAF400	400 kcmil 444.4 kcmil	K,M, Locomotive (DLO)	2-1/4	CD-920-500 Brown P87 (2)	CD-920-500 Brown P87 (3)
LCCF400			2-3/4		
SCSF400			1-11/16		
LCAF500	500 kcmil 535.3 kcmil	K,M, Locomotive (DLO)	2-5/16	CD-920-500A Pink P99 (2)	CD-920-500A Pink P99 (3)
LCCF500			2-15/16		
SCSF500			1-5/8		
LCAF600 ^③	646.4 kcmil	Locomotive (DLO)	2-3/8	CD-920-750 Black P106 (2)	CD-920-750 Black P106 (3)
LCCF600 ^③			3		
SCSF600 ^③			1-5/8		
LCAF750 ^③	777.7 kcmil	Locomotive (DLO)	2-7/16	CD-940-800 ^③ Orange P107 (2)	CD-940-800 ^③ Orange P107 (4)
LCCF750 ^③			3-1/16		
SCSF750 ^③			1-5/8		

- ①CD-920 dies can be used with CT-940CH and CT-2940 tools with die adapter.
- ②CD-940 dies to be used exclusively with CT-940CH and CT-2940 series tools.
- ③Can only be crimped with CT-940CH and CT-2940 tools.

A

CT-920, CT-920/CV, CT-920CH, CT-920CH/CV, CT-920CH/CCP, CT-930, CT-930CH, CT-940CH^①, CT-2920, CT-2920/CCP, CT-2920/CCPINT, CT-2920/CCPUK, CT-2920/CCPAUS, CT-2920/CCPTO, CT-2930, CT-2930/L, CT-2930/LE, CT-2931, CT-2931/ST, CT-2931/STINT, CT-2931/STUK, CT-2931/STAUS, CT-2931/TO, CT-2931/STCV, CT-2931/STCVINT, CT-2931/STCVUK, CT-2931/STCVAUS, CT-2931/CVTO, CT-2940^①, CT-2940/L^①, CT-2940/LE^①, CT-2940/ST^①, CT-2940/STINT^①, CT-2940/STUK^①, CT-2940/STAUS^①, CT-2940/TO^①

For Instructions in Local Languages
and Technical Support:

techsupport@panduit.com



www.panduit.com

E-mail:
cs@panduit.com

Phone:
800-777-3300