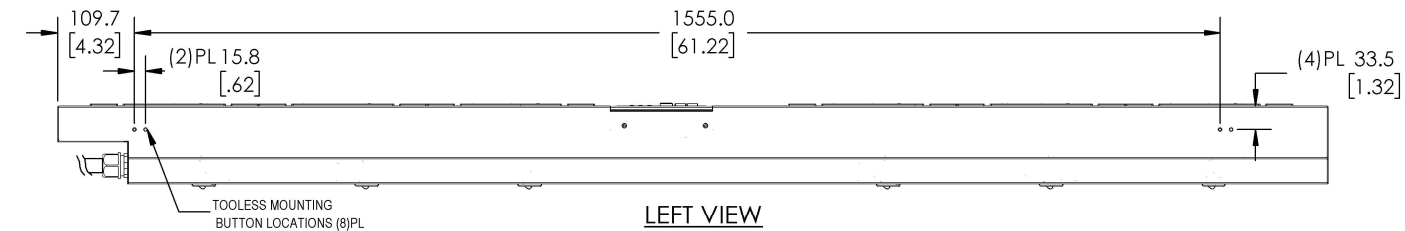


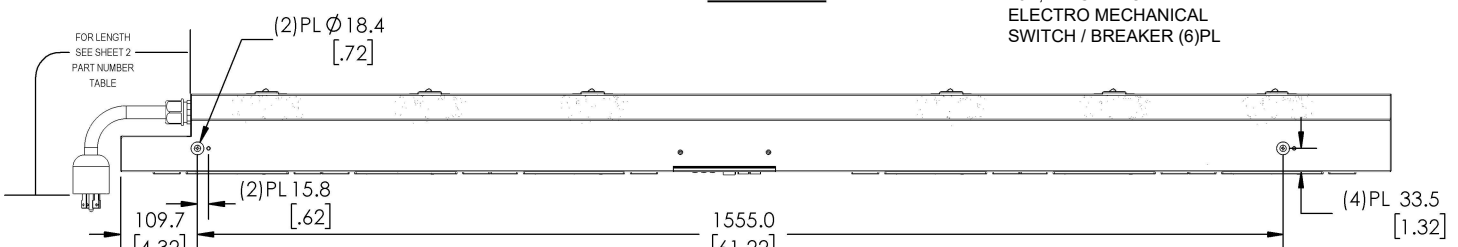
THIS COPY IS PROVIDED ON A RESTRICTED BASIS AND IS NOT TO BE USED IN ANY WAY DETRIMENTAL TO THE INTERESTS OF PANDUIT CORP.



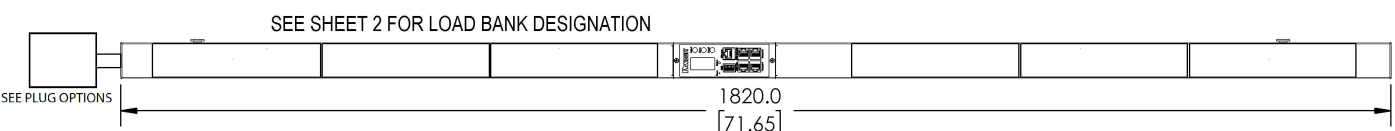
LEFT VIEW



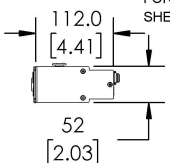
REAR VIEW



RIGHT VIEW



FRONT VIEW



BOTTOM VIEW

PANDUIT P/N	WEIGHT
P48D##M-XXYZ	SEE SHEET 2

SPECIFICATION:

- | | |
|------------------------|-----------------------------------|
| 1. STANDARD UNIT TYPE: | MONITORED INPUT |
| ORIENTATION: | VERTICAL, DU FULL, 2-SIDED |
| OUTLET QTY & TYPE: | SEE SHEET 2 FOR CONFIGURATIONS |
| INPUT VOLTAGE: | 200-240/346-415VAC |
| INPUT CURRENT: | 30A(24A DERATED) |
| BREAKER QTY & TYPE: | (6) 20A, SINGLE POLE |
| INPUT PHASE: | THREE-PHASE WYE |
| RATED POWER: | 17.3 kVA |
| INPUT PLUG: | SEE SHEET 2 FOR CONFIGURATIONS |
| INPUT POWER CORD: | SEE SHEET 2 FOR PART NUMBER TABLE |

REGULATORY STANDARD: RoHS COMPLIANT

2. ADDITIONAL: CIRCUIT BREAKERS RATED AT 10kAIC

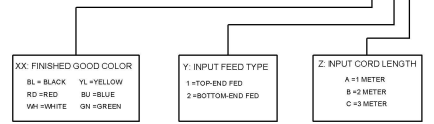
3. ACCESSORIES: (1) QUICK-START GUIDE

NOTES:

1. PRIMARY DIMENSIONS ARE IN MILLIMETERS. SECONDARY DIMENSIONS ARE IN [INCHES]
2. INSTALLATION SHALL COMPLY WITH ALL APPLICABLE NATIONAL, STATE, AND LOCAL CODES
3. VISIT OUR ON-LINE CATALOG AT WWW.PANDUIT.COM FOR A CURRENT LIST OF PRODUCTS APPLICABLE FOR USE WITH THIS PRODUCT
4. FOR FULL PRODUCT FUNCTIONALITY REFER TO USER MANUAL
5. DRAWING VIEWS SHOW THE INPUT CORD IN THE "TOP END FED" CONFIGURATION

IDENTIFICATION

FOR FINISHED GOOD PART NUMBER & DESCRIPTION TABLE SEE SHEET 2 CONFIGURABLE PART NUMBERS: P48D##M - XXYZ



FOUR CHARACTER SUFFIX FOR ALTERNATE PRODUCT CONFIGURATIONS

PLUG/ RECEPTACLE BLOCK

	IEC 60309, 4P 5W, 6H IP67 (WATERTIGHT) 30A, 346-415V MAX RATED INPUT 24A DERATED		IEC 60320/C19 16A, 250V MAX RATED OUTPUT
	IEC 60309, 4P 5W, 6H IP44 (SPI ASHPROOF) 30A, 346-415V MAX RATED INPUT 24A DERATED		IEC 60320/C13 10A, 250V MAX RATED OUTPUT
	NEMA L22-30P, 4P 5W 30A, 277-480V MAX RATED INPUT 24A DERATED		

01A	03/12/2019	WAC	DACU	JAWI	RELEASED TO PRODUCTION	P48D-1
-----	------------	-----	------	------	------------------------	--------

REV	DATE	BY	CHK	APR	DESCRIPTION	ECN

WE ASK THAT YOU CHECK FULLY THE DIMENSIONS, NOTES, AND SIGNTHE CLIENT SIGNATURE BOX. THE JOB WILL NOT PROGRESS WITHOUT SIGNED APPROVAL. PLEASE DO NOT DELAY IN RETURNING PROOF AS IT WILL AFFECT DELIVERY.

TITLE		INTELLIGENT SERIES PDU		SIGNATURE	
ITEM REVISION NAME		P48D##M-XXYZ		DATE	
DATASET FILE NAME		CUSTOMER DRAWING		PRINT	
UNLESS OTHERWISE SPECIFIED, DIMENSIONAL TOLERANCES ARE: mm [IN]		Tolerance (mm)		MATERIAL	
		0<L<50 0.150		DRAWING NUMBER	
		50<L<250 0.250		P48D_1_DC	
		250<L<500 0.375			
		500<L<1000 0.500			
		1000<L<2000 0.625			
THIRD ANGLE PROJECTION		SCALE		SHEET 1 OF 2	
		NTS		SIZE	
				B	

