THIS COPY IS PROVIDED ON A RESTRICTED BASIS AND IS NOT TO BE USED IN ANY WAY DETRIMENTAL TO THE INTERESTS OF PANDUIT CORP.

| PART NUMBER | PANEL THICKNESS | MAX. BUNDLE DIAMETER | DIMENSIONS - IN (mm) | | | | | WEIGHT - g |
|---|---|---|---|---|---|---|---|---|
| | | | A | B | C REF | D REF | E | 100 PIECES |
| SVEA12-2S-* | .028-.118 (.7mm-3mm) | 1.81 (46mm) | .62 (15.7mm) | .55 (14.0mm) | .37 (9.4mm) | 7.4 (188mm) | .48 (12.2mm) | 274 |
| SVEB12-2S-* | | | | | | | | |
| SVSA12-2S-* | | | .48 (12.2mm) | .55 (14.0mm) | .47 (11.9mm) | | N/A | 264 |
| SVSB12-2S-* | | | | | | | | |

NOTES:

1. MATERIAL:
   a. CABLE TIE: WEATHER RESISTANT NYLON 6.6 (-0)
   b. EDGE CLIP (-0)
      i. MOLDED BODY: WEATHER RESISTANT NYLON 6.6
      ii. METAL CLIP: STEEL, ZINC PLATED.
2. PRE-ASSEMBLED WITH A CONTRACTOR GRADE CABLE TIE
   a. 50 LBS (222N) MIN. LOOP TENSILE STRENGTH.
   b. INSIDE SERRATED CABLE TIE
   c. FOR ORIENTATION, SEE IMAGES BELOW.
3. NO INSTALLATION TOOL IS NEEDED TO AFFIX THE EDGE CLIP TO PANEL EDGE.
4. REFER TO WWW.PANDUIT.COM FOR AVAILABLE QUANTITY SUFFIXES.

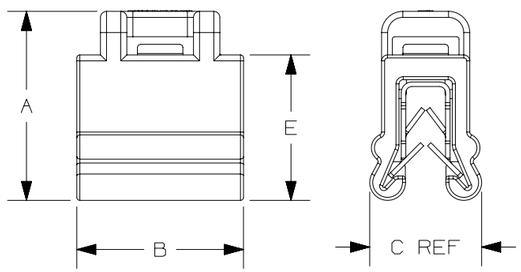


SVE-CONFIGURED

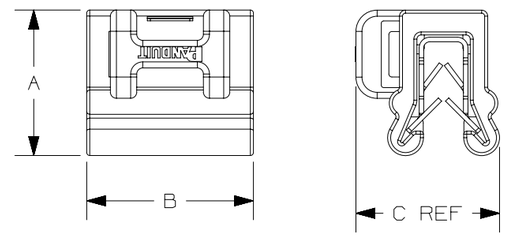


SVS-CONFIGURED



SVEA ORIENTATION

SVEB ORIENTATION



SVSA ORIENTATION

SVSB ORIENTATION

SCALE: 1/2X

| REV | DATE | BY | CHK | APR | DESCRIPTION | ECN |
|---|---|---|---|---|---|---|
| 00 | 02/22/23 | JBN | ALP | MRWA | ADDED: PART NUMBER SUFFIXES IN THE TABLE AND NOTE 4 | 128340/01 |
| 00 | 01/12/23 | JBN | ALP | RMHI | DRAWING RELEASED | 128340/00 |

TITLE
EDGE CLIP WITH CONTRACTOR GRADE
CABLE TIE ASSEMBLY
(SEE PART NUMBERS IN TABLE)
CUSTOMER DRAWING

ITEM REVISION NAME: 01231NAC/01

DATASET FILE NAME: 01231NAC_DC/01A

PANDUIT

UNLESS OTHERWISE SPECIFIED, DIMENSIONAL TOLERANCES ARE: IN [mm]
.X ± .1 [2.54] .XXX ± .005 [.127]
.XX ± .01 [.25] ANGLES ± 5 °
THIRD ANGLE PROJECTION

MATERIAL: SEE NOTES

DRAWING NUMBER: 01231NAC-DC

| DRAWN BY | DATE | CHK | SCALE | | SIZE |
|---|---|---|---|---|---|
| JBN | 01/12/23 | ALP | 2X, 1/2 | SHT 1 OF 1 | B |

D10100DB/17