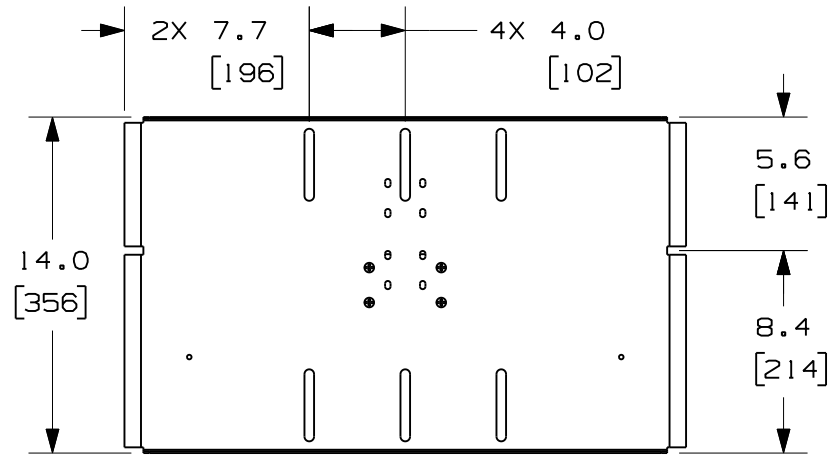


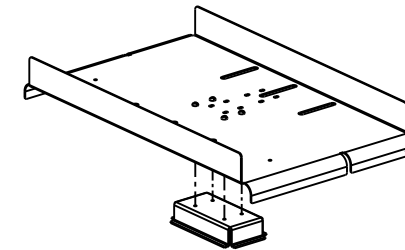
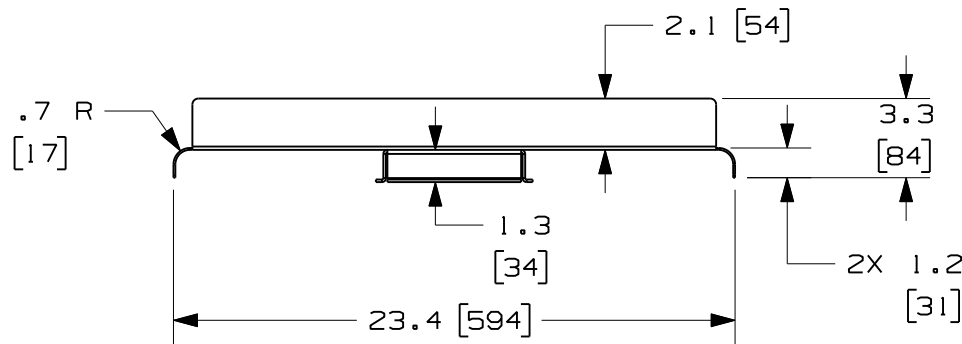
THIS COPY IS PROVIDED ON A RESTRICTED BASIS AND IS NOT TO BE USED IN ANY WAY DETRIMENTAL TO THE INTERESTS OF PANDUIT CORP.



PANDUIT PART NO.	WEIGHT
R2PPRVWF	10.8 LBS/EACH 4.9 Kg/EACH

NOTES:

- VISIT OUR ON-LINE CATALOG AT WWW.PANDUIT.COM FOR A LIST OF CURRENT PARTS APPLICABLE FOR USE WITH THIS PRODUCT.
- DIMENSIONS IN PARENTHESIS ARE METRIC.
- COMPONENTS:
1- WATERFALL
1- MOUNTING BRACKETS
1 PACK OF (4) #12-24 SCREWS



MODEL FILENAME		V10179RH/00.PRT	
CAD FILENAME/LAYERS		V10179RH_DC/00A.PRT	
<h1>PANDUIT</h1> CORP. TINLEY PARK, ILLINOIS			
WATERFALL FOR STANDARD RACKS AND PRV MANAGERS (R2PPRVWF) CUSTOMER DRAWING			
UNLESS OTHERWISE SPECIFIED, DIMENSIONAL TOLERANCES ARE:		UNLESS OTHERWISE SPECIFIED, ALL DIMENSIONS ARE GIVEN IN INCHES, THIRD ANGLE PROJECTION.	
DRAWN BY	BAME	MAT'L:	NONE
DATE	6-15-11	SEE NOTES	DRAWING NO.
CHK'D			V10179RH-DC
			DWG SIZE
			A
			SIZE

REV	DATE	BY	CHK	DESCRIPTION	ECN	R	CUST	SUP	OTH
OOA	6-15-11	BAME		DRAWING RELEASED	V10179RH-DC				