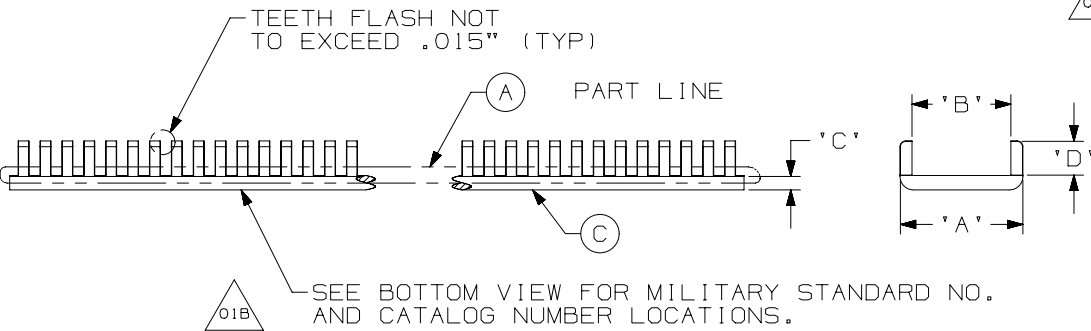
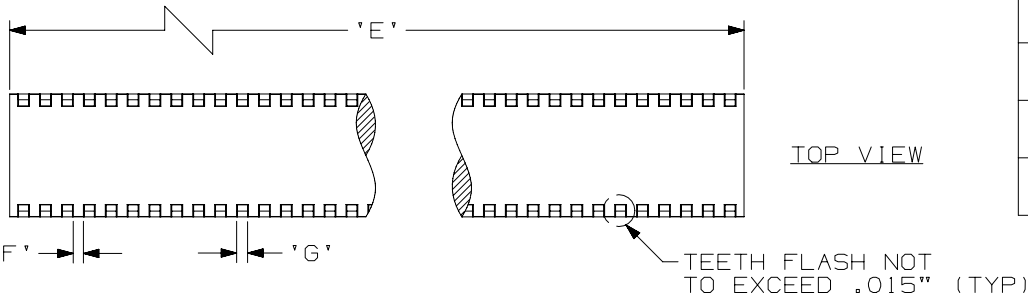
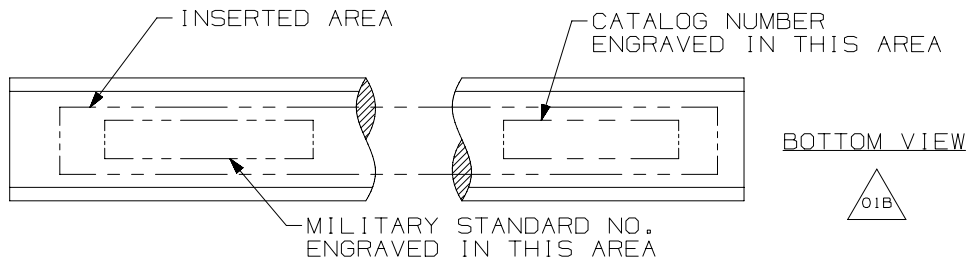


THIS COPY IS PROVIDED ON A RESTRICTED BASIS AND IS NOT TO BE USED IN ANY WAY DETRIMENTAL TO THE INTERESTS OF PANDUIT CORP.



PANDUIT PART NO.	MILITARY STANDARD	DIMENSIONS						
		'A'	'B'	'C'	'D'	'E'	'F'	'G'
(R)GE52	MS21266-1N	.145 .165	.051 .071					
(R)GE85	MS21266-2N	.170 .190	.085 .105	.050 .070	.095 .120			
(R)GE128	MS21266-3N	.215 .235	.126 .146					
(R)GE192	MS21266-4N	.320 .340	.190 .210	.065 .085	.155 .180	12.620 12.750 (M-266)	.057 .072	.057 .072
(R)GE255	MS21266-5N	.380 .400	.255 .275		.165 .190			
(R)GE318	MS21266-6N	.440 .460	.315 .335					
(R)GE380	MS21266-7N	.510 .530	.385 .405	.070 .090	.175 .200			
(R)GE510	MS21266-8N	.635 .655	.510 .530					

NOTES:

- VISUALLY INSPECT PARTS, ESPECIALLY WHERE NOTED, FOR:
 - (A) MAXIMUM ALLOWABLE FLASH OR PARTING LINE MISMATCH 0.010".
 - (B) NO SHORT SHOT ALLOWED.
 - (C) WARPAGE.
- VERIFY THAT MILITARY STANDARD NO. AND CAT. NO. ARE MOLDED IN PARTS. (SEE BOTTOM VIEW).
- PARTS TO BE MOISTURE TREATED 2-2.5% BY WEIGHT H₂O.
- PARTS MUST BE CONSISTENT COLOR PER CARTON.

PRODUCT SPEC	WA-084	PACKAGING SPEC	N/A
PART NUMBER	GE	WORK INSTRUCTION	N/A
INSPECTION INSTRUCTION NUMBER	N/A	FMEA & CONTROL PLAN NUMBER	N/A

TITLE

RGE
GROMMET EDGING
INSPECTION DRAWING

ITEM REVISION NAME

G03597CH/01

DATASET FILE NAME

G03597CH_DI_GI0145CK_13/01B

UNLESS OTHERWISE SPECIFIED, DIMENSIONAL TOLERANCES ARE: IN [mm]

.x ± .1 [2.54] .xxx ± .005 [.127]

.xx ± .01 [.25] ANGLES ± 5 °

THIRD ANGLE PROJECTION

PANDUIT

MATERIAL:

DUPONT
ZYTEL 101

DRAWING NUMBER:

GI0145CK

REV	DATE	BY	CHK	APR	DESCRIPTION	ECN
01B	6/23/2020	RVU	JHAC	JHAC	UPDATED NOTE 1 CIRCLE A TO READ MAXIMUM ALLOWABLE FLASH OR PARTING LINE MISMATCH 0.010". REPLACED NOTE 2 AND UPDATED NOTE 3. UPDATED TEMPLATE DRAWING.	GAECN05703
00B	7/8/08	TMSA			REVISED TO TEAMCENTER REVISION LEVEL 00B. ADDED DIMENSIONS 'E', 'F', & 'G'.	GI0145CK

DRAWN BY	DATE	CHK	SCALE	SHT 1 OF 1	SIZE
JRL	2/5/93	JHAC	NONE		A

D10100DA/20