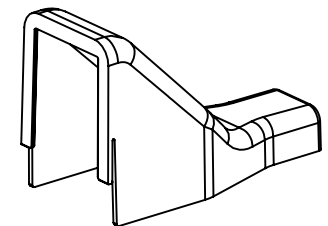
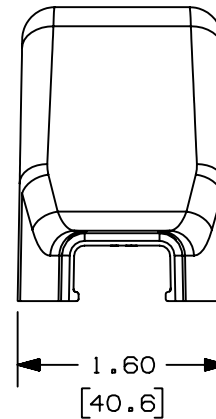
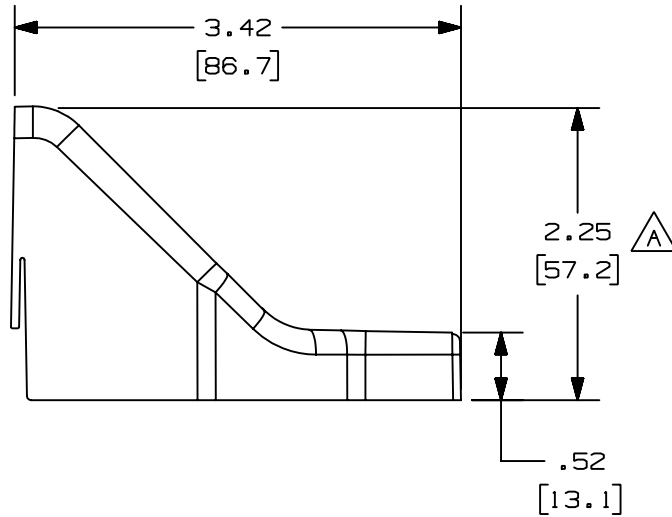


THIS COPY IS PROVIDED ON A RESTRICTED BASIS AND IS NOT TO BE USED IN ANY WAY DETRIMENTAL TO THE INTERESTS OF PANDUIT CORP.

PANDUIT P/N	WEIGHT
DCF3	.037 lbs (16.78 g)



- NOTES:
- SEE CURRENT CATALOG FOR ADDITIONAL PART SUFFIXES TO INDICATE COLOR AND OR PACKAGE QUANTITY.
 - THE DCF5 FITTING IS USED WITH LD3 AND LDP3 RACEWAYS.
 - DIMENSIONS IN PARENTHESIS ARE IN METRIC.



CAD FILENAME/LAYERS D36725CC_DC_DCF3_00E.PRT

REV	DATE	BY	CHK	DESCRIPTION	ECN	R	CUST	SUP
4	01-20-05	JBN	RMHI	D. REVISED WEIGHT OF THE PART	36725-10	RGRO	RGRO	
3	03-08-04	JHEP	RGRO	C. REMOVED CD3 FROM NOTE 2	36725-10	RGRO	RGRO	
2	07-02-02	JHNUR	RMHI	B. REVISED MATERIAL IN DRAWING TITLE BLOCK.	36725-10	RGRO	RGRO	
1	06-18-99	DW	HIW	A. CORRECTED DIMENSION WAS 2.25(57.0).	36725-10	HIW	HIW	
R	05-25-99	DW	HIW	RELEASED TO PRODUCTION	36725-10	HIW	HIW	

PANDUIT CORP. TINLEY PARK, ILLINOIS	
LD3 DROP CEILING FITTING (DCF3) CUSTOMER DRAWING	
UNLESS OTHERWISE SPECIFIED, DIMENSIONAL TOLERANCES ARE: (.X) ± (.XXX) ± (.XX) ± .03 (.8) ANGLES ±	UNLESS OTHERWISE SPECIFIED, ALL DIMENSIONS ARE GIVEN IN INCHES, THIRD ANGLE PROJECTION.
DRAWN BY DW	MAT'L: ABS
DATE 05-21-99	SCALE NONE
CHK'D HIW	DRAWING NO. 36725-10
	DWG SIZE A