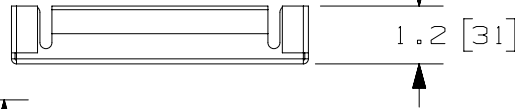
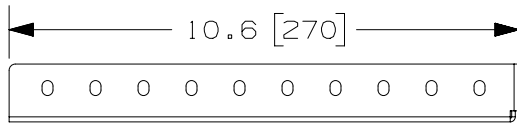
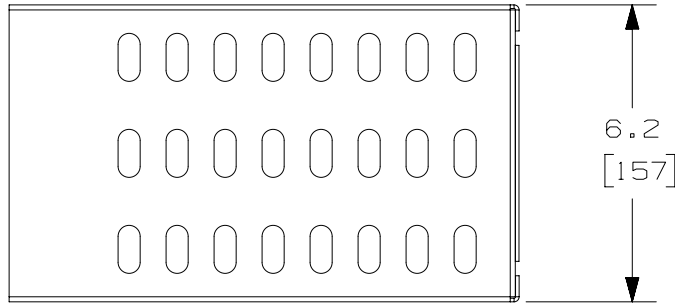


THIS COPY IS PROVIDED ON A RESTRICTED BASIS AND IS NOT TO BE USED IN ANY WAY DETRIMENTAL TO THE INTERESTS OF PANDUIT CORP.



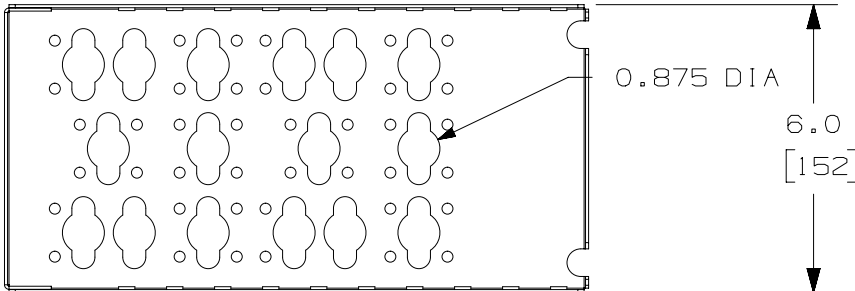
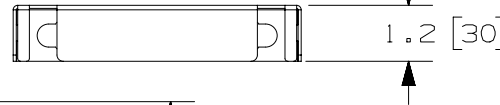
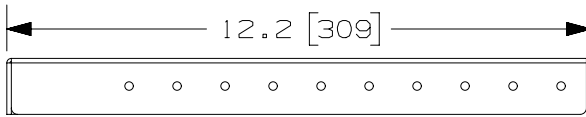
PANDUIT PART NO.	WEIGHT
R2PPDUB	6.2 LBS. [3 Kg]



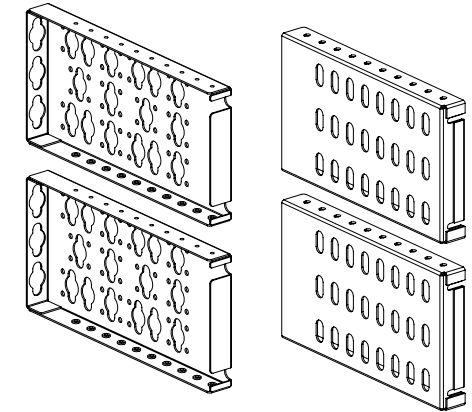
POU MOUNTING BRACKET

NOTES:

- VISIT OUR ON-LINE CATALOG AT WWW.PANDUIT.COM FOR A LIST OF CURRENT PARTS APPLICABLE FOR USE WITH THIS PRODUCT.
- DIMENSIONS IN PARENTHESES ARE METRIC (mm).
- OVERALL ASSEMBLED MINIMUM LENGTH = 12.4 [315]
OVERALL ASSEMBLED MAXIMUM LENGTH = 20.4 [518]
LENGTH IS ADJUSTABLE IN 1" INCREMENTS
- PARTS SUPPLIED:
2- POU MOUNTING BRACKET
2- POU MOUNTING BRACKET EXTENSION
3- #12-24 X .500" HEX HEAD BONDING SCREW (PACK OF 4)
1- INSTRUCTION SHEET



POU MOUNTING BRACKET EXTENSION



MODEL FILENAME	V10626HQ/02.PRT
CAD FILENAME/LAYERS	V10626HQ_DC/02A.PRT

PANDUIT CORP. TINLEY PARK, ILLINOIS

R2PPDUB - POU BRACKET FOR 2 POST RACKS
CUSTOMER DRAWING

UNLESS OTHERWISE SPECIFIED, DIMENSIONAL TOLERANCES ARE:		UNLESS OTHERWISE SPECIFIED,	
INCHES	[METRIC - MILLIMETER]	ALL DIMENSIONS ARE GIVEN	
X.X +/- 0.03	X. +/- 0.8	IN INCHES, THIRD ANGLE PROJECTION.	
X.XX +/- 0.018	X.X +/- 0.46		
X.XXX +/- 0.007	X.XX +/- 0.18		

REV	DATE	BY	CHK	DESCRIPTION	ECN	R	CUST	SUP	OTH
O2A	12-3-18	BAME	KRKE	ADDED DIMENSION	V10626HQ-DC		JEFK		
O0A	4-28-11	PM		RELEASED TO PRODUCTION	V10626HQ-DC				

DRAWN BY	PM	MAT'L:	N/A	SCALE	NONE
DATE	4-28-11			DRAWING NO.	V10626HQ-DC
CHK'D	DPN			DWG	A
				SIZE	A