

THIS COPY IS PROVIDED ON A RESTRICTED BASIS AND IS NOT TO BE USED IN ANY WAY DETRIMENTAL TO THE INTERESTS OF PANDUIT CORP.

PANDUIT P/N	WEIGHT
P48D##M-XXYZ	SEE SHEET 2

SPECIFICATION:

- | | |
|------------------------|-----------------------------------|
| 1. STANDARD UNIT TYPE: | MONITORED INPUT |
| ORIENTATION: | VERTICAL, 0U FULL, WIDE |
| OUTLET QTY & TYPE: | SEE SHEET 2 FOR CONFIGURATIONS |
| INPUT VOLTAGE: | 200-240/346-415VAC |
| INPUT CURRENT: | 30A (24A DERATED) |
| BREAKER QTY & TYPE: | (6) 20A, SINGLE POLE |
| INPUT PHASE: | THREE-PHASE WYE |
| RATED POWER: | 17.3 kVA |
| INPUT PLUG: | SEE SHEET 2 FOR CONFIGURATIONS |
| INPUT POWER CORD: | SEE SHEET 2 FOR PART NUMBER TABLE |

REGULATORY STANDARD: RoHS COMPLIANT

2. ADDITIONAL:
CIRCUIT BREAKERS RATED AT 10KAIC

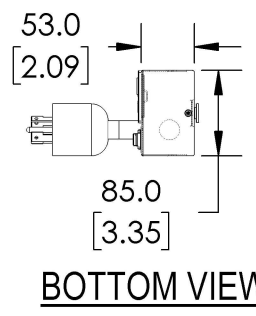
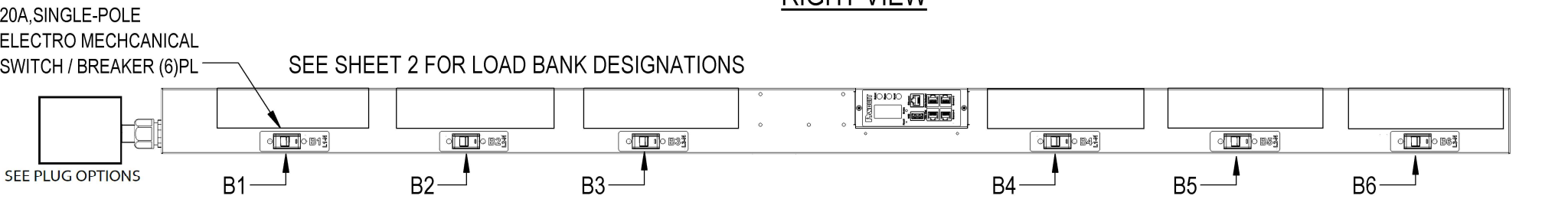
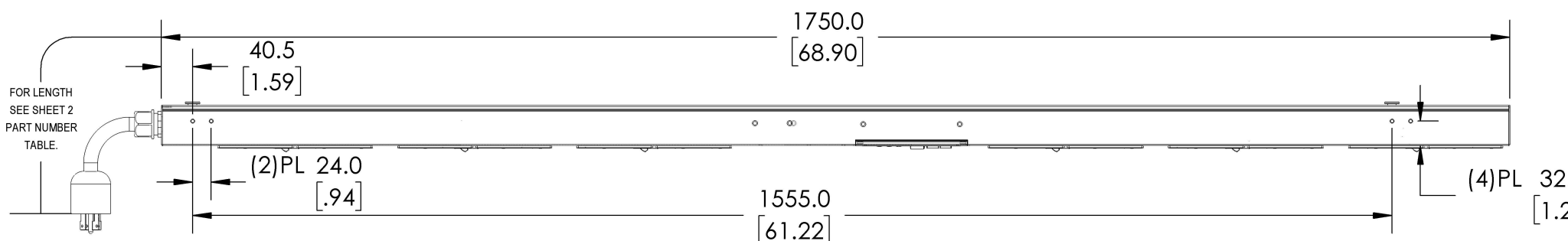
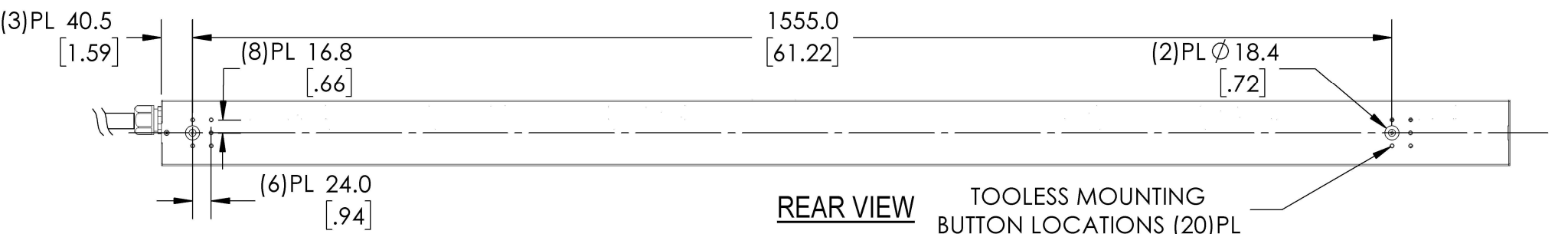
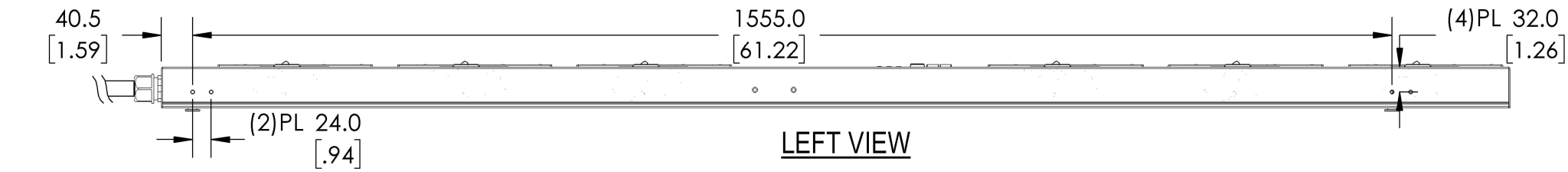
3. ACCESSORIES:
(1) QUICK-START GUIDE

NOTES:

- PRIMARY DIMENSIONS ARE IN MILLIMETERS. SECONDARY DIMENSIONS ARE IN [INCHES]
- INSTALLATION SHALL COMPLY WITH ALL APPLICABLE NATIONAL, STATE, AND LOCAL CODES
- VISIT OUR ON-LINE CATALOG AT WWW.PANDUIT.COM FOR A CURRENT LIST OF PRODUCTS APPLICABLE FOR USE WITH THIS PRODUCT
- FOR FULL PRODUCT FUNCTIONALITY REFER TO USER MANUAL
- DRAWING VIEWS SHOW THE INPUT CORD IN THE "TOP END FED" CONFIGURATION

IDENTIFICATION

FOR FINISHED GOOD PART NUMBER & DESCRIPTION TABLE SEE SHEET 2 CONFIGURABLE PART NUMBERS: **P48D##M - XXYZ**



XX: FINISHED GOOD COLOR BL = BLACK YL = YELLOW RD = RED BU = BLUE WH = WHITE GN = GREEN	Y: INPUT FEED TYPE 1 = TOP-END FED 2 = BOTTOM-END FED	Z: INPUT CORD LENGTH A = 1 METER B = 2 METER C = 3 METER
--	---	---

FOUR CHARACTER SUFFIX FOR ALTERNATE PRODUCT CONFIGURATIONS

PLUG/ RECEPTACLE BLOCK

	IEC 60309, 4P 5W, 6H IP67 (WATERTIGHT) 30A, 346-415V MAX RATED INPUT 24A DERATED
	IEC 60309, 4P 5W, 6H IP44 (SPLASHPROOF) 30A, 346-415V MAX RATED INPUT 24A DERATED
	NEMA L22-30P, 4P 5W 30A, 277-480V MAX RATED INPUT 24A DERATED
	IEC 60320/C13 10A, 250V MAX RATED OUTPUT

WE ASK THAT YOU CHECK FULLY THE DIMENSIONS, NOTES, AND SIGN THE CLIENT SIGNATURE BOX. THE JOB WILL NOT PROGRESS WITHOUT SIGNED APPROVAL. PLEASE DO NOT DELAY IN RETURNING PROOF AS IT WILL AFFECT DELIVERY.

SIGN	
DATE	
PRINT	

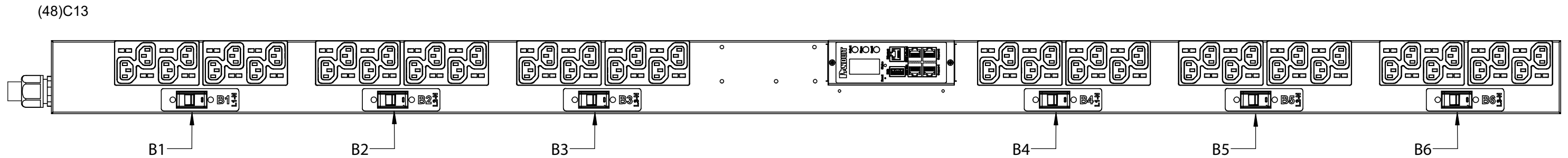
TITLE		INTELLIGENT SERIES PDU	
		P48D##M-XXYZ	
		CUSTOMER DRAWING	
ITEM REVISION NAME			
DATASET FILE NAME			
UNLESS OTHERWISE SPECIFIED, DIMENSIONAL TOLERANCES ARE: mm [IN]		MATERIAL:	
Tolerance (mm)		DRAWING NUMBER:	
c<L≤50 ±0.5		P48D-2_DC	
50<L≤250 ±1.0			
250<L≤500 ±1.5			
500<L≤1000 ±2.5			
1000<L≤2000 ±4.0			
THIRD ANGLE PROJECTION		BY: WAC DATE: 03/08/2019 CHK: - SCALE: NTS	
01A 03/08/2019 WAC DACU JAWI RELEASED TO PRODUCTION P42D-2		SHEET 1 OF 2	
REV DATE BY CHK APR DESCRIPTION ECN		SIZE B	

01A	03/08/2019	WAC	DACU	JAWI	RELEASED TO PRODUCTION	P42D-2
REV	DATE	BY	CHK	APR	DESCRIPTION	ECN

D1010005/17

THIS COPY IS PROVIDED ON A RESTRICTED BASIS AND IS NOT TO BE USED IN ANY WAY DETRIMENTAL TO THE INTERESTS OF PANDUIT CORP.

FINISHED GOOD PART NUMBER	FINISHED GOOD DESCRIPTION	INPUT PLUG CONFIGURATION	RECEPTACLE CONFIGURATION	COLOR	INPUT CORD LENGTH	WEIGHT
P48D03M	VERTICAL, (48)C13, MONITORED INPUT, 200-240/346-415V/30A/3 PHASE WYE, TOP-END FED, 3 METER INPUT CORD, BLACK	L22-30P 30A 4P, 5W	(48)C13	BLACK (RAL 9005)	3M(+254MM/-127MM) 10' [+10"/-5"]	9.2KG
P48D04M	VERTICAL, (48)C13, MONITORED INPUT, 200-240/346-415V/30A/3 PHASE WYE, TOP-END FED, 3 METER INPUT CORD, BLACK	IEC60309 30A 4P, 5W, IP67 (WATERTIGHT)	(48)C13	BLACK (RAL 9005)	3M(+254MM/-127MM) 10' [+10"/-5"]	9.2KG
P48D08M	VERTICAL, (48)C13, MONITORED INPUT, 200-240/346-415V/30A/3 PHASE WYE, TOP-END FED, 3 METER INPUT CORD, BLACK	IEC60309 30A 4P, 5W, IP44 (SPASHPROOF)	(48)C13	BLACK (RAL 9005)	3M(+254MM/-127MM) 10' [+10"/-5"]	9.2KG



WE ASK THAT YOU CHECK FULLY THE DIMENSIONS, NOTES, AND SIGNATURE BOX. THE JOB WILL NOT PROGRESS WITHOUT SIGNED APPROVAL. PLEASE DO NOT DELAY IN RETURNING PROOF AS IT WILL AFFECT DELIVERY.

SIGN _____
DATE _____
PRINT _____

REV	DATE	BY	CHK	APR	DESCRIPTION	ECN
01A	03/08/2019	WAC	DACU	JAWI	RELEASED TO PRODUCTION	P24D-2

TITLE
**INTELLIGENT SERIES PDU
P48D##M-XXYZ**

CUSTOMER DRAWING

ITEM REVISION NAME

DATASET FILE NAME

UNLESS OTHERWISE SPECIFIED, DIMENSIONAL TOLERANCES ARE: mm [IN]

Tolerance (mm)
0<L<50 ±0.5
50<L<250 ±1.0
250<L<500 ±1.5
500<L<1000 ±2.5
1000<L<2000 ±4.0

THIRD ANGLE PROJECTION

MATERIAL:

DRAWING NUMBER: **P48D-2_DC**

BY: WAC DATE: 03/08/2019 CHK: - SCALE: NTS SHEET 2 OF 2 SIZE: B

01010008/17