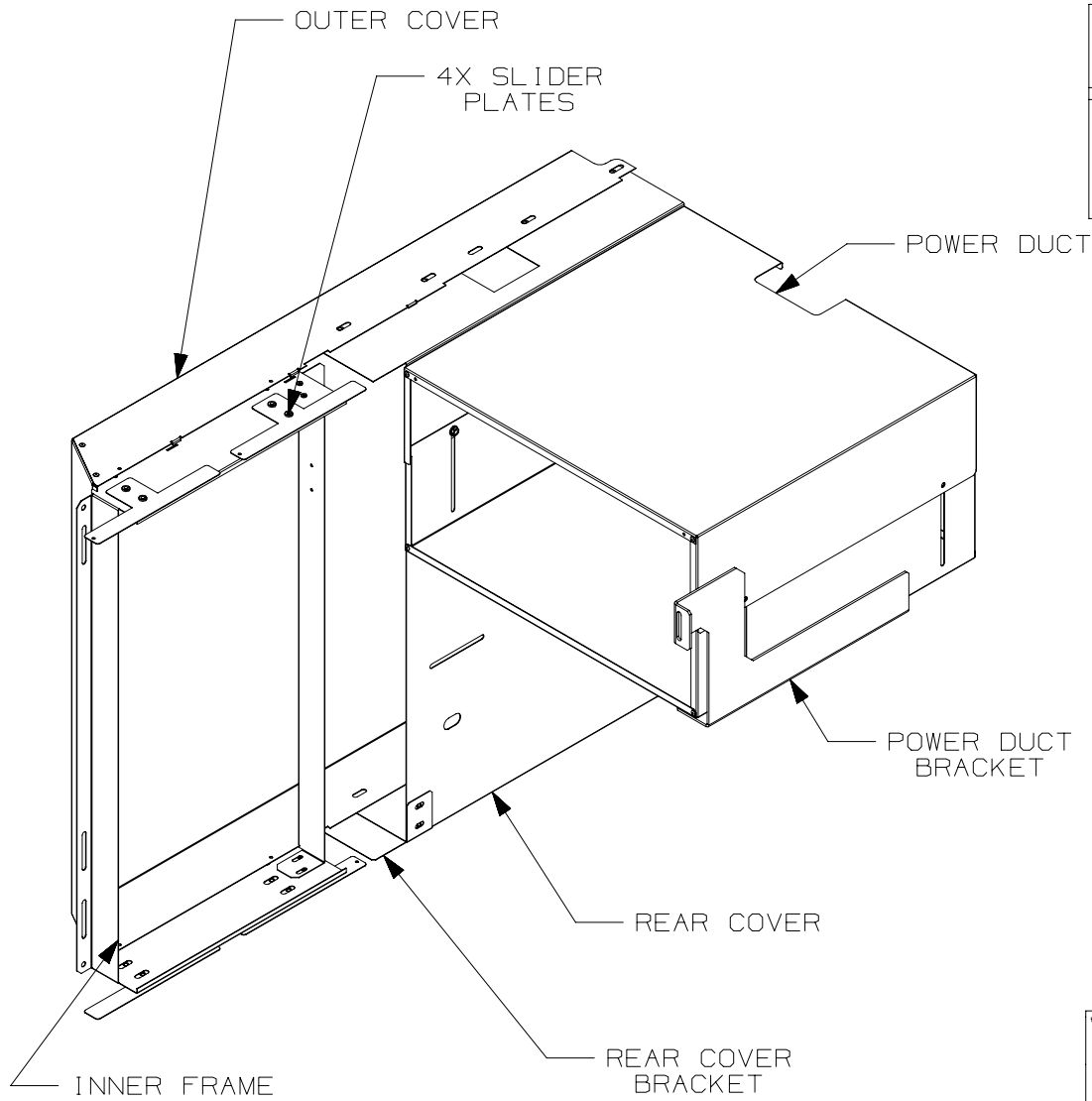


THIS COPY IS PROVIDED ON A RESTRICTED BASIS AND IS NOT TO BE USED IN ANY WAY DETRIMENTAL TO THE INTERESTS OF PANDUIT CORP.



PANDUIT PART NO.	WEIGHT
DERLCC6509A	11.90 Kg/EA 26.24 LBS/EA

NOTES:

- VISIT OUR ONLINE CATALOG AT [WWW.PANDUIT.COM](http://WWW.PANDUIT.COM) FOR A LIST OF CURRENT PARTS APPLICABLE FOR USE WITH THIS PRODUCT.
- PRIMARY DIMENSIONS ARE METRIC (mm). DIMENSIONS IN PARENTHESES ARE IN INCHES (IN).
- HIDDEN LINES REPRESENT SWITCH
- PARTS SUPPLIED:
  - 1 - INNER FRAME
  - 1 - OUTER COVER
  - 4 - SLIDER PLATES
  - 1 - HORIZONTAL STIFFENER
  - 1 - REAR COVER
  - 1 - REAR COVER BRACKET
  - 1 - CORNER BRACKET
  - 1 - POWER DUCT
  - 1 - POWER DUCT BRACKET
  - 1 - HARDWARE KIT
- INSTALLATION NOTE: FRONT TO BACK EQUIPMENT RAILS NEED TO BE 412.75 mm [ 16.25" ] APART.
- FOR USE WITH 1070mm DEEP N-STYLE CABINETS.

**PANDUIT N-TYPE EXHAUST DUCT FOR THE CISCO 6509 (DERLCC6509A)**

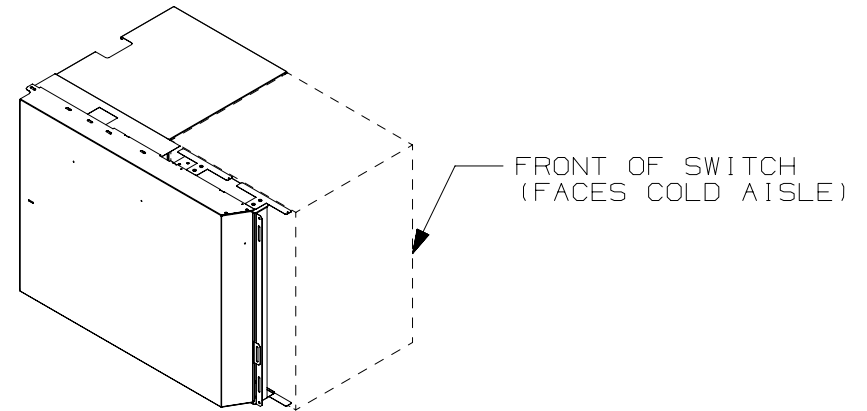
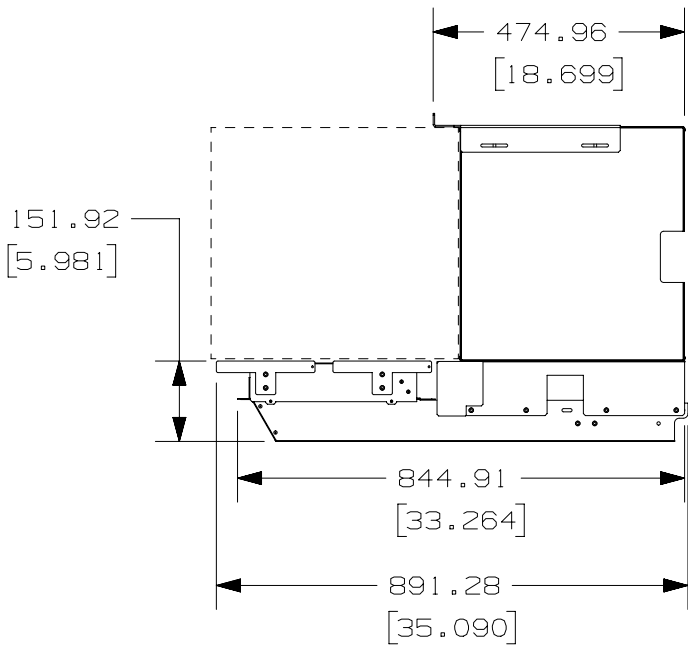
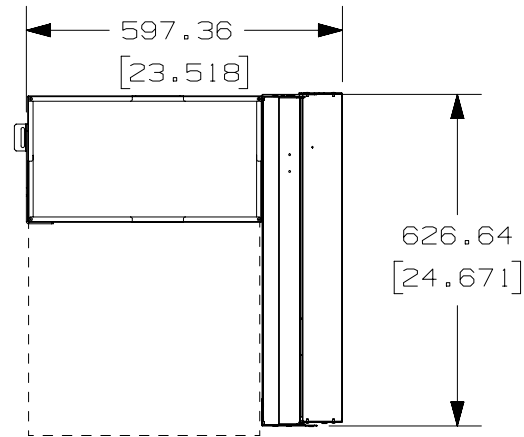
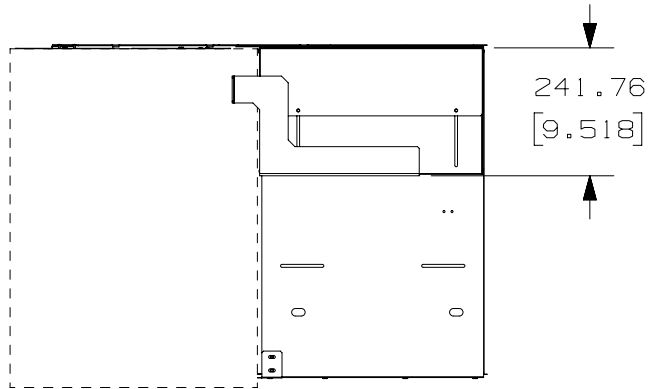
CUSTOMER DRAWING

ITEM REVISION NAME 12V295EA/03		<b>PANDUIT</b>
DATASET FILE NAME 12V295EA_DC/03C		
MATERIAL: N/A		DRAWING NUMBER: 12V295EA
DRAWN BY PJST	DATE 10/04/12	CHK LDR
SCALE N/A	SHT 1 OF 4	
REV		SIZE A

REV	DATE	BY	CHK	APR	DESCRIPTION	ECN
03C	4/22/14	MDCA	MSH		ADDED NOTE 6	V09000TL
03B	07/29/13	PJST	LDR		RELEASED TO PRODUCTION	12V295EA

D10100DA/12

THIS COPY IS PROVIDED ON A RESTRICTED BASIS AND IS NOT TO BE USED IN ANY WAY DETRIMENTAL TO THE INTERESTS OF PANDUIT CORP.



TITLE		PANDUIT N-TYPE EXHAUST DUCT FOR THE CISCO 6509 (DERLCC6509A)		
		CUSTOMER DRAWING		
ITEM REVISION NAME		12V295EA/03		
DATASET FILE NAME		12V295EA_DC/03C		
		MATERIAL:		
		N/A		
		DRAWING NUMBER:		
		12V295EA		
DRAWN BY	DATE	CHK	SCALE	SIZE
PJST	10/04/12	LDR	N/A	A
SHT 2 OF 4				

REV	DATE	BY	CHK	APR	DESCRIPTION	ECN
03C	4/22/14	MDCA	MSH		SEE SHEET 1 OF 4 FOR REVISIONS	V09000TL
03B	07/29/13	PJST	LDR		RELEASED TO PRODUCTION	12V295EA

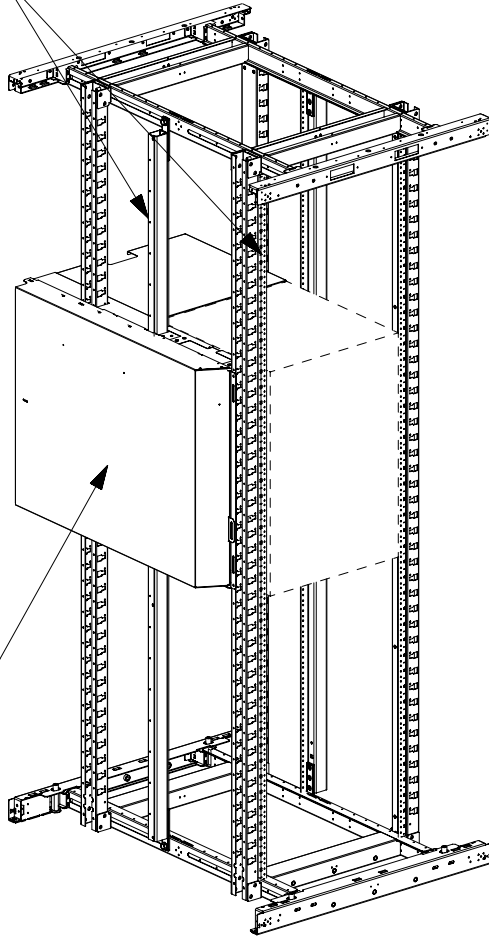
D10100DA/12

2

1

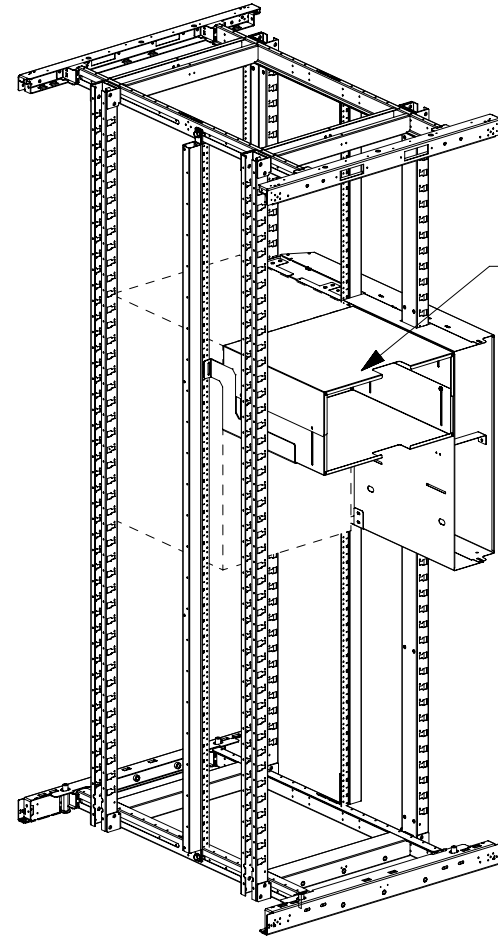
THIS COPY IS PROVIDED ON A RESTRICTED BASIS AND IS NOT TO BE USED IN ANY WAY DETRIMENTAL TO THE INTERESTS OF PANDUIT CORP.

EQUIPMENT RAILS  
SHOULD BE 412.75 mm  
[ 16.25" ] APART



OUTER COVER

FRONT OF CABINET  
(FACES COLD AISLE)



POWER DUCT

REAR OF CABINET  
(FACES HOT AISLE)

NOTE:  
FOR CABINETS ON CASTERS UNIT CAN NOT BE  
INSTALLED IN RU'S 1-3.

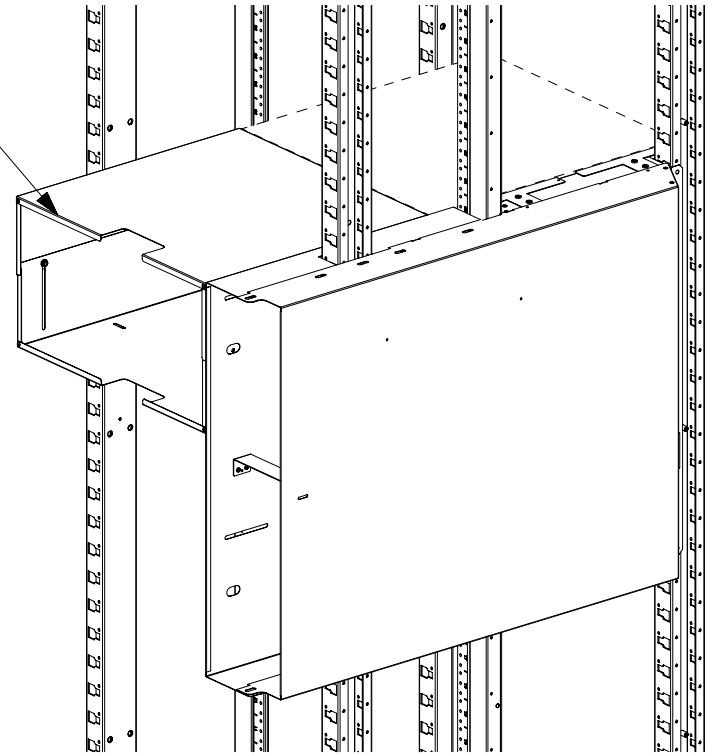
TITLE		PANDUIT N-TYPE EXHAUST DUCT FOR THE CISCO 6509 (DERLCC6509A)	
ITEM REVISION NAME		CUSTOMER DRAWING	
DATASET FILE NAME		12V295EA	
12V295EA_DC/03C		<b>PANDUIT</b>	
MATERIAL:		N/A	
DRAWING NUMBER:		12V295EA	
DRAWN BY	DATE	CHK	SCALE
PJST	10/04/12	LDR	N/A
SHT 3 OF 4		A	

REV	DATE	BY	CHK	APR	DESCRIPTION	ECN
03C	4/22/14	MDCA	MSH		SEE SHEET 1 OF 4 FOR REVISIONS	V09000TL
03B	07/29/13	PJST	LDR		RELEASED TO PRODUCTION	12V295EA

D10100DA/12

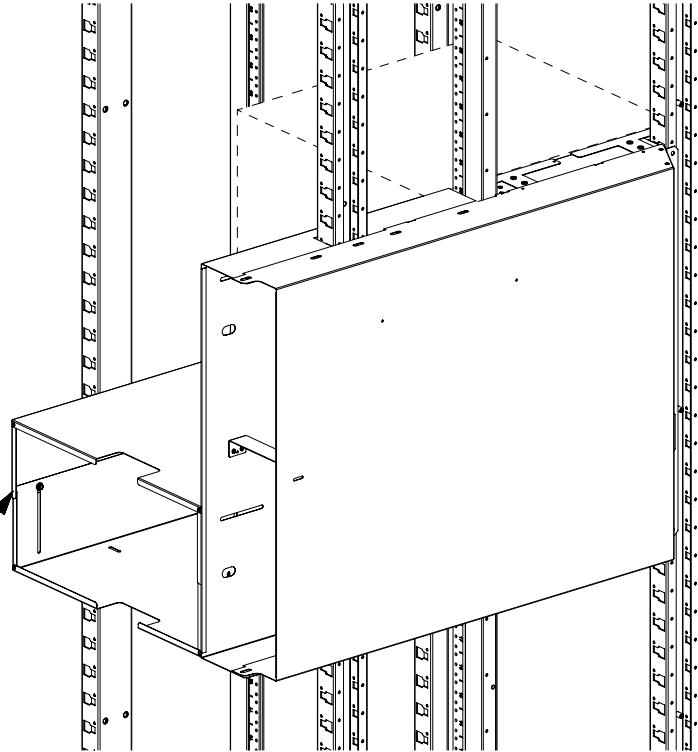
THIS COPY IS PROVIDED ON A RESTRICTED BASIS AND IS NOT TO BE USED IN ANY WAY DETRIMENTAL TO THE INTERESTS OF PANDUIT CORP.

POWER DUCTING MOUNTED  
AT TOP OF SWITCH



POWER DUCTING CONFIGURATION  
FOR  
CISCO 6509 SWITCH

POWER DUCTING MOUNTED  
AT BOTTOM OF SWITCH



POWER DUCTING CONFIGURATION  
FOR  
CISCO 6509-E SWITCH

TITLE										PANDUIT N-TYPE EXHAUST DUCT FOR THE CISCO 6509 (DERLCC6509A)		CUSTOMER DRAWING	
ITEM REVISION NAME										12V295EA/03		<b>PANDUIT</b>	
DATASET FILE NAME										12V295EA_DC/03C			
MATERIAL:										N/A		DRAWING NUMBER:	
												12V295EA	
REV	DATE	BY	CHK	APR	DESCRIPTION	ECN	DRAWN BY	DATE	CHK	SCALE	SHT 4 OF 4	SIZE	
03C	4/22/14	MDCA	MSH		SEE SHEET 1 OF 4 FOR REVISIONS	V09000TL	PJST	10/04/12	LDR	N/A		A	
03B	07/29/13	PJST	LDR		RELEASED TO PRODUCTION	12V295EA							

D10100DA/12