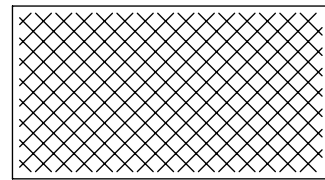


NOTES:

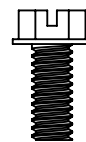
1. RACK GROUNDING EQUIPMENT JUMPER KIT  
PART NUMBER: RGEJ1036PFY, RGEJ1096PF
2. ALL COMPONENTS THAT MAKE UP THIS KIT  
ARE RoHS COMPLIANT.
3. DIMENSIONS IN BRACKETS ARE MILLIMETERS.



CLEANING PAD (QTY. 1)



5cc TUBE ANTI-OXIDANT PASTE (QTY. 1)



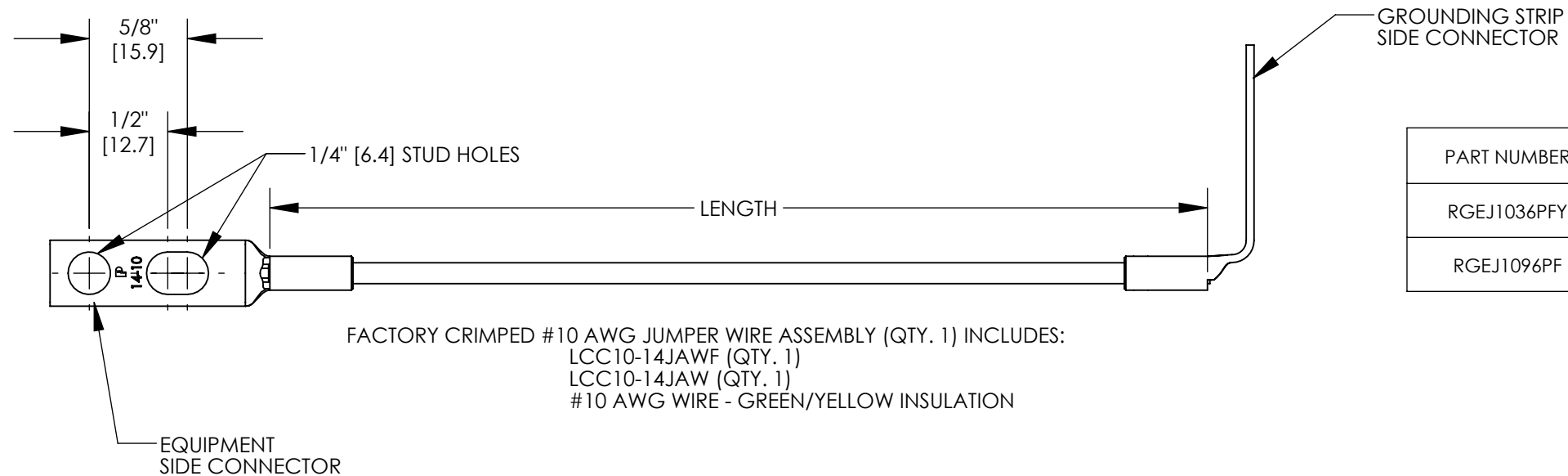
#12-24, M6, #10-32, & M5  
SLOTTED HEX-HEAD ZINC PLATED  
THREAD-FORMING SCREW (QTY. 2 OF EACH)



LISTED  
GROUNDING AND BONDING EQUIPMENT



CERTIFIED



PART NUMBER	LENGTH IN [mm]
RGEJ1036PFY	36.0 ± 1.0 [914 ± 25]
RGEJ1096PF	96.0 ± 1.0 [2438 ± 25]

FACTORY CRIMPED #10 AWG JUMPER WIRE ASSEMBLY (QTY. 1) INCLUDES:  
LCC10-14JAWF (QTY. 1)  
LCC10-14JAW (QTY. 1)  
#10 AWG WIRE - GREEN/YELLOW INSULATION

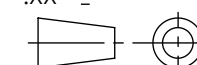
REV	DATE	BY	CHK	APR	DESCRIPTION	ECN
04	8/21	JHNU	JHNU	JADE	REMOVED 6mm FROM WIRE DESCRIPTION REVISED TITLE BLOCK	104433
03	12/12	JHNU	JHNU	RGB	ADDED RGEJ1096PF	N41645BB- C41645
02	9/06	JHNU	CSH	CSH	REVISED NOTE 3: ADDED PACKAGE AND CARTON WEIGHT	PC00542
01	3/06	JHNU	CSH	CSH	REMOVED CE SYMBOL FROM DRAWING	PC00362
00	2/06	JHNU	CSH	CSH	DRAWING RELEASED	PC00325

TITLE EQUIPMENT JUMPER (RGEJ1036PFY, RGEJ1096PF) CUSTOMER DRAWING						
ITEM REVISION NAME	N41645BB/04			104433		
DATASET FILE NAME	C41645_04.SLDDRW			N41645BB- C41645		
UNLESS OTHERWISE SPECIFIED, DIMENSIONAL TOLERANCES ARE: IN [mm]						
.X ±		.XXX ±		ANGLES ±		
.XX ±						
THIRD ANGLE PROJECTION				DRAWING NUMBER C41645		
DRAWN BY	DATE	CHK	SCALE	SHEET 1 OF 1		
JHNU	2/06	CSH	N/A	SIZE B		



MATERIAL  
N/A



THIRD ANGLE  
PROJECTION