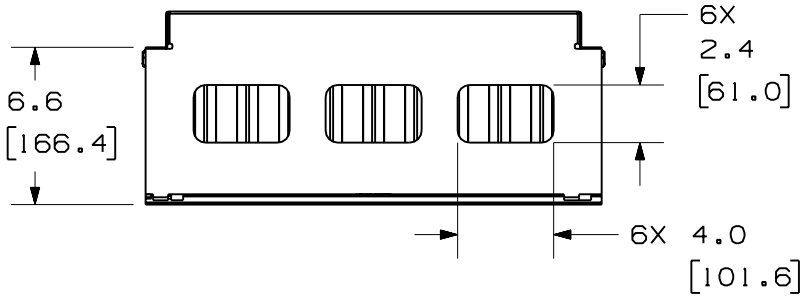


THIS COPY IS PROVIDED ON A RESTRICTED BASIS AND IS NOT TO BE USED IN ANY WAY DETRIMENTAL TO THE INTERESTS OF PANDUIT CORP.

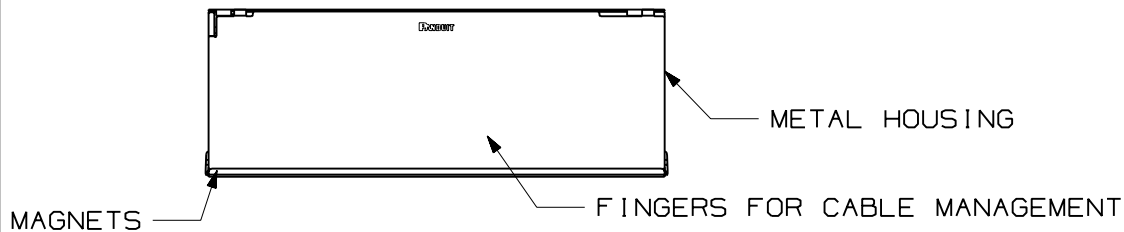
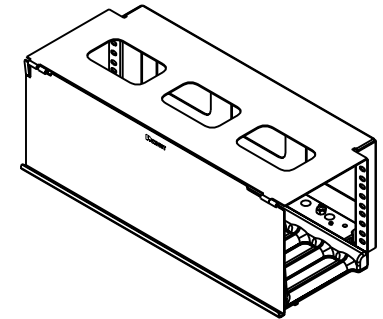
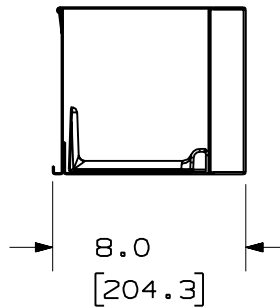
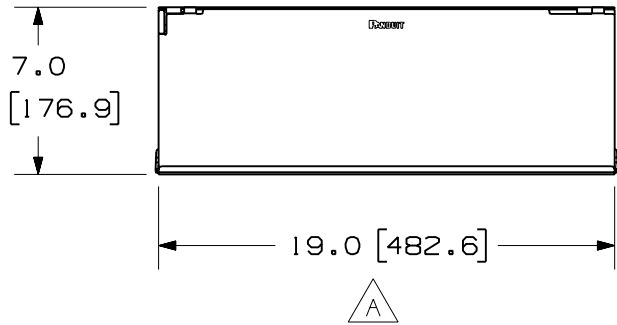


NOTES:

- IDENTIFICATION: ACTIVE EQUIPMENT CABLE MANAGER  

PANDUIT P/N	WEIGHT
NCMHAEF4	10.6 LBS/EACH 4808 g/EACH
- CAN BE MOUNTED TO ANY 19" EIA STANDARD RACK.
- COMPONENTS:  
 (4) 12-24 SCREWS.  
 (4) M6 METRIC SCREWS
- DIMENSIONS IN PARENTHESIS ARE METRIC.

PANDUIT P/N	WEIGHT
NCMHAEF4	10.6 LBS/EACH 4808 g/EACH



SHOWN WITH DOOR REMOVED

MODEL FILENAME V10024AA\_HORIZONTAL\_02.PRT

CAD FILENAME/LAYERS V10024AA\_DC\_00B.PRT

PANDUIT CORP. TINLEY PARK, ILLINOIS

ACTIVE EQUIPMENT CABLE MANAGER (NCMHAEF4) CUSTOMER DRAWING

UNLESS OTHERWISE SPECIFIED, DIMENSIONAL TOLERANCES ARE:  
 (.X) ± .03 (.XXX) ± .005  
 (.XX) ± .015 ANGLES ± 1°

UNLESS OTHERWISE SPECIFIED, ALL DIMENSIONS ARE GIVEN IN INCHES, THIRD ANGLE PROJECTION.

REV	DATE	BY	CHK	DESCRIPTION	ECN	R	CUST	SUP	OTH
I	2-19-07	MLVO		B. METRIC MEASUREMENT CHANGED TO ONE DECIMAL PLACE. A. REPOSITIONED DIMENSION CONSTRAINTS.	10024-07				
R	3-26-02	JDWE	MECA	RELEASED TO PRODUCTION	10024-07		RTSV	RTSV	

DRAWN BY JDWE  
 DATE 3-26-02  
 CHK'D MECA

MAT'L:  
 HOUSING- STEEL  
 FINGERS- PLASTIC

SCALE NONE  
 DRAWING NO. 10024-07  
 DWG SIZE A