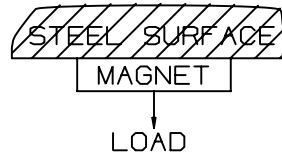
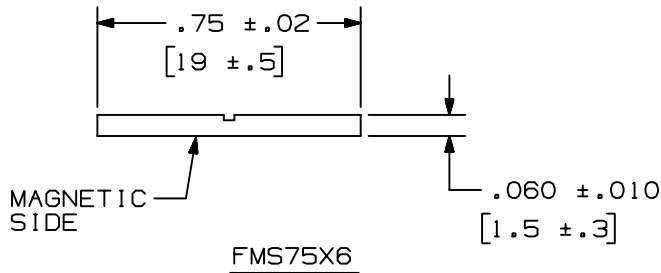
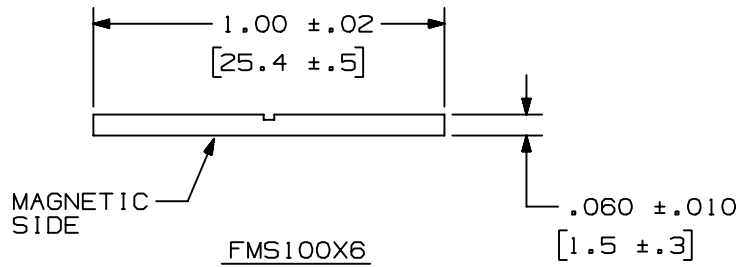


THIS COPY IS PROVIDED ON A RESTRICTED BASIS AND IS NOT TO BE USED IN ANY WAY DETRIMENTAL TO THE INTERESTS OF PANDUIT CORP.



PANDUIT PART NO.*	LOADING RECM.**	LENGTH In (mm)	WEIGHT
FMS75X6	12 OZ/IN (MAX.)	72.0 MIN (1829 MIN)	.42 LB/EACH (191 g/EACH)
FMS100X6	16 OZ/IN (MAX.)		.56 LB/EACH (256 g/EACH)

NOTES:

- \* 1. SEE CURRENT CATALOG FOR ADDITIONAL PART NUMBER SUFFIXES TO INDICATE COLOR AND OR PACKAGE QUANTITY.
- 2. APPLICATION:  
6 FT ROLL X .75 WIDE FOR USE WITH CD3, LD3, PD3, CD5 RACEWAY.  
6 FT ROLL X 1.00 WIDE FOR USE WITH LD5, PD6, LD10, CD10 RACEWAY.
- \*\* 3. LOADING RECOMMENDATION APPLIES TO A VERTICAL LOAD ONLY. (SEE SKETCH)
- 4. MAGNETIC SIDE IS ON THE OPPOSITE OF THE GROOVED SIDE.

										CAD FILENAME/LAYERS		D34045BA_FMS75X6_00					
										<h1>PANDUIT</h1> CORP. TINLEY PARK, ILLINOIS							
										FLEXIBLE MAGNET STRIP (FMS) CUSTOMER DRAWING							
										UNLESS OTHERWISE SPECIFIED, DIMENSIONAL TOLERANCES ARE: (.X) ±                    (.XXX) ± (.XX) ±                    ANGLES ±		UNLESS OTHERWISE SPECIFIED, ALL DIMENSIONS ARE GIVEN IN INCHES, THIRD ANGLE PROJECTION.					
										DRAWN BY	DW	MAT'L:		SCALE		NONE	
										DATE	06-02-94			DRAWING NO.	34045-03	DWG	A
										CHK'D	CEF			SIZE	A		
REV	DATE	BY	CHK	DESCRIPTION	ECN	-	R	CUST	SUP								
R	06-02-94	DW	CEF	RELEASED TO PRODUCTION.	34045-03			CEF	CEF								