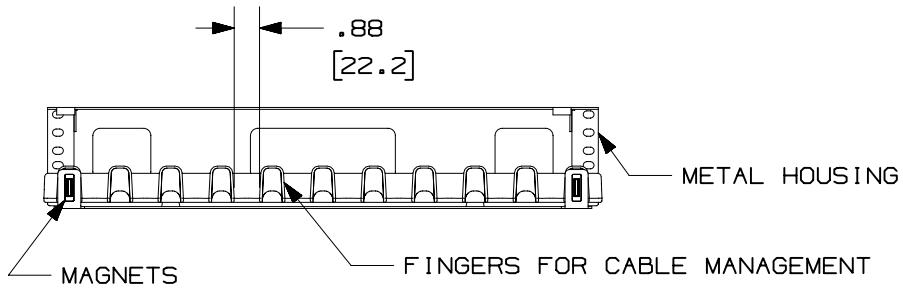
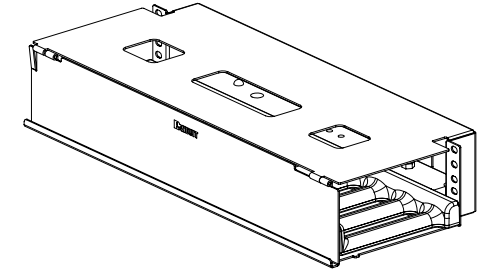
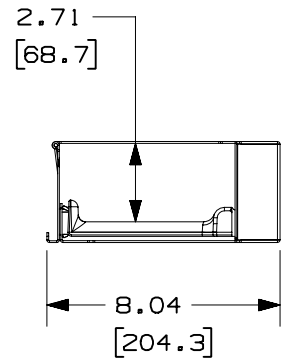
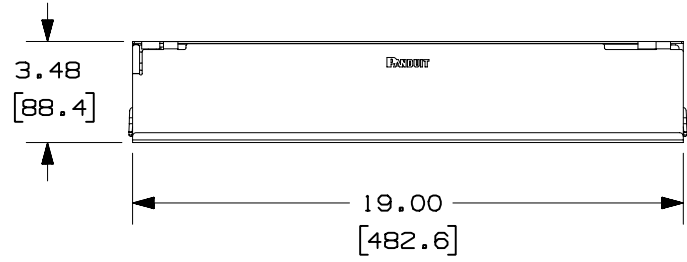
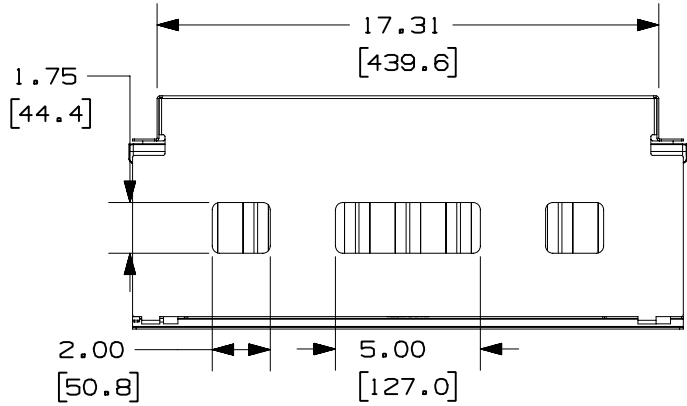


THIS COPY IS PROVIDED ON A RESTRICTED BASIS AND IS NOT TO BE USED IN ANY WAY DETRIMENTAL TO THE INTERESTS OF PANDUIT CORP.

| | |
|-------------|-----------------------------|
| PANDUIT P/N | WEIGHT |
| NCMHAEF2 | 8.4 LBS/EACH 3810 g/EACH |

- NOTES:
- VISIT OUR ON-LINE CATALOG AT WWW.PANDUIT.COM FOR A CURRENT LIST OF PRODUCTS APPLICABLE FOR USE WITH THIS PART.
 - COMPONENTS:
1- CABLE MANAGER
1- REMOVABLE HINGED DOOR
4- #12-24 X .5" SCREWS
4- M6 X 15mm SCREWS
 - DIMENSIONS IN PARENTHESIS ARE METRIC.



| | |
|--|--------------------------|
| MODEL FILENAME | V10073AA_NCMHAEF2_08.PRT |
| CAD FILENAME/LAYERS | V10073AA_DC_08A.PRT |
| PANDUIT CORP. TINLEY PARK, ILLINOIS | |
| 2 RU ACTIVE EQUIPMENT CABLE MANAGER (NCMHAEF2) CUSTOMER DRAWING | |

| | | | |
|---|--|---|------------------|
| UNLESS OTHERWISE SPECIFIED, DIMENSIONAL TOLERANCES ARE: (.X) ± .03 (.XXX) ± .005 (.XX) ± .015 ANGLES ± 1° | | UNLESS OTHERWISE SPECIFIED, ALL DIMENSIONS ARE GIVEN IN INCHES, THIRD ANGLE PROJECTION. | |
| DRAWN BY JDWE | MAT'L: HOUSING- STEEL COVER- STEEL FINGERS- ABS | SCALE NONE | |
| DATE 8-1-03 | CHK'D | DRAWING NO. 10073-09 | DWG A SIZE |

| | | | | | | | | | |
|-----|--------|------|-----|------------------------|----------|---|------|-----|-----|
| REV | DATE | BY | CHK | DESCRIPTION | ECN | R | CUST | SUP | OTH |
| R | 8-1-03 | JDWE | | RELEASED TO PRODUCTION | 10079-03 | | | | |