

PanZone® Panel Mount Active Equipment Enclosure

specifications

An active equipment enclosure shall be wall mountable with a movable 3 RU patch panel bracket for interface to the network and active equipment. A solid or perforated back panel shall be available for mounting panel mount or DIN rail mounted equipment. Conduit knockouts shall be included to route cables in and out of the enclosure. Tie points are available inside the enclosure for cable control. Enclosure shall be able to accept up to two fan kits for additional equipment cooling. Front door shall be removable and lockable. Four back knockouts shall be available for cable ingress/egress or wall mounted duplex power outlet access.



technical information

Dimensions:	35.98"H x 28.0"W x 9.49"D (914mm x 711mm x 241mm)
Weight capacity:	Underwriters Labs certified to 60 lbs.
Equipment Mounting:	Mounting brackets are included to mount 3 RU of passive components. The optional back panel has up to 482 square inches (310,967mm ²) of panel mount space
Packaging:	Base, keyed lockable door, RU brackets, and back panel mounting studs
Material:	16 gauge steel

key features and benefits

Ethernet based panel mount equipment	Supports the interface of panel mount equipment such as building automation or industrial to the enterprise network
Cable routing	Provides optimum cable management while allowing adequate space to safely route the patch cords inside
Adjustable patch panel bracket	Allows user-defined orientation of the patch panel
High capacity	Optional solid or perforated back panel has up to 482 square inches (310,967mm ²) of area for panel mount equipment. The perforated back panel can reduce equipment mounting time by minimizing drilling and tapping
Modularity	Accepts Data-Patch™ Punchdown Panels, Mini-Com® Modular Patch Panels, and Mini-Com® Modules for copper and fiber applications; individual modules snap in and out
T-70 raceway knockouts	Four T-70 raceway knockouts are provided as an alternative method to bring cables into and out of the enclosure
Removable lockable door	Lockable door removes from the front of the enclosure to facilitate easy internal access in space limited areas
Optional cooling fan	Fan sold separately (PZAEFAN) for applications where additional cooling is required

applications

The PanZone® Panel Mount Active Equipment Enclosure is designed to provide an efficient and cost effective way to interface panel mount equipment to the enterprise cabling system. This enclosure is ideal for minimal network connections (24 – 48) for Ethernet based panel or DIN rail mount equipment.

This enclosure provides a compact, secure, and economical solution for housing active electronics, with easy access to complete moves, adds, and changes. It offers flexibility for new and existing building installations that need to be reconfigured or upgraded due to growth. The enclosure also takes into consideration power, cooling, and protection of the active equipment, plus additional cable management, and environmental protection.

PanZone® Panel Mount Active Equipment Enclosure

Enclosure: PZBASE3E

Optional Enclosure Components

Solid back panel: PZBASE3EBP
Perforated back panel: PZBASE3EPBP
115VAC 112 CFM fan: PZAEFAN
220VAC 112 CFM fan with Shuko plug: PZAEFK-E

PanZone® Solid UTP Patch Cords**

Cat 6A SD, plenum, plug-plug, blue: UXPPBU*

Cat 6 SD, plenum, plug-plug, blue: UPPBU*

PanZone® Solid STP Patch Cords**

Cat 6A, plenum, plug-plug, blue: SAPPBU*

Mini-Com® Ultimate ID® Modular Patch Panels

24-port, 1 RU: UICMPP24BLY
48-port, 2 RU: UICMPP48BLY

Mini-Com® Modular Patch Panels with Labels

24-port, 1 RU: CPPL24WBLY
48-port, 2 RU: CPPL48WBLY

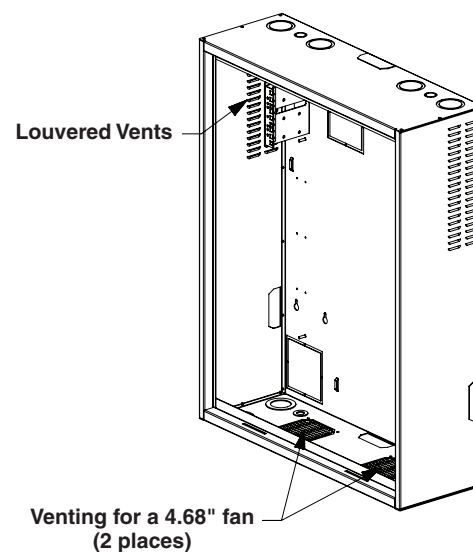
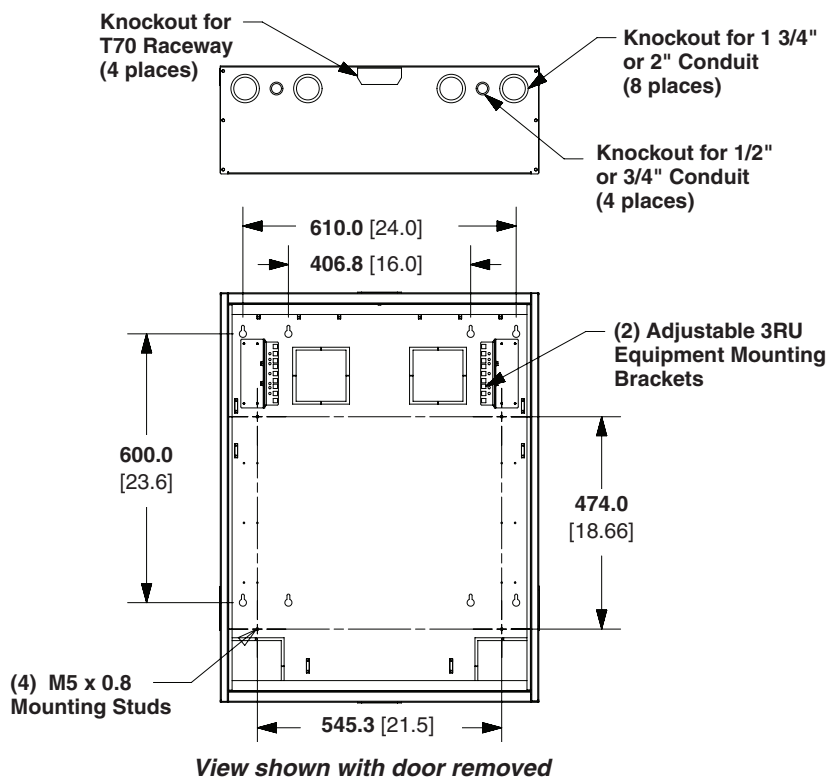
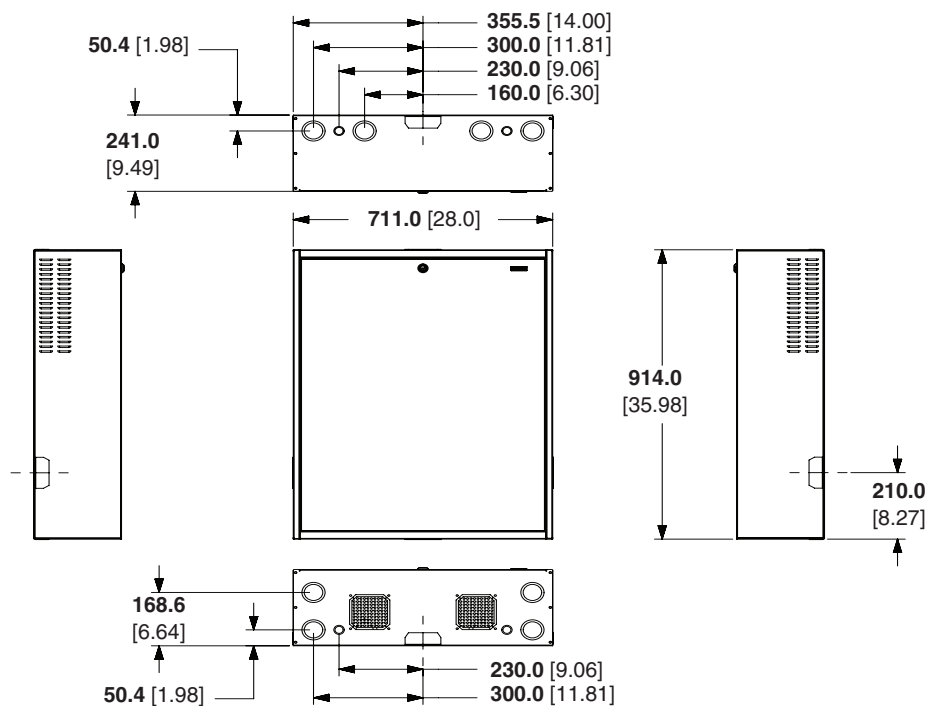
Mini-Com® Modules

Mini-Com® Modules available for copper, fiber, and audio video applications. Visit www.panduit.com for complete offering.

* Zone cords are available in 10 to 100 ft lengths in 5 ft increments. And 100 to 150 ft lengths in 10 ft increments.

** Plug to Plug versions are listed. Jack to Plug and Jack to Jack options are also available

PanZone® Panel Mount Active Equipment Enclosure

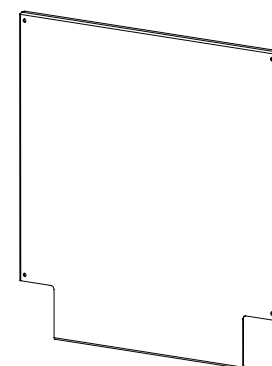
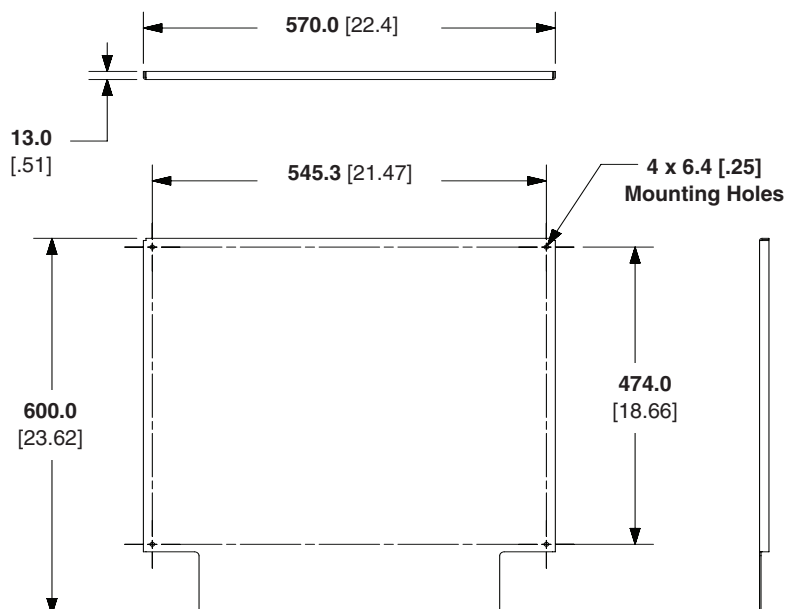


View shown with door removed

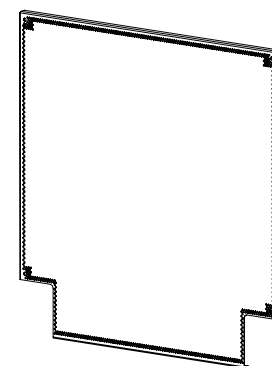
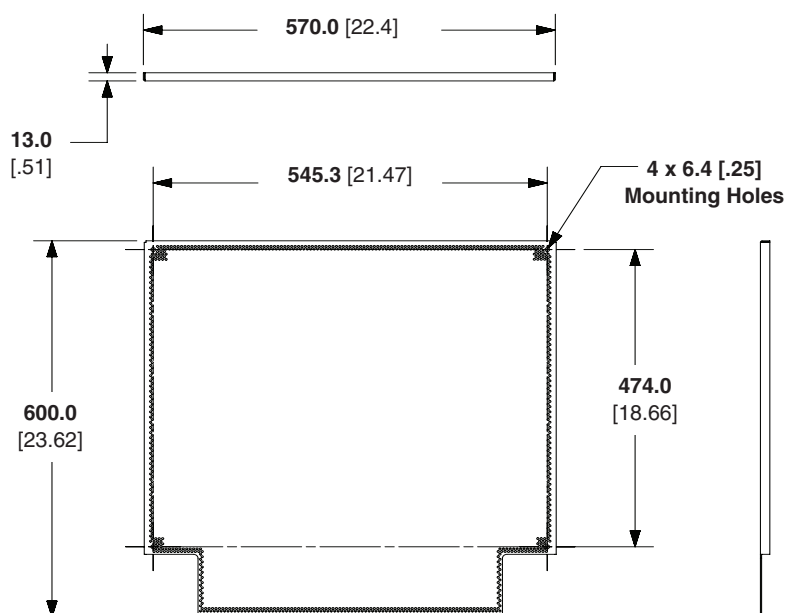
Dimensions are in metric. [Dimensions in brackets are inches].

PanZone® Panel Mount Active Equipment Enclosure

back panels



**Solid Back Panel
PZBASE3EBP**



**Perforated Back Panel
PZBASE3EPBP**

Dimensions are in metric. [Dimensions in brackets are inches].

WORLDWIDE SUBSIDIARIES AND SALES OFFICES

PANDUIT CANADA
Markham, Ontario
cs-cdn@panduit.com
Phone: 800.777.3300

PANDUIT EUROPE LTD.
London, UK
cs-emea@panduit.com
Phone: 44.20.8601.7200

PANDUIT SINGAPORE PTE. LTD.
Republic of Singapore
cs-ap@panduit.com
Phone: 65.6305.7575

PANDUIT JAPAN
Tokyo, Japan
cs-japan@panduit.com
Phone: 81.3.6863.6000

PANDUIT LATIN AMERICA
Guadalajara, Mexico
cs-la@panduit.com
Phone: 52.33.3777.6000

PANDUIT AUSTRALIA PTY. LTD.
Victoria, Australia
cs-aus@panduit.com
Phone: 61.3.9794.9020

For a copy of Panduit product warranties, log on to www.panduit.com/warranty

For more information

Visit us at www.panduit.com

Contact Customer Service by email: cs@panduit.com
or by phone: 800.777.3300

PANDUIT®

©2016 Panduit Corp.
ALL RIGHTS RESERVED.
ZCSP15--WW-ENG
12/16/16