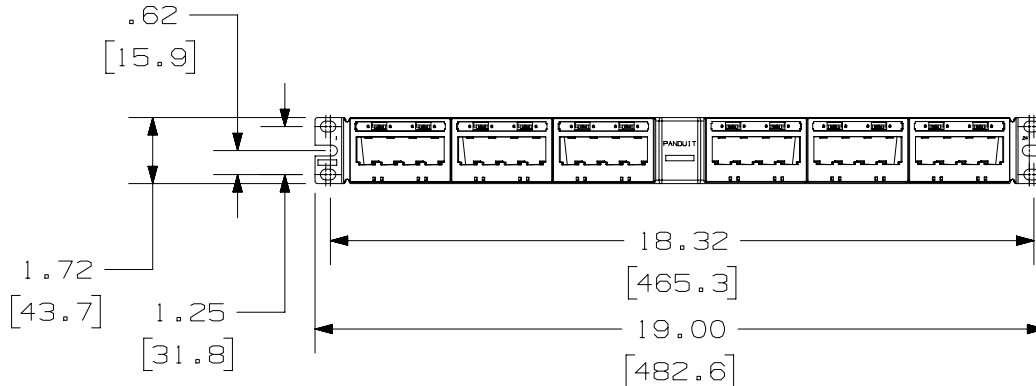
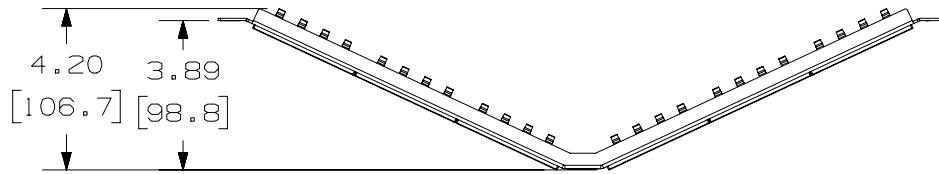


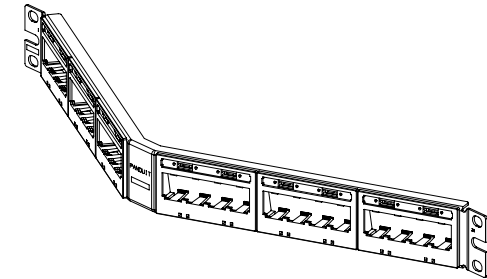
THIS COPY IS PROVIDED ON A RESTRICTED BASIS AND IS NOT TO BE USED IN ANY WAY DETRIMENTAL TO THE INTERESTS OF PANDUIT CORP.

PANDUIT P/N	WEIGHT
UICMPPKA6G24BL	.93 LB/EACH PC (422.4 g/EACH PC)



NOTES:

1. SEE CURRENT CATALOG FOR ADDITIONAL PART NUMBER SUFFIXES TO INDICATE COLOR AND OR PACKAGE QUANTITY.
2. SEE CATALOG FOR COMPLETE LIST OF PARTS APPLICABLE FOR USE WITH THIS PART.
3. DIMENSIONS IN PARENTHESES ARE IN METRIC.
4. PART INCLUDES:
 - 1- INSTRUCTION SHEET
 - 1- ANGLED METAL STAMPING
 - 6- 4 POSITION FACEPLATE WITH 1 ULTIMATE ID LABEL POCKET (ASSEMBLED TO METAL STAMPING)
 - 1- TERMINATION TOOL
 - 6- CLEAR LABEL COVER
 - 1- #12-24 SCREW KIT (INCLUDES FOUR SCREWS)
 - 24- MINI-COM TX6 PLUS JACK MODULE
5. LABELS SOLD SEPARATELY.
6. PATCH PANELS ACCEPT SNAP-IN MINI-COM MODULES.
7. DIMENSIONS IN [] ARE IN METRIC.



MODEL FILENAME	M01207AF_UICMPPA24BL_03.PRT	SIZE	A
DRAWING FILENAME	M00741NR_DC136/03A.PRT		

MINI-COM ULTIMATE ID ANGLED 24 PORT TX6 PLUS MODULAR PATCH PANEL KIT CUSTOMER DRAWING

<p>PANDUITTM CORP. TINLEY PARK, ILL 60477</p>	I.I. NUMBER	N/A
	PRODUCT SPEC	N/A
<p>THIRD ANGLE PROJECTION</p>	WORK INSTRUCTION	N/A
	SCALE	NONE
<p>DRAWN BY: JsP</p> <p>DATE: 10-5-06</p> <p>CHK'D</p>	<p>REVIEW DRAWING NUMBERS</p> <p>STAMPING: C.R.S. FACEPLATES: ABS</p>	<p>PART NO. UICMPPKA6G24BL</p> <p>DRAWING NO. 00741-136</p>

REV	DATE	BY	CHK	DESCRIPTION	ECN	R	CUST	SUP	OTH
I	11-12-18	BAME	KRKE	A. REMOVED METRIC SCREWS	00741-136		MMR		
R	10-5-06	JsP		RELEASED TO PRODUCTION	00741-136				

