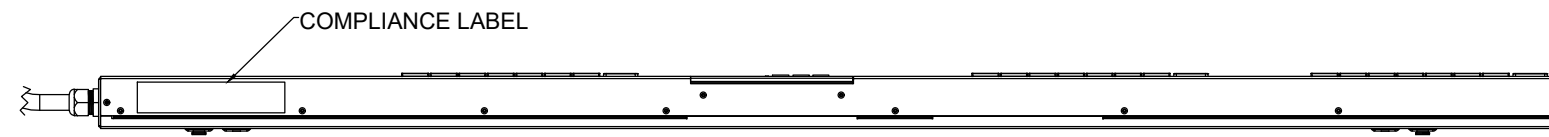



THIS COPY IS PROVIDED ON A RESTRICTED BASIS AND NOT TO BE USED IN ANY WAY DETRIMENTAL TO THE INTERESTS OF PANDUIT CORP.

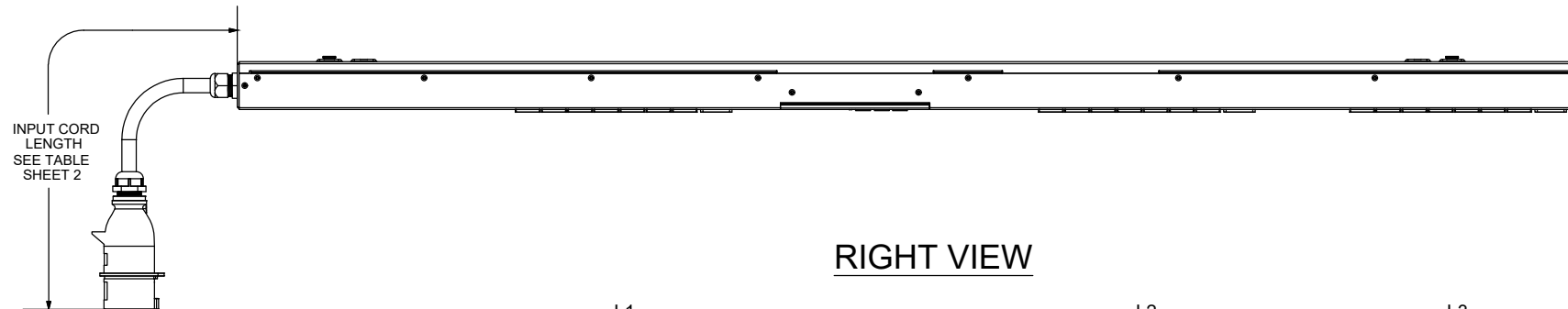
PANDUIT P/N	WEIGHT
SEE SHEET 2	SEE SHEET 2



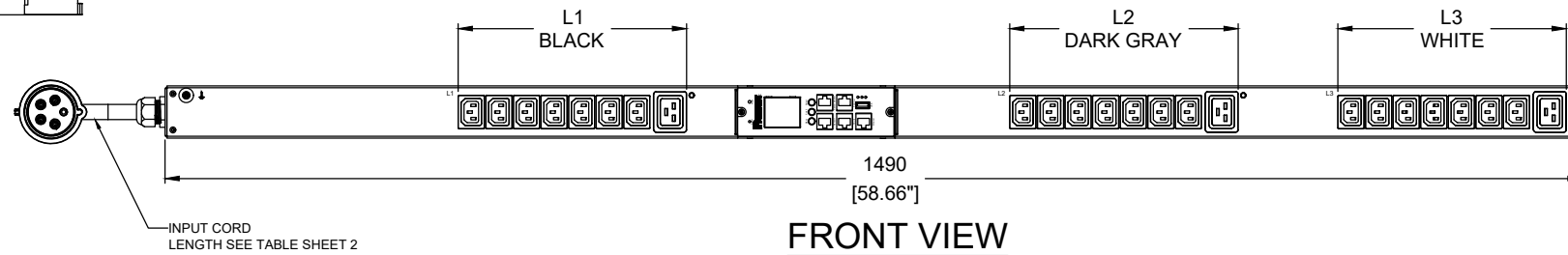
LEFT VIEW



REAR VIEW



RIGHT VIEW



FRONT VIEW

BOTTOM VIEW

SPECIFICATION:

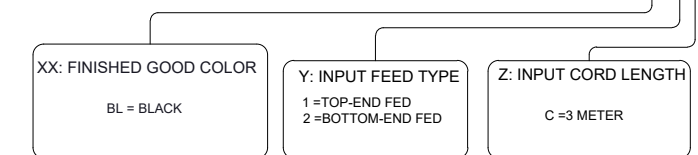
- STANDARD
 - UNIT TYPE: MONITORED INPUT
 - ORIENTATION: VERTICAL, 0U FULL
 - OUTLET QTY & TYPE: (21)C13, (3)C19
 - INPUT VOLTAGE: 200-240/346-415VAC
 - INPUT FREQUENCY: 50/60HZ
 - INPUT CURRENT: 16A
 - BREAKER QTY & TYPE: NONE
 - INPUT PHASE: THREE-PHASE(WYE)
 - RATED POWER: 11 kVA
 - INPUT PLUG: IEC 60309 3P+N+E 6H 16A
 - INPUT POWER CORD: SEE SHEET 2 PART NUMBER TABLE
 - REGULATORY STANDARD: RoHS COMPLIANT
- ADDITIONAL: NONE
- ACCESSORIES:
 - DOCUMENTATION KIT
 - PRODUCT SAFETY WARNING SHEET

NOTES:

- PRIMARY DIMENSIONS ARE IN MILLIMETERS. SECONDARY DIMENSIONS ARE IN [INCHES]
- INSTALLATION SHALL COMPLY WITH ALL APPLICABLE NATIONAL, STATE, AND LOCAL CODES
- VISIT OUR ON-LINE CATALOG AT WWW.PANDUIT.COM FOR A CURRENT LIST OF PRODUCTS APPLICABLE FOR USE WITH THIS PART
- FOR FULL PRODUCT FUNCTIONALITY REFER TO USER MANUAL
- DRAWING VIEWS SHOW THE INPUT CORD IN THE "TOP END FED" CONFIGURATION

IDENTIFICATION:

FOR FINISHED GOOD PART NUMBER & DESCRIPTION TABLE SEE SHEET 2 CONFIGURABLE PART NUMBERS: E24D12M-XXYZ



PLUG / RECEPTACLE BLOCK



PLUG
IEC 60309 3P+N+E 6H
IP44 (SPASHPROOF)
16A, 346-415V MAX RATED INPUT



RECEPTACLE
IEC 60320 C13
10A, 250V MAX RATED OUTPUT



RECEPTACLE
IEC 60320 C19
16A, 250V MAX RATED OUTPUT

00A	08/29/2023	LL	MIM	MJD	INITIAL RELEASE	E24D12M
REV	DATE	BY	CHK	APR	DESCRIPTION	ECN

WE ASK THAT YOU CHECK FULLY THE DIMENSIONS, NOTES, AND SIGN THE CLIENT SIGNATURE BOX. THE JOB WILL NOT PROGRESS WITHOUT SIGNED APPROVAL. PLEASE DO NOT DELAY IN RETURNING PROOF AS IT WILL AFFECT DELIVERY.		SIGN
		DATE
		PRINT
TITLE INTELLIGENT SERIES PDU E24D12M CONTROL DRAWING		
ITEM REVISION NAME:		PANDUIT
DATASHEET FILE NAME:		
UNLESS OTHERWISE SPECIFIED DIMENSIONAL TOLERANCE ARE: mm [IN] Tolerance (mm) 0 < L ≤ 50 ± 0.5 50 < L ≤ 250 ± 1.0 250 < L ≤ 500 ± 1.5 500 < L ≤ 1000 ± 2.5 1000 < L ≤ 2000 ± 4.0		MATERIAL / COLOR: N/A
THIRD ANGLE PROJECTION		DRAWING NUMBER: E24D12M_DC
DRAWN BY LL	DATE 08/29/2023	CHK MIM
SCALE NONE	SHT 1 OF 2	
		SCALE B

2



1

THIS COPY IS PROVIDED ON A RESTRICTED BASIS AND NOT TO BE USED IN ANY WAY DETRIMENTAL TO THE INTERESTS OF PANDUIT CORP.

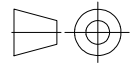
B

FINISHED GOOD PART NUMBER	FINISHED GOOD DESCRIPTION	COLOR	INPUT CORD LENGTH	WEIGHT
E24D12M	MI PDU, 16A, (21)C13 (3)C19, IEC 60309 3P+N+E 6h IP44-3M, TOP-FED, BLACK	BLACK(RAL 9005)	3M(+254MM/-127MM)[10'(+10"/-5")]	5kg

B

A

00A	08/29/2023	LL	MIM	MJD	INITIAL RELEASE	E24D12M
REV	DATE	BY	CHK	APR	DESCRIPTION	ECN

WE ASK THAT YOU CHECK FULLY THE DIMENSIONS, NOTES, AND SIGN THE CLIENT SIGNATURE BOX. THE JOB WILL NOT PROGRESS WITHOUT SIGNED APPROVAL. PLEASE DO NOT DELAY IN RETURNING PROOF AS IT WILL AFFECT DELIVERY.		SIGN
		DATE
		PRINT
TITLE INTELLIGENT SERIES PDU E24D12M CONTROL DRAWING		
ITEM REVISION NAME:		PANDUIT
DATASHEET FILE NAME:		
UNLESS OTHERWISE SPECIFIED DIMENSIONAL TOLERANCE ARE: mm [IN]		MATERIAL/COLOR: N/A
 Tolerance (mm) 0 < L ≤ 50 ±0.5 50 < L ≤ 250 ±1.0 250 < L ≤ 500 ±1.5 500 < L ≤ 1000 ±2.5 1000 < L ≤ 2000 ±4.0 THIRD ANGLE PROJECTION		DRAWING NUMBER: E24D12M_DC
DRAWN BY	DATE	SCALE
LL	08/29/2023	NONE
CHK	MIM	SHT 2 OF 2
		SCALE B

A

2



1