

THIS COPY IS PROVIDED ON A RESTRICTED BASIS AND IS NOT TO BE USED IN ANY WAY DETRIMENTAL TO THE INTERESTS OF PANDUIT CORP.

PANDUIT P/N	WEIGHT
P42G20M-XXYZ	SEE SHEET 2

SPECIFICATION:

1. STANDARD:

UNIT TYPE:	MONITORED & SWITCHED PER OUTLET
ORIENTATION:	VERTICAL, 0U
OUTLET QTY&TYPE:	(21)C13/C15, (21)C13/C15/C19
INPUT VOLTAGE:	200-240VAC
INPUT CURRENT:	60A (48A DERATED)
BREAKER QTY&TYPE:	(6) 20AMP, DOUBLE-POLE
INPUT PHASE:	THREE-PHASE, DELTA
RATED POWER:	17.3 KVA
INPUT PLUG:	IEC 60309 3P+E 9H 60A (IP44)
INPUT POWER CORD:	SEE SHEET 2 PART NUMBER TABLE
REGULATORY STANDARD:	RoHS COMPLIANT

2. ADDITIONAL:

NONE

3. ACCESSORIES:

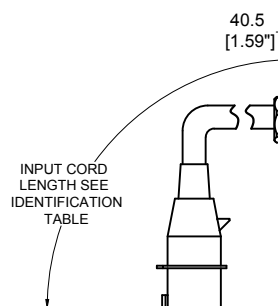
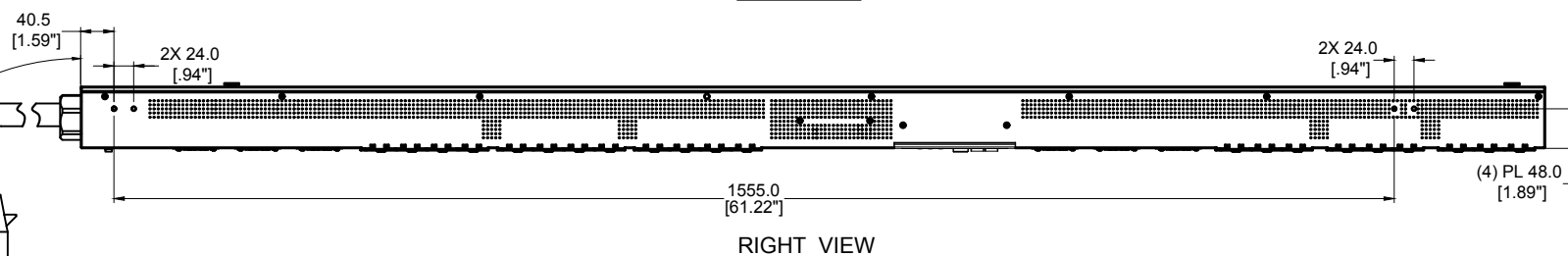

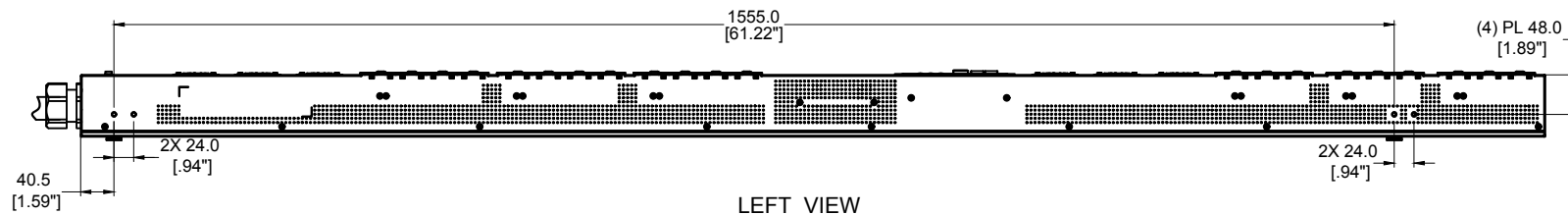
(1) QUICK-START GUIDE

NOTES:

1. PRIMARY DIMENSIONS ARE IN MILLIMETERS. SECONDARY DIMENSION ARE IN [INCHES] .
2. INSTALLATION SHALL COMPLY WITH ALL APPLICABLE NATIONAL, STATE, AND LOCAL CODES .
3. VISIT OUR ON-LINE CATALOG AT WWW.PANDUIT.COM FOR A CURRENT LIST OF PRODUCTS APPLICABLE FOR USE WITH THIS PART .
4. FOR FULL PRODUCT FUNCTIONALITY REFER TO USER MANUAL .
5. DRAWING VIEWS SHOW THE INPUT CORD IN THE "TOP END FED" CONFIGURATION

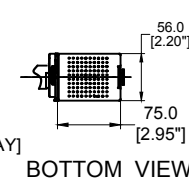
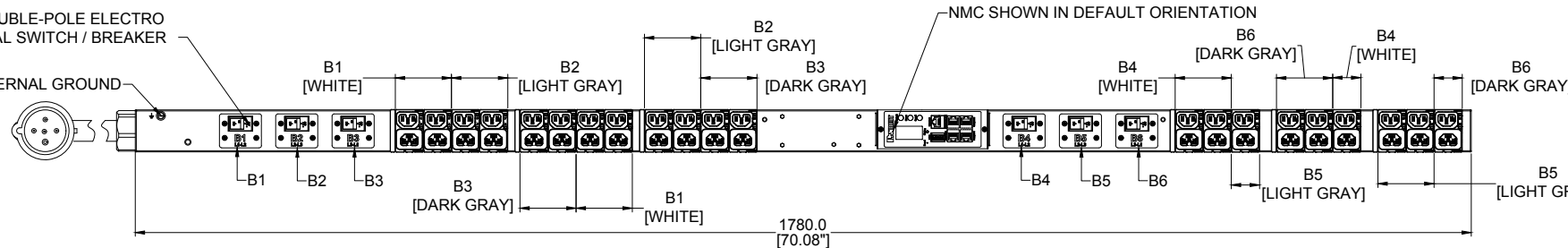
IDENTIFICATION

FOR FINISHED GOOD PART NUMBER & DESCRIPTION TABLE SEE SHEET 2 CONFIGURABLE PART NUMBERS: P42G20M-XX Y Z



20 AMP, DOUBLE-POLE ELECTRO MECHANICAL SWITCH / BREAKER (6) PLACES

EXTERNAL GROUND



BOTTOM VIEW

XX: FINISHED GOOD COLOR	
BL =BLACK	YL =YELLOW
RD =RED	BU =BLUE
WH =WHITE	GN =GREEN

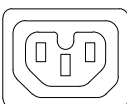
Y: INPUT FEED TYPE	
1 =TOP-END FED	2 =BOTTOM-END FED

Z: INPUT CORD LENGTH	
A =1 METER	B =2 METER
C =3 METER	

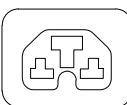
PLUG/RECEPTACLE BLOCK



PLUG
IEC 60309, 3P 4W, 9H
IP44 (SPLASHPROOF)
60A, 250V, 3-PHASE MAX RATED INPUT
48A DERATED



RECEPTACLES
C13/C15 COMBO
10A, 250V MAX RATED OUTPUT



RECEPTACLES
C13/C15/C19 COMBO
16A, 250V MAX RATED OUTPUT

REV	DATE	BY	CHK	APR	DESCRIPTION	ECN
01A	12/22/2022	Leo Liu	CSH	MJD	INITIAL RELEASE	P42G20M-XXYZ

WE ASK THAT YOU CHECK FULLY THE DIMENSIONS, NOTES, AND SIGN THE CLIENT SIGNATURE BOX. THE JOB WILL NOT PROGRESS WITHOUT SIGNED APPROVAL. PLEASE DO NOT DELAY IN RETURNING PROOF AS IT WILL AFFECT DELIVERY.		SIGN
		DATE
		PRINT
TITLE INTELLIGENT SERIES PDU P42G20M-XXYZ CUSTOMER DRAWING		
ITEM REVISION NAME:		PANDUIT
DATASHEET FILE NAME:		
UNLESS OTHERWISE SPECIFIED DIMENSIONAL TOLERANCE ARE: mm [IN]		MATERIAL/COLOR: N/A
THIRD ANGLE PROJECTION		DRAWING NUMBER: P42G20M-XXYZ_DC
DRAWN BY Leo	DATE 12/22/2022	SCALE NONE
CHK LJB	SCALE NONE	SHT 1 OF 2
		SCALE B

