

PANDUIT®

Power and Grounding Tool Solutions



Compression Connector Crimping Tools

Panduit® offers a wide variety of tool platforms to meet any industrial termination need: controlled cycle manual tools, manual hydraulic tools, battery operated tools and electro-hydraulic operated tools. Our tools and crimp dies provide termination solutions with our copper and aluminum compression connectors that meets the highest safety and reliability requirements in the industry.

BlackFin™ battery powered tools lead the industry in safety, reliability and quality.

- BlackFin™ Battery powered tools are tested by CSA to meet OSHA safety requirements (UL 60745-1, CSA C22.2 No. 60745-1).
- Allows downloading of tools' complete work history at a push of a button for quality assurance and creation of customized maintenance and work logs.
- The tools incorporate ergonomic and safety features like in-line tool designs, enhanced housing construction, and reverse tapered hand grip.
- LED display and visual and audible signals to alert when complete crimp force is not attained.
- Universal battery powered tools accomplish multiple tasks including: crimping, punching holes in sheet metal, and cutting: cable, threaded rods, rebar, and ground rods.
- Tools and crimp dies provide safe & reliable terminations on connectors that meet UL, CSA, NEBS Level 3, ABS, IEEE and IEC certifications.



Crimping Guidelines for Pan-Lug™ Compression Lugs and Splices

1. Select the proper compression connector for the conductor type and size being used

- Compression connectors are identified with the proper conductor size and conductor type marked on the tongue or barrel of the connector
- The proper conductor size and type to be used with each connector can also be found in the installation instructions included with Panduit product packaging and in the tool charts* in this catalog



Tool Chart for Compression Con Types LCB, LCC and SCL with Co

PANDUIT PART NUMBER	STUD WIRE SIZE	WIRE RANGE-TYPING WIRE DIA-OF TOOLS (MIN-MAX)	WIRE STRIP LENGTH (IN.)	CT-1700	CT-728
LUG SPlice	8 AWG	---	3/4	RED P21 (3)	CD-720-1 RED P21 (5)
LCB, LCCB SCL3	8 AWG	---	1-1/8	BLUE P24 (3)	CD-720-1 BLUE P24 (5)
LCB, LCCB SCL6	6 AWG	---	1-1/8	GRAY P29 (3)	CD-720-1 GRAY P29 (5)
LCCB, LCCB SCL4	2 AWG SCL 4-8 AWG STR	4 AWG	1-1/8	BROWN P33 (3)	CD-720-1 BROWN P33 (5)
LCCB, LCCB SCL2	2 AWG	6-2 AWG	1-1/4	BROWN P33 (3)	CD-720-1 BROWN P33 (5)
LCB, LCC1 SCL1	1 AWG	6-1 AWG	1-7/16	GREEN P37 (3)	CD-720-2 GREEN P37 (5)
LCB, LCC1 SCL10	1/0 AWG	6-1/0 AWG	1-1/2	---	CD-720-2 PINK P42 (5)
LCB, LCC2 SCL20	2/0 AWG	4-2/0 AWG	1-3/8	---	CD-720-2 BLACK P45 (5)
LCB, LCC3 SCL30	3/0 AWG	2-3/0 AWG	1-3/16	---	CD-720-2 ORANGE P50 (5)

2. Strip the conductor to the proper strip length, as specified:

- On the packaging label or on the installations included with the product
- In the tool charts* in this catalog
- Make sure the conductor is not stripped too long, which would result in exposed wire between the barrel of the connector and the cable insulation.
- The conductor is not stripped too short, which would result in a less than complete contact area with the connector when the conductor is inserted in the barrel.
- Do not nick or cut strands of conductor during crimping, which would result in a less than premium conductor termination.
- Make sure conductor strands are free from corrosion.

CONDUCTOR	STRIP LENGTH	CONDUCTOR	STRIP LENGTH
SCL30	1-3/16	SCL10	1-1/2
LCCB, LCCB SCL3	1-1/8	LCCB, LCCB SCL2	1-1/4
LCCB, LCCB SCL6	1-1/8	LCCB, LCCB SCL4	1-1/8
LCCB, LCCB SCL2	1-1/4	LCCB, LCCB SCL20	1-3/8
LCCB, LCCB SCL4	1-1/8	LCCB, LCCB SCL30	1-3/16
LCCB, LCCB SCL20	1-3/8		
LCCB, LCCB SCL30	1-3/16		



3. Select the proper crimping die and crimping tool to be used with the connector

- Use crimping tools and dies that provide a UL Listed and/or CSA Certified electrical termination, to assure a safe and reliable connection.

Many compression connectors are UL Listed and CSA Certified when crimped with specified competitor crimping tools and dies. These tools and dies are listed in the tool charts* in this catalog. Panduit crimping tools and dies to be used with each connector are also listed on the installation instructions included with product packaging.



Compression connectors are color-coded and marked with Panduit and specified competitor die index numbers. Select the proper crimping die to be used by matching the color code and die index number marked on the connector to the same markings on the crimping die.

4. Crimp the connector

Insert the conductor into the barrel of the connector. The conductor should stop against the end of the barrel of the lug, or wire stop in the butt splice, upon complete insertion of the conductor in the barrel. Some lugs are offered with inspection windows that provide visual inspection of the complete conductor insertion.




Review the installation instructions included with the product packaging or the tool charts* for the proper number of crimps to be placed in the connector.

WIRE Pkg (1)	(2)	PINK Pkg (1)
D-920-2/0	STD	CD-2001-2/0
BLACK P45 (3)	(2)	BLACK P45 (3)
D-920-3/0	STD	CD-2001-3/0
ORANGE P50 (3)	(2)	ORANGE P50 (3)
D-920-4/0	STD	CD-2001-4/0
PURPLE P54 (3)	(2)	PURPLE P54 (3)
D-920-250	STD	CD-2001-250
YELLOW P62 (3)	(3)	YELLOW P62 (3)
D-920-300	STD	CD-2001-300
WHITE P66 (3)	(3)	WHITE P66 (3)
D-920-350	STD	CD-2001-350
RED P71 (3)	(3)	RED P71 (3)
D-920-400	STD	CD-2001-400

Identify

Make the first crimp in the barrel nearest the tongue of the lug, or wire stop in a butt splice, and make successive crimps in the barrel working towards the conductor entry at the end of the barrel.



Use the color-coded or knurled band markings on the barrel of the connector to evenly space the placement of the crimps in the barrel.

When properly crimped, the die index number engraved in the crimping die will be embossed into the barrel of the connector. The crimp should be placed in the connector so the die index number can be easily read when the connector is installed.



*See tool charts on pages 22-63

Portable Manual Contour Crimp™ Controlled Cycle Tools

- Controlled cycle mechanism assures high quality, consistent terminations
- Ergonomic tool design assures operator comfort, safety, and performance
- Polypropylene handles provide chemical resistance and a cushioned, non-slip grip
- Tools incorporate multiple die pockets in rotating die wheel with push-button lockout

Part Number	Description	Std. Pkg. Qty.
CT-1700	Crimps Panduit #8 – #1 AWG non-insulated tubular terminals (S series), #8 – 1 AWG copper code conductor lugs and splices, #8 – 2 AWG copper flex conductor lugs, #6 – 4 AWG dual rated aluminum lugs and splices and CTAPF10-16 to CTAPF3-12 copper taps. Includes 5-position, color coded rotating die	1
CT-1701	Crimps Panduit #10 – #2 AWG non-insulated large gauge ring terminals (P series), #12 – 4 AWG non-insulated heavy duty ring terminals (P series), and #14 – 10 AWG copper code conductor lugs. Includes 5-position, rotating die	

See tool charts on pages 22-63 for selection of crimping dies and number of crimps used with specific tool and connector combinations.



CT-1700



CT-1701

Portable Manual, Crimping Tool

- Ergonomic tool design assures operator comfort, safety, and performance
- 6-position die pockets in integrated rotating die wheel
- Provides UL Listed and CSA Certified connections
- No individual dies

Part Number	Description	Std. Pkg. Qty.
CT-810	Crimps #8, #6, #4, #2, #1, and 1/0 AWG power connector lugs	1
CT-1250	Crimps #1, 1/0, 2/0, and 4/0 AWG power connector lugs	

See tool charts on pages 22-63 for selection of crimping dies and number of crimps used with specific tool and connector combinations.



CT-1250



CT-810

Portable Manual Uni-Die™ Quad-Point, Dieless, Hydraulic, 6.2 Ton, Crimping Tool

- Quad-point indent crimping feature with patented centering system, no dies required
- Cushioned grips prevent hands from slipping on tool, reduces fatigue
- Provides UL Listed and CSA Certified wire range-taking capability on Panduit® Pan-Lug™ Copper Lugs and Splices, minimizes connector inventory and saves cost
- Audible “pop-off” valve indicates crimp completion
- Closed head with bolt interlock, flip top style, rotatable 360°
- Light weight, high quality aluminum housing and crimp head, results in lightweight tool and ease of operation
- 2-stage hydraulic system with rapid advance, double action handle and power stroke
- Automatic retraction when operation is complete
- Manual retraction if needed.
- Uses environmentally-friendly hydraulic oil, biodegradable

Part Number	Description	Std. Pkg. Qty.
CT-980	Hand-operated and light weight hydraulic crimping tool that is made of high quality aluminum that provides long-term dependability. Quad -point indent crimping feature with patented centering system, no dies required. Cushion grip prevents hands from slipping and reduces worker fatigue. This tool crimps select copper lugs and splices #4 AWG-750 kcmil code conductor along with aluminum lugs and splices #4 AWG - 500 kcmil. Reference our tooling charts for a full list of parts. Tool calibration solder slugs 10 pcs - normally included (CG-980SS)	1

See tool charts on pages 22–63 for selection of crimping dies and number of crimps used with specific tool and connector combinations.



CT-980

Accessories for CT-980 Hydraulic Crimping Tools

Part Number	Description	Std. Pkg. Qty.
CG-980SS part accessory	Tool calibration solder slugs (10 pieces) (Normally included with CT-980, CT-2980/ST and CT-980CH tools)	1



CG-980SS

Portable Manual, Die Type, Hydraulic, 12 Ton, Crimping Tool

- High quality, durable tool construction provides long-term dependability
- Cushioned grip prevents hands from slipping on tool, reduces fatigue
- Uses Panduit CD-920 and CD-930 color-coded crimping dies to provide easy matching of crimping die to connector
- Audible “pop-off” valve indicates crimp completion
- Open “C” head, rotatable 350 degrees
- 2-stage hydraulic system: rapid advance, double action handle and power stroke
- Automatic retraction when operation is complete
- Manual retraction operation if needed
- Uses environmentally-friendly hydraulic oil, biodegradable
- CT-920/CV tool available with 2-layer PVC covered crimp head

Part Number	Description	Compatible Dies and Adapters	Std. Pkg. Qty.
CT-920	Hand-operated and light weight hydraulic crimping tool that is made of high quality aluminum that provides long-term dependability. The cushion grip prevents hands from slipping and reduces worker fatigue. This tool crimps most Pan-Term® terminals, splices, disconnects, ferrules, and some copper lugs. Reference our tooling charts for a full list of parts	CD-920, CD-930	1
CT-920/CV	Hand-operated and light weight hydraulic crimping tool that is made of high quality aluminum that provides long-term dependability. The crimp head is covered with a 2-layer PVC. 12 Ton. Reference our tooling charts for a full list of parts	CD-920, CD-930	

Uses Panduit CD-920 and CD-930 color-coded crimping dies. Dies must be purchased separately, see page 11-13.







CT-920

(continued on next page)

Portable Battery Powered Hydraulic Crimping Tools

- Crimping wire ranges are from 14 AWG - 1000 kcmil for flex and code wire
- New Diagnostics: New Bluetooth networked tools interface to diagnose any tool or a fleet of tools to keep optimal overview of inventory
- Improved Safety and Comfort: Updated designs focused on optimizing the tool center of gravity not only allows you to be more comfortable, but also more productive
- Upgraded Power Supply: High capacity 4.0 Ah Li-Ion Makita battery platform with active battery monitoring system improves your battery supply
- LED Display: Real-time communication of details associated with the tool, including battery charge, pressure level, and cycle information
- Enhanced Housing Construction: Protects internal components of the tool against dirt, debris and water intrusion
- Reverse Tapered Hand Grip: Increases grip strength and optimal hand positioning to avoid user fatigue
- Improved Software: i-press software records your operations to create a project report via Bluetooth to your cell or desktop
- OSHA mandated electrical and mechanical product safety requirements
- UL 60745-1 and CSA No. 60745-1 for safety for handheld, motor operated electric tools
- EU machinery directive and EMC directive Certified to SiQ to IEC/EN 62841-1, tested to EN 61000 series
- ISO 12100, Machinery Safety Risk Assessment, including ergonomics
- 5 Year Warranty

	Crimp Force	Part Number	Tool Type	Terminates Panduit Compression Connectors
In Line Type Crimpers				
	4-ton	CT-2600/LBT	Die	<ul style="list-style-type: none"> • Tin and nickel plated #8 – 2 AWG high temperature large wire, non-insulated, vinyl and KYNAR** insulated ring terminals • 8 AWG - 300 kcmil copper Code lugs and splices. • 6 AWG - 2/0 AWG Dual rated aluminum lugs and splices
	6.7-ton	CT-3001/STBT	Die	<ul style="list-style-type: none"> • Copper lugs and splices #8 AWG–600 kcmil code conductor • Copper lugs #8 AWG – 313 kcmil flex conductor • Aluminum lugs #6 AWG - 350 kcmil code conductor • Large Ferrules #1 AWG - 444 kcmil • Copper CTAPF taps #10 – 3/0 AWG code conductor • Copper CTAP taps #8 – #2 AWG code conductor • Copper S Series Tubular Terminals #8 AWG –250 kcmil code conductor • Copper Metric lugs and splices for 10mm² – 240mm² class 2R conductor, 10mm² - 95mm² class 5f/6f
	6.7-ton	CT-3001/CCPBT	Die	<ul style="list-style-type: none"> • Copper lugs and splices #8 AWG – 600 kcmil code conductor • Copper lugs #8 AWG – 373 kcmil flex conductor • Aluminum lugs #6 AWG - 350 kcmil code conductor • Large Ferrules #1 AWG - 444 kcmil • Copper CTAPF taps #10 – 3/0 AWG code conductor • Copper CTAP taps #8 – #2 AWG code conductor • Copper S Series Tubular Terminals #8 AWG – 250 kcmil code conductor • Copper Metric lugs and splices for 10mm² – 240mm² class 2R conductor, 10mm² - 95mm² class 5f/6f • Cut and Punch Capabilities
	6.7-ton	CT-3980/BT	Dieless Indenter	<ul style="list-style-type: none"> • Copper lugs and splices #8 AWG – 600 kcmil code conductor • Copper lugs #8 AWG – 373 kcmil flex conductor • Aluminum lugs for #6 AWG - 350 kcmil code conductor

(continued on next page)

Portable Battery Powered Hydraulic Crimping Tools *(continued)*

	Crimp Force	Part Number	Tool Type	Terminates Panduit Compression Connectors
Pistol Grip Type Crimpers				
	6.2-ton	CT-2980/STBT	Dieless Quad-Point	<ul style="list-style-type: none"> • Copper lugs and splices #4 AWG – 750 kcmil code conductor • Aluminum lugs and splices #4 AWG – 500 kcmil code conductor
	12-ton	CT-2931/STBT	Die	<ul style="list-style-type: none"> • Copper lugs and splices #8 AWG – 750 kcmil code conductor • Copper lugs #8 AWG – 535 kcmil flex conductor • Copper S Series, Tubular Terminals #8 AWG – 250 kcmil code conductor • Copper Metric lugs and splices 10mm² – 400mm² class 2R conductor 10mm² - 300mm² Class 5f/6f • StructuredGround™ Direct Burial connectors #6 AWG – 250 kcmil code conductor and select 500 kcmil conductor combinations • Copper CTAPF taps #10 – 3/0 AWG code conductor • Copper CTAP taps #8 – 4/0 AWG code conductor • Copper HTCT taps #14 AWG – 250 kcmil code conductor, #14 - 4/0 AWG flex conductor • Aluminum lugs and splices for #6 AWG – 600 kcmil code conductor
	12-ton	CT-2920/CCPBT	Die	<ul style="list-style-type: none"> • Copper lugs and splices #8 AWG – 750 kcmil code conductor • Copper lugs and splices 4 AWG - 750 kcmil code conductor w/UA12ID dieless indenter adapter accessory • Copper lugs #8 AWG – 535 kcmil flex conductor • Copper S Series Tubular Terminals #8 AWG – 250 kcmil code conductor • Copper lugs and splices 10mm² – 400mm² class 2R conductor, 10mm² - 300mm² Class 5f/6f • StructuredGround™ Direct Burial connectors #6 AWG – 1/0 AWG code conductor • Copper CTAP taps #8 – 4/0 AWG code conductor • Copper HTCT taps #14 AWG – 2 AWG code conductor • Aluminum lugs and splices #6 AWG – 600 kcmil code conductor • Aluminum lugs #6 AWG - 600 kcmil code conductor w/UA12ID dieless indenter adapter accessory. • Cut and Punch capabilities
	15-ton	CT-2940/STBT	Die	<ul style="list-style-type: none"> • Copper lugs and splices #8 AWG – 1000 kcmil code conductor • Copper lugs #8 AWG – 777.7 kcmil flex conductor • Copper S Series Tubular Terminals #8 – 250 kcmil code conductor • Copper Metric lugs and splices 10mm² – 630mm² class 2R and, 10mm² - 300mm² Class 5f/6f metric conductor • StructuredGround™ Direct Burial connectors #6 AWG – 500 kcmil code conductor • Copper CTAPF taps #10 – 3/0 AWG code conductor • Copper CTAP taps #8 – 4/0 AWG code conductor • Copper HTCT taps #14 AWG – 250 kcmil code conductor, #14 – 4/0 AWG flex conductor • Aluminum lugs and splices #6 AWG – 1000 kcmil code conductor

(continued on next page)

Makita* Battery Chargers for BlackFin Battery Powered Tools

Part Number	Description	Std. Pkg. Qty.
CT-CHRMK120V	120 V Charger for 18 volt Battery Makita* with Type A Plug (North America only)	1
CT-CHRMK230VINT	203 V Charger for 18 volt Makita* Battery with Type C Plug	
CT-CHRMK12VDC	12 VDC Makita LI-ION Automotive Battery Charger	



CT-CHRMK120V

Makita* 18 V Lithium-Ion Rechargeable Batteries for BlackFin Tools

Part Number	Description	Std. Pkg. Qty.
CT-LIBCMK3AH	Makita* Li-On 18 V, 3.0 Ah Replacement Battery	1
CT-LIBCMK4AH	Makita Li-On 18 V, 4.0 Ah Replacement Battery	



CT-LIBCMK3AH

*Makita is a registered trademark of Makita Corporation

(continued on next page)

Benchtop, Hydraulic Pump and Accessories, Electric

- Factory set relief valve, pump stops when crimp is complete
- Available in 5,000 or 10,000 psi of hydraulic pressure
- Offered in both AC110 or AC220 Volt
- Incorporates Parker type quick-connect fittings to ease installation and save time

Part Number	Description	Portable or Benchtop Compatible	Panduit Crimp Heads	Std. Pkg. Qty.
CT-902HP	<ul style="list-style-type: none"> • Hydraulic pump AC110 Volt • Develops 10,000 PSI output • Pump shuts off when cycle is complete • Will not release until down switch is activated • Includes On/Off pendant switch on 10' electric cord • Three prong A/C plug on 10' electric cord • Supplied with female Parker type quick-connect fitting assembled to pump 	Benchtop Compatible	CT-920CH, CT-920CH/CCP, CT-940CH, CT-980CH and CT-2002CH	1
CT-902HP220	<ul style="list-style-type: none"> • Hydraulic pump AC220 Volt • Develops 10,000 PSI output • Pump shuts off when cycle is complete • Will not release until down switch is activated • Includes On/Off pendant switch on 10' electric cord • Three prong A/C plug on 10' electric cord • Supplied with female Parker type quick-connect fitting assembled to pump 			
CT-902HPRFS	<ul style="list-style-type: none"> • Hydraulic pump AC100 Volt • Develops 10,000 PSI output • Pump shuts off when cycle is complete • Will not release until down switch is activated • Includes foot switch on 10' electric cord • Three prong A/C plug on 10' electric cord • Supplied with female Parker type quick-connect fitting assembled to pump 			
CT-902HP-5K	<ul style="list-style-type: none"> • Hydraulic pump AC110 Volt • Develops 5,000 PSI output • Pump shuts off when cycle is complete • Will not release until down switch is activated • Includes On/Off pendant switch on 10' electric cord • Three prong A/C plug on 10' electric cord • Supplied with male Parker type quick-connect fitting assembled to pump 	CT-930LPCH		
CT-902HP-5K220	<ul style="list-style-type: none"> • Hydraulic pump AC220 Volt • Develops 5,000 PSI output • Pump shuts off when cycle is complete • Will not release until down switch is activated • Includes On/Off pendant switch on 10' electric cord • Three prong A/C plug on 10' electric cord • Supplied with female Parker type quick-connect fitting assembled to pump 			
CT-902HP-5KRFS	<ul style="list-style-type: none"> • Hydraulic pump AC100 Volt • Develops 5,000 PSI output • Pump shuts off when cycle is complete • Will not release until down switch is activated • Includes foot switch on 10' electric cord • Three prong A/C plug on 10' electric cord • Supplied with male Parker type quick-connect fitting assembled to pump 			
CT-2902BPHP/ST	<ul style="list-style-type: none"> • Hydraulic pump AC110 Volt • Develops 10,000 PSI output • Includes battery charger, two 4.0 Ah Makita Li-On batteries, remote pendant switch and shoulder strap • Supplied with male Parker type quick-connect fitting assembled to pump 		Portable or Benchtop Compatible	



CT-902HP-5K



CT-2902BPHP/ST

*For more information on crimp heads, see page 10.

Benchtop, Hydraulic Pump and Accessories, Electric *(continued)*

Part Number	Description	Compatible With	Std. Pkg. Qty.
CT-900HPH	Electrically non-conductive 10' hose compatible with Panduit CT-902HP and CT-2902BPHP/ST products	CT-902HP, CT-2902BPHP/ST	
CT-900LPHPH	Electrically non-conductive 10' hose compatible with Panduit CT-902HP-5K product	CT-902HP-5K	
PG-1SC	In-line pressure gauge provides visual identification of hydraulic output pressure when used with Panduit CT-930LPCH and CT-980LPCH crimp heads, CT-8250HP pump and CT-900LPHPH hose	CT-930LPCH, CT-980LPCH crimp heads, CT-8250HP, CT-900LPHPH	1
CT-902RCH	Remote control handle accessory incorporates an on/off activation switch built within the unit which allows the operator to hold the crimp head and activate the hydraulic pump with one handed for continuous crimping capabilities. Compatible with Panduit CT-902HP and CT-902HP-5K products	CT-902HP, CT-902HP-5K	
CT-902RFS	Dual electric remote foot switch accessory allows convenient "hands free" operation of hydraulic pump and remote crimp heads for continuous crimping capabilities. Compatible with Panduit CT-902HP and CT-902HP-5K products	CT-902HP, CT-902HP-5K	



CT-900LPHPH



PG-1SC



CT-902RFS

Portable/Benchtop, Hydraulic, Crimp Heads

- Incorporates Parker type quick-connect fittings to ease installation and save time
- Durable crimp head design tested to 50,000 cycle life
- Cast in handle allows crimp head to be mounted in a bench vice*
- Large range from 6 ton to 15 ton offerings



CT-920CH

Part Number	Description	Compatible Panduit Benchtop	Compatible Panduit Portable	Compatible Dies and Adapters	Std. Pkg. Qty.
CT-2002CH	6 ton head and crimps #8 AWG – 500 kcmil copper code, #8 AWG – 373 kcmil copper flex, 10mm2 – 240 mm2 copper class 2 metric, 10mm2 – 95mm2 copper class 5f and 6f metric and Direct Burial Grounding connectors			CD-2001	
CT-980CH	* 6.2 ton head 4-point dieless indenter crimps #4 AWG – 750 kcmil copper code lugs and splices with the ability to take wire ranges and #4 AWG - 600 kcmil aluminum lugs and splices. *Not bench-mountable, hand held use only. Tool calibration solder slugs -10 pcs included (CG-980SS)	CT-902HP	CT-2902BPHP/ST	—	
CT-930LPCH	7.7 ton head and crimps #8 AWG – 750 kcmil copper code, #8 AWG – 535 kcmil copper flex, #6 AWG - 600 kcmil aluminum, 10mm2 – 400 mm2 copper class 2 metric, 10mm2 – 300mm2 copper class 5f and 6f metric, #10 AWG – 500 kcmil ferrules and #6 AWG - 250 kcmil copper code and Direct Burial Grounding connectors	CT-902HP-5K	—		
CT-920CH	12 ton head and crimps #8 AWG – 750 kcmil copper code, #8 AWG – 535 kcmil copper flex, #6 AWG - 600 kcmil aluminum, 10mm2 – 400 mm2 copper class 2 metric, 10mm2 – 300mm2 copper class 5f and 6f metric, #10 AWG – 500 kcmil ferrules and #6 AWG - 250 kcmil copper code and Direct Burial Grounding connectors			CD-920, CD-930	
CT-920CH/CV	12 ton head covered with PVC insulation crimps #8 AWG – 750 kcmil copper code, #8 AWG – 535 kcmil copper flex, #6 AWG - 600 kcmil aluminum, 10mm2 – 400 mm2 copper class 2 metric, 10mm2 – 300mm2 copper class 5f and 6f metric, #10 AWG – 500 kcmil ferrules and #6 AWG - 250 kcmil copper code Direct Burial Grounding connectors				1
CT-920CH/CCP	12-ton 3-in-1, Crimp, Cut & Punch Universal Crimp head. Crimps Panduit copper compression lugs and splices from: 8 AWG - 750 kcmil copper Code, 8 AWG - 646 kcmil copper flex, metric 10 mm2 - 400 mm2 Class 2r and 10mm2 - 300mm2 Class 5f & 6f , 6 AWG - 600 kcmil aluminum wire. Crimps full range of Panduit copper CTAPF, CTAP, HTCT taps and direct burial GCE grounding connectors up to 1/0 AWG. Crimps large wire ferrules up to 500 kcmil	CT-902HP	CT-2902BPHP/ST	CD-920, CD-930 , UA12ID, CD-920-PDA, CD-2001-PDA	
CT-940CH	15 ton head and crimps #8 AWG – 1000 kcmil copper code, #8 AWG – 777 kcmil copper flex, #6 AWG - 1000 kcmil aluminum, 10mm2 – 630 mm2 copper class 2 metric, 10mm2 – 300mm2 copper class 5f and 6f metric, #10 AWG – 500 kcmil ferrules and #6 AWG - 250 kcmil copper code and Direct Burial Grounding connectors			CD-920, CD-930, CD-940, CD-940-DAPT, CD-940-920DA	
CT-940CH/BJO	15 ton 90 deg pivoting head and crimps #8 AWG – 1000 kcmil copper code, #8 AWG – 777 kcmil copper flex, #6 AWG - 1000 kcmil aluminum, 10mm2 – 630 mm2 copper class 2 metric, 10mm2 – 300mm2 copper class 5f and 6f metric, #10 AWG – 500 kcmil ferrules and #6 AWG - 250 kcmil copper code and Direct Burial Grounding connectors			CD-920, CD-930, CD-940, CD-940-DAPT	

CD-920 Crimping Dies

- Color-coded for easy matching to color-coding marked on connectors
- Embosses die index number on connector barrels for post crimp inspection
- Part number permanently marked on crimping die for easy identification
- Provides circumferential crimp results in terminations with premium electrical and mechanical performance
- Nest/Indenter Crimp Dies for Class 5f & 6f Terminations with Panduit Metric Compression Lugs



CD-920

Part Number	Used to Install Panduit Compression Lug and Splice Sizes							Std. Pkg. Qty.
	Copper Die Color and Die No.	Copper Code Conductor Size	Copper Code and Flex Conductor Size for LCAX, LCBX LCDX, LCCX	Copper Flex Conductor Size for LCAF, LCCF, SCSF	Copper Metric Class 2R Conductor Size	Aluminum Die Color and Die No.	Aluminum Code Conductor Size	
CD-920-8	Red P21	#8 AWG	#8 AWG	#8 AWG	10mm ²	—	—	1
CD-920-6	Blue P24	#6 AWG	#6 AWG	#6 AWG	16mm ²	—	—	
CD-920-4	Gray P29	#4 AWG STR #3 AWG STR #2 AWG SOL	#4 AWG #5, #4, #3 AWG DLO flex	#4 AWG	25mm ² 35mm ²	Gray P29	#6 AWG	
CD-920-2	Brown P33	#2 AWG	#2 AWG	#2 AWG	—	—	—	
CD-920-1	Green P37	#1 AWG	#1 AWG	—	50mm ²	Green P37	#4 AWG	
CD-920-1/0	Pink P42	1/0 AWG	1/0 AWG	#1 AWG	—	Pink P42	#2 AWG	
CD-920-2/0	Black P45	2/0 AWG	2/0 AWG	1/0 AWG	70mm ²	Gold P45	#1 AWG	
CD-920-3/0	Orange P50	3/0 AWG	3/0 AWG	2/0 AWG	—	Tan P50	1/0 AWG	
CD-920-4/0	Purple P54	4/0 AWG	4/0 AWG	3/0 AWG	95mm ²	Olive P54	2/0 AWG	
CD-920-250	Yellow P62	250 kcmil	250 kcmil flex 262 kcmil flex	4/0 AWG	120mm ²	Ruby P62	3/0 AWG	
CD-920-300	White P66	300 kcmil	—	250 kcmil 262 kcmil	150mm ²	White P66	4/0 AWG	
CD-920-350	Red P71	350 kcmil	300 kcmil flex 313 kcmil flex	300 kcmil 313 kcmil	—	Red P71	250 kcmil	
CD-920-400	Blue P76	400 kcmil	350 kcmil flex 373 kcmil flex	350 kcmil 373 kcmil	185mm ²	Blue P76	300 kcmil	
CD-920-500	Brown P87	500 kcmil	444 kcmil flex 450 kcmil flex	444 kcmil 450 kcmil	240mm ²	Brown P87	350 kcmil	
CD-920-600	Green P94	600 kcmil	—	—	300mm ²	Green P94	400 kcmil	
CD-920-500A	P99	500 kcmil	500 kcmil flex 535 kcmil flex 600 kcmil flex	500 kcmil 535 kcmil	—	Pink P99	500 kcmil	
CD-920-750	Black P106	750 kcmil	—	646 kcmil	400mm ²	Black P106	600 kcmil	

See tool charts on pages 22-63 for selection of crimping dies and number of crimps used with specific tool and connector combinations.

(continued on next page)

CD-920 Crimping Dies *(continued)*

Nest Die Part Number	Used to Install class 5f and 6f Stranded Metric Conductor for Panduit Metric Compression Lugs and Splices				
	Indenter Die Part Number	Indenter Die Index Number	Nest Die Color and Index Number	Copper Metric Class 5f/6f Conductor Size LCMA, LCMD, SCMS	Copper Metric Class 5f/6f Conductor Size LCMB, LCMC
CD-920-4NEST	CDI-920-10	1	Gray P29	10mm ² , 16mm ²	—
CD-920-1/ONEST	CDI-920-24	2	Pink P42	25mm ²	—
CD-920-3/ONEST	CDI-920-24	2	Orange P50	35mm ² , 50mm ²	—
CD-920-250NEST	CDI-920-48	4	Yellow P62	70mm ²	70mm ²
CD-920-400NEST	CDI-920-48	4	Blue P76	95mm ² , 120mm ² , 150mm ²	95mm ² , 120mm ² , 150mm ²
CD-920-500NEST	CDI-920-48	4	Brown P87	185mm ²	185mm ²
CD-920-750NEST	CDI-920-60	6	Black P106	240mm ²	240mm ²
CD-920-300MXNST	CDI-920-60	6	P32	300mm ² (Class 5f only)	300mm ² (Class 5f only)



CD-920NEST

Part Number	Used to Install Panduit Tap Part Numbers		Std. Pkg. Qty.
	Copper Die Color and Die No.	Copper Tap	
CD-920H-6	Orange PH6	HTCT6X-6X-1	1
CD-920H-2	Brown PH2	HTCT2-2-1	
CD-930H-250	Purple PH25	HTCT250-2-1, HTCT250-250-1	
CD-920-BG	PBG	CTAP4-8-L, CTAP4-6-L, CTAP4-4-L	
CD-920-C	PC	CTAP2-4-Q, CTAP2-2-X	
CD-920C-500	P500	CTAPR500-2/0, CTAPR500-250, CTAPR500-500	
CD-920-D3	PD3	CTAP4/0-2-X, CTAP4/0-2/0-X, CTAP4/0-4/0-X	
CD-920-O	PO	CTAP2/0-2-X, CTAP2/0-2/0-X	



CD-920

See tool charts on pages 22-63 for selection of crimping dies and number of crimps used with specific tool and connector combinations.

Part Number	Used to Install StructuredGround™ Direct Burial Grounding Connector Part Numbers		Std. Pkg. Qty.
	Copper Die Color and Die No.	Copper Tap	
CD-930G-1/0	Red PG10	GCE1/0-1/0, GCC6X61/0-1/0	1
CD-930G-250	Black PG25	GCE250-1/0, GCE250-250, GCC6X6250-1/0, GCC6X6250-250, GPC4H250-2	
CD-930G-500	Blue PG50	GCE500-1/0, GCE500-250, GCC6X6500-1/0, GCC6X6500-250	
CD-940G-500 crimp die	Yellow PG55	GCE500-500	



CD-930G

See tool charts on pages 22-63 for selection of crimping dies and number of crimps used with specific tool and connector combinations.

CD-940 Crimping Dies

Part Number	Used to Install Panduit Compression Lug and Splice Sizes							Std. Pkg. Qty.
	Copper Die Color and Die No.	Copper Code Conductor Size	Copper Code and Flex Conductor Size for LCAX, LCBX LCDX, LCCX	Copper Flex Conductor Size for LCAF, LCCF, SCSF	Copper Metric Class 2R Conductor Size	Aluminum Die Color and Die No.	Aluminum Code Conductor Size	
CD-940-750	Black P106	750 kcmil	—	646 kcmil	400mm ²	—	—	1
CD-940-800	Orange P107	800 kcmil	—	777 kcmil	—	—	—	
CD-940-1000	White P125	1000 kcmil	—	—	500mm ² 630mm ²	—	—	
CD-940-750X	Yellow P115	—	777.7 kcmil flex	—	—	—	—	
CD-940-750A	—	—	—	—	—	Red P125	750 kcmil	
CD-940-800A	—	—	—	—	—	Gray P140	800 kcmil	
CD-940-1000A	—	—	—	—	—	Brown P161	1000 kcmil	
CD-940-1250	Yellow P140	1250 kcmil	—	—	—	—	—	
CD-940-1500	Green P150	1500 kcmil	—	—	—	—	—	

See tool charts on pages 22-63 for selection of crimping dies and number of crimps used with specific tool and connector combinations.



CD-940

Part Number	Description	Std. Pkg. Qty.
CD-940-DA	Die adapter for CD-920 and CD-930 dies to be compatible with CT-2940/STBT tool	1
CD-940-920DA	Die adapter for CD-920 and CD-930 dies to be compatible with CT-940CH and CT-2940/ST tools	
CD-940-DAPT	Die adapter for CD-940 dies (Normally included with CT-2940/ST and CT-940CH tools)	



CD-940-DA



CD-940-920DA



CD-940-DAPT

CD-2001 Crimping Dies

- Color-coded to provide easy matching to color-coding marked on connectors
- Embosses die index number on connector barrels to provide post crimp inspection
- Part number permanently marked on crimping die for easy identification
- Die adapters for CD-2001, dies included with CT-3001/ST and CT-3001/CCP series tools
- CD-2001 dies provide a circumferential crimp results in terminations with premium electrical and mechanical performance

Part Number	Terminates Panduit Copper Lugs and Splices	Copper Code Conductor Size	Copper Code and Flex Conductor Size for LCAX, LCBX, LCDX, LCCX	Copper Metric Class 2R Conductor Size	Copper Metric Class 5f & 6f Conductor Size	Std. Pkg. Qty.
	Copper Die Color and Die No.					
CD-2001-8-SET	Red P21	#8 AWG	#8 AWG	10mm ²	10mm ² 16mm ²	1
CD-2001-6-SET	Blue P24	#6 AWG	#6 AWG	16mm ²	—	
CD-2001-4-SET	Gray P29	#4 AWG STR #3 AWG STR #2 AWG SOL	#4 AWG #5, #4, #3 AWG DLO flex	25mm ² 35mm ²	25mm ²	
CD-2001-2-SET	Brown P33	#2 AWG	#2 AWG	—	35mm ²	
CD-2001-1-SET	Green P37	#1 AWG	#1 AWG	50mm ²	50mm ²	
CD-2001-1/0-SET	Pink P42	1/0 AWG	1/0 AWG	—	—	
CD-2001-2/0-SET	Black P45	2/0 AWG	2/0 AWG	70mm ²	70mm ²	
CD-2001-3/0-SET	Orange P50	3/0 AWG	3/0 AWG	—	95mm ²	
CD-2001-4/0-SET	Purple P54	4/0 AWG	4/0 AWG	95mm ²	—	
CD-2001-250-SET	Yellow P62	250 kcmil	250 kcmil flex 262 kcmil flex	120mm ²	—	
CD-2001-300-SET	White P66	300 kcmil	—	150mm ²	—	
CD-2001-350-SET	Red P71	350 kcmil	300 kcmil flex 313 kcmil flex	—	—	
CD-2001-400-SET	Blue P76	400 kcmil	350 kcmil flex 373 kcmil flex	185mm ²	—	
CD-2001-500-SET	Brown P87	500 kcmil	—	240mm ²	—	



CD-2001



KC22-600B

(continued on next page)

CD-2001 Crimping Dies *(continued)*

Part Number	Copper Die Color and Die No.	Copper Tap	No. of Crimps	Std. Pkg. Qty.
CD-2001-8-SET	Red P21	CTAPF10-16-C	1	1
CD-2001-6-SET	Blue P24	CTAPF8-12-C		
CD-2001-4-SET	Gray P29	CTAPF6-12-C		
CD-2001-2-SET	Brown P33	CTAPF4-12-C	2	
CD-2001-1-SET	Green P37	CTAPF3-12-C		
CD-2001-1/0-SET	Pink P42	CTAPF2-12-C		
CD-2001-2/0-SET	Black P45	CTAPF1-12-C	3	
CD-2001-3/0-SET	Orange P50	CTAPF1/0-12-L		
CD-2001-4/0-SET	Purple P54	CTAPF2/0-12-Q		
CD-2001-250-SET	Yellow P62	CTAPF3/0-12-Q	1	
CD-2001-BG-SET	PBG	CTAP4-8-L		
	PBG	CTAP4-6-L		
	PBG	CTAP4-4-L		
CD-2001-C-SET	P-C	CTAP2-4-Q	2	
	P-C	CTAP2-2-X		

See tool charts on pages 22-63 for selection of crimping dies and number of crimps used with specific tool and connector combinations.

CT-2600/L Battery Powered Hydraulic, 4 Ton, Crimping Tool

Crimp Die Inserts

Part Number	Description	Std. Pkg. Qty.
CD-2600-P8	Used with CT-2600/L and CT-2600/LINT to install P8 and P8-HT6 series large wire, high temperature, non-insulated ring terminals	1
CD-2600-P6	Used with CT-2600/L and CT-2600/LINT to install P6 and P6-HT6 series large wire, high temperature, non-insulated ring terminals	
CD-2600-P4	Used with CT-2600/L and CT-2600/LINT to install P4 and P4-HT6 series large wire, high temperature, non-insulated ring terminals	
CD-2600-P2	Used with CT-2600/L and CT-2600/LINT to install P2 and P2-HT6 series large wire, high temperature, non-insulated ring terminals	
CD-2600-PV8	Used with CT-2600/L and CT-2600/LINT to install PV8 and PK8 series large wire, vinyl and KYNAR** insulated ring terminals	
CD-2600-PV6	Used with CT-2600/L and CT-2600/LINT to install PV6 and PK6 series large wire, vinyl and KYNAR** insulated ring terminals	
CD-2600-PV4	Used with CT-2600/L and CT-2600/LINT to install PV4 and PK4 series large wire, vinyl and KYNAR** insulated ring terminals	
CD-2600-PV2	Used with CT-2600/L and CT-2600/LINT to install PV2 and PK2 series large wire, vinyl and KYNAR** insulated ring terminals	



CT-2600/L

**KYNAR is a registered trademark of Atofina Chemicals, Inc.

Die Adapter for CT-3001/ST-DA Crimp Tools

Part Number	Description	Std. Pkg. Qty.
CD-3001/ST-DA	Die Adapter for CD-2001 Type Dies used in CT-3001/ST Tools (Normally included with CT-3001/ST series tools)	1



CD-3001/ST-DA

KA4 Crimping Dies

- Color-coded to provide easy matching to color-coding marked on connectors
- Embosses die index number on connector barrels to provide post crimp inspection
- Part number permanently marked on crimping die for easy identification
- Provide hex style crimp results in terminations with premium electrical and mechanical performance

Part Number	Aluminum Lugs and Splices		Std. Pkg. Qty.
	Conductor Size	Die Color	
KA4-6	#6 AWG	Gray	1
KA4-4	#4 AWG	Green	
KA4-2	#2 AWG	Pink	
KA4-1	#1 AWG	Gold	
KA4-1/0	1/0 AWG	Tan	
KA4-2/0	2/0 AWG	Olive	



KA4

See tool charts on page 56 for selection of crimping dies and number of crimps used with specific tool and connector combinations.

KA22 Crimping Dies

- Color-coded to provide easy matching to color-coding marked on connectors
- Embosses die index number on connector barrels to provide post crimp inspection
- Part number permanently marked on crimping die for easy identification
- Provide hex style crimp results in terminations with premium electrical and mechanical performance

Terminates Panduit LAA, LAB and SA Aluminum Lugs and Splices			Std. Pkg. Qty.
Part Number	Conductor Size	Die Color	
KA22-6	#6 AWG	Gray	1
KA22-4	#4 AWG	Green	
KA22-2	#2 AWG	Pink	
KA22-1	#1 AWG	Gold	
KA22-1/0	1/0 AWG	Tan	
KA22-2/0	2/0 AWG	Olive	
KA22-3/0	3/0 AWG	Ruby	
KA22-4/0	4/0 AWG	White	
KA22-250	250 kcmil	Red	
KA22-300	300 kcmil	Blue	
KA22-350	350 kcmil	Brown	



KA22

KC22 and KA22 dies provide hex style crimps, requires UA22 die adapter for use in CT-3001/CCP series tools see page 5
See tool charts on page 56 for selection of crimping dies and number of crimps used with specific tool and connector combinations.

KC Hex Style Crimping Dies

- Color-coded to provide easy matching to color-coding marked on connectors
- Embosses die index number on connector barrels to provide post crimp inspection
- Part number permanently marked on crimping die for easy identification
- Provide hex style crimp results in terminations with premium electrical and mechanical performance

KC4 Series

Part Number	Copper Code Lugs and Splices		Std. Pkg. Qty.
	Conductor Size	Die Color	
KC4-8	#8 AWG	Red	1
KC4-6	#6 AWG	Blue	
KC4-4	#4 AWG	Gray	
KC4-2	#2 AWG	Brown	
KC4-1	#1 AWG	Green	
KC4-1/0	1/0 AWG	Pink	
KC4-2/0	2/0 AWG	Black	
KC4-3/0	3/0 AWG	Orange	
KC4-4/0	4/0 AWG	Purple	
KC4-250	250 kcmil	Yellow	
KC4-300	300 kcmil	White	



KC4

See tool charts on pages 22-63 for selection of crimping dies and number of crimps used with specific tool and connector combinations.

KC22 Series

Part Number	Conductor Size	Die Color	Std. Pkg. Qty.
KC22-8	#8 AWG	Red	1
KC22-6	#6 AWG	Blue	
KC22-4	#4 AWG	Gray	
KC22-2	#2 AWG	Brown	
KC22-1	#1 AWG	Green	
KC22-1/0	1/0 AWG	Pink	
CD22-2/0	2/0 AWG	Black	
CD22-3/0	3/0 AWG	Orange	
KC22-4/0	4/0 AWG	Purple	
KC22-600B	600 kcmil	Green	



KC22

For use with A Series Battery Cable Lugs.

UA Die Adapters

UA12ID Dieless Indenter Adapter Used in CT-2920/CCP Series and CT-920CH/CCP tools			
Used to install Panduit Compression Lug and Splice Sizes			
Part Number	Copper Code Conductor Size	Aluminum Code Conductor Size	Std. Pkg. Qty.
UA12ID	—	—	1
	—	#6 AWG	
	#4 AWG STR #3 AWG STR #2 AWG SOL	#4 AWG	
	#2 AWG	#2 AWG	
	#1 AWG	#1 AWG	
	1/0 AWG	1/0 AWG	
	2/0 AWG	2/0 AWG	
	3/0 AWG	3/0 AWG	
	4/0 AWG	4/0 AWG	
	250 kcmil	250 kcmil	
	300 kcmil	300 kcmil	
	350 kcmil	350 kcmil	
	400 kcmil	400 kcmil	
	500 kcmil	500 kcmil	
	600 kcmil	600 kcmil	
750 kcmil	—		




UA12ID

See tool charts on pages 22-63, for selection of crimping dies and number of crimps used with specific tool and connector combinations.

Die Adapters for CT-2920/CCP series and CT-920CH/CCP tools

Part Number	Description	Std. Pkg. Qty.
UA12TKL	Adapter for CD-920 and CD-930 dies for CT-2920/CCP & CT-920CH/CCP tools (Normally included with tool)	1



UA12TKL

Part Number	Description	Std. Pkg. Qty.
UA22	Die Adapter for KC-22 & KA-22 Type Dies used in CT-3001/CCP Tools	1



UA22

Punch Drive Adapter Accessories*

Part Number	Description	Std. Pkg. Qty.	Use with Tools	
			CT-3001/CCP	CT-2920/CCP CT-920CH/CCP
CD-2001-PDA	Punch Drive Adapter, 2" Max. Conduit Dia. Punch	1	X	—
CD-920-PDA	Punch Drive Adapter, 4" Max. Conduit Dia. Punch		—	X



CD-920-PDA

*Can be used with Greenlee Standard Slug-Buster® and Slug-Splitter punches.

Die Adapter for UAM Tools for UC Cutting Blades

Part Number	Description	Std. Pkg. Qty.
UAM	Adapter for UC40 and UCACSR Cutting Blades used in CT-3001/CCP Tools	1



UAM

Die Adapter for UAW crimp tools

Part Number	Description	Std. Pkg. Qty.
UAW	Die Adapter for CD-2001 Type Dies used in CT-3001/CCP Tools (Normally included with CT-3001/CCP series tool)	1



UAW

Wire Cutter Blades

Part Number	Description	Use with Tools		Std. Pkg. Qty.
		CT-3001/CCP*	CT-2920/CCP CT-920CH/CCP	
UC26	Cutter Blades Aluminum & Copper wire 1.02" (26mm) Dia. Capacity	—	X	1
UC40	Cutter Blades Aluminum & Copper wire 1.57" (40mm) Dia. Capacity for CT-2920CCP and CT-920CH/CCP, 0.98" (26mm) Dia. Capacity with CT-3001/CCP	X	X	
UCACSR	Cutter Blades for: 954 kcmil ACSR (Cardinal), 5/8" Standard Guy Strand, 1/2" EHS Guy Strand, 1/2" Ground Rod, 1/2" Rebar (Schedule 60)	X	X	



UC26



UC40



UCACSR

*CT-3001/CCP series tools requires UAM adapter sold separately to accommodate cutter blades.

Cutting Blade and Punch Driver Accessories

Cutting Blade Accessories for Rod

Part Number	Description	Use with Tools		Std. Pkg. Qty.
		CT-3001/CCP	CT-2920/CCP CT-920CH/CCP	
UCUNC14	Cutter blades for 1/4" threaded rod	X	X	1
UCUNC38	Cutter blades for 3/8" threaded rod	X	X	
UCUNC12	Cutter blades for 1/2" threaded rod	X	X	
UCM5	M5 Threaded Rod Cutter Blade	X	X	
UCM6	M6 Threaded Rod Cutter Blade	X	X	
UCM8	M8 Threaded Rod Cutter Blade	X	X	
UCM10	M10 Threaded Rod Cutter Blade	X	X	
UCM12	M12 Threaded Rod Cutter Blade	X	X	



UCUNC12

(continued on next page)

Cable Stripping Tools for Large Cable Sizes

- Provides safe and easy stripping of cable insulation for cables 3/16" to 1 9/16" diameter
- Cutting blade provides circular, spiral, and in-line insulation cutting
- Spiral cut mode, tough/hard insulations peel off easily
- In-line cut mode for use with softer insulation like neoprene
- Unique blade profile for long life, low friction stripping of difficult insulations like rubber and silicon
- Cutting blade easily adjusts to proper height to cut insulation without nicking conductor strands
- Ergonomic shape for safe comfortable use
- Compact design
- Easy-fit replacement blade, one spare blade included with tool

Part Number	Wire Range (O.D.)	Description	Std. Pkg. Qty.
CST114-157	0.18" – 1.57"	Cable stripping tool for stripping insulation from cables 3/16" to 1 9/16" diameter. Includes replacement cutting blade. Warranty: 90 days	1
CST114-157B	—	Blade replacement kit for CST114-157 cable stripping tool	



Cable Cutting Tools

- Designed with optimal force transmission ratio and stepwise cutting to allow for one-hand operation
- Ergonomically formed, soft handle grips provide easy operation without fatigue
- All parts made of high-tempered special steel; blades and stressed parts are specially tempered or hardened for long term durability
- Not for use with steel and ASCR cable

Part Number	Description	Std. Pkg. Qty.
CCT-340	Ratchet cable cutting tool cuts both copper and aluminum solid code and stranded flex cables (AL & CU cable to 1000MCM) up to 2-1/32" (52mm) diameter. Approximate dimensions 14" (356mm) x 5-1/2" (140mm) x 1" (25.4mm). Tool weight 29.6 oz. (840 g). Warranty: 1 year	1
CCT-620	Ratchet cable cutting tool cuts both copper and aluminum solid code cables (AL cable to 600MCM and CU cable to 500MCM) from 1/4" (6mm) to 1" (25mm) and stranded flex cables from 1/4" (6mm) to 1-1/4" (32mm) diameter. Approximate dimensions 10" (254mm) x 3-3/4" (95mm) x 1" (25.4mm). Tool weight 21 oz. (600 g). Warranty: 1 year	



Notes

Tool Chart for Compression Power Connectors Type S-Series

Panduit Part Number	Std. Wire Size	Wire Strip Length (in.)	Cable Classes	CT-1700 ^①	CT-720	CT-2600/L CT-2600/LINT CT-2600/LUK CT-2600/LAUS CT-2600/TO CT-2600/LBT	A See Tool List Below	B See Tool List Below	C See Uni-Die™ Dieless Tools Below	CT-3980 CT-3980/INT CT-3980/UK CT-3980/AUS CT-3980/TO CT-3980/BT Uni-Die™ Dieless Tool
				Die Part Number/Color Code and Die Index Number / (Number Of Crimps)						
S8	#8 AWG	7/16	Stranded Copper; Class B Compact, Compressed or Concentric, Class C: Concentric	P21 (2)	CD-720-1 P21 (1)	KC4-8 Red (1)	CD-2001-8-SET Red P21 (1)	CD-920-8 P21 (1)	—	STD (1)
S6	#6 AWG	1/2		P24 (2)	CD-720-1 P24 (1)	KC4-6 Blue (1)	CD-2001-6-SET Blue P24 (1)	CD-920-6 P24 (1)	—	STD (1)
S4	#4 AWG	1/2		P29 (2)	CD-720-1 P29 (1)	KC4-4 Gray (1)	CD-2001-4-SET Grey P29 (1)	CD-920-4 P28 (1)	STD (1)	STD (1) #4 AWG STR, #2 AWG SOL
S2	#2 & #1 AWG	5/8		P37 (3)	CD-720-2 P37 (1)	KC4-2 Brown (1)	CD-2001-1-SET Green P37 (1)	CD-920-1 P37 (1)	STD (1)	STD (1)
S1/0	1/0 AWG	5/8		—	CD-720-2 P42 (1)	KC4-1/0 Pink (1)	CD-2001-1/0-SET Pink P42 (1)	CD-920-1/0 P42 (1)	STD (1)	STD (1)
S2/0	2/0 AWG	11/16		—	CD-720-2 P45 (2)	KC4-2/0 Black (2)	CD-2001-2/0-SET Black P45 (2)	CD-920-2/0 P45 (1)	STD (1)	STD (1)
S3/0	3/0 AWG	7/8		—	CD-720-2 P50 (2)	KC4-3/0 Orange (2)	CD-2001-3/0-SET Orange P50 (2)	CD-920-3/0 P50 (1)	STD (1)	STD (1)
S4/0	4/0 AWG	15/16		—	CD-720-3 P54 (2)	KC4-4/0 Purple (2)	CD-2001-4/0-SET Purple P54 (2)	CD-920-4/0 P54 (1)	STD (1)	STD (1)
S250	250 kcmil	1 1/16		—	CD-720-3 P62 (2)	KC4-250 Yellow (2)	CD-2001-250-SET Yellow P62 (2)	CD-920-250 P62 (1)	STD (1)	STD (1)

^①The CT-1700 crimp die pockets are integrated into the tool frame

^③C CD-920 dies can be used with CT-940CH, CT-940CH/BJO and CT-2940 tools with die adapter

*CD-920 dies can be used with CT-940CH, CT-2940 and EP-610H tools with Panduit or Huskie PU-15 die adapters. Huskie tools used with Panduit CD-920 dies

**Cembre tools used with Panduit CD-920 dies

Huskie tools used with Panduit CD-920 dies

A CT-2001, CT-2001/L, CT-2001/LE, CT-2002, CT-2002/L, CT-2002CH, CT-3001, CT-3001/E, CT-3001/ST, CT-3001/STINT, CT-3001/STUK, CT-3001/STAUS, CT-3001/TO, CT-3001/STBT, CT-3001/CCP, CT-3001/CCPINT, CT-3001/CCPUK, CT-3001/CCPAUS, CT-3001/CCPTO, CT-3001/CCPBT

B CT-920, CT-920/CV, CT-920CH, CT-920CH/CV, CT-920CH/CCP, CT-930, CT-930CH, CT-930LPC, CT-940CH^③, CT-940CH/BJO^③, CT-2920, CT-2920/CCP, CT-2920/CCPINT, CT-2920/CCPUK, CT-2920/CCPAUS, CT-2920/CCPTO, CT-2920/CCPBT, CT-2930, CT-2930/L, CT-2930/LE, CT-2931, CT-2931/ST, CT-2931/STINT, CT-2931/STUK, CT-2931/STAUS, CT-2931/TO, CT-2931/STBT, CT-2931/STCV, CT-2931/STCVINT, CT-2931/STCVUK, CT-2931/STCVAUS, CT-2931/CVTO, CT-2940^③, CT-2940/L^③, CT-2940/LE^③, CT-2940/ST^③, CT-2940/STINT^③, CT-2940/STUK^③, CT-2940/STAUS^③, CT-2940/TO^③, CT-2940/STBT^③

C CT-980, CT-980CH, CT-980LPC, CT-2950, CT-2980, CT-2980/L, CT-2980/LE, CT-2980/ST, CT-2980/STINT, CT-2980/STUK, CT-2980/STAUS, CT-2980/TO, CT-2980/STBT, CT-2981

(continued on next page)

Tool Chart for Compression Power Connectors Type S-Series *(continued)*

Panduit Part Number	Huskie Tool Part Number		Cembre** Tool Part Number	WEZAG / SCHLEUNIGER Tool Part Number		PICO Tool Part Number			
	EP-510HCSC (7.8 Ton) EP-510HC (14 Ton) EP-610H* (15 Ton)	EP-750HA (6.2 Ton) EP-750A	HT131-C HT-131LN-C RHC 131LN B 131-C B 131-C-KV B 131LN-C B 131-UC (14.6 Ton Hyd.)	WEZAG UP60 (7.5 ton) SCHLEUNIGER CT60	WEZAG UP65 (17.5 Ton) SCHLEUNIGER CT65	PICO P-400 P-400-BHD-RA, P-400-B-1-RA, P-400-BEC-RA, P-400-B-1EC-RA		PICO P-500 P-500-D-1-RA-P P-500-D-1EC-RA-P	
						Die Part Number/Color Code and Die Index Number / (Number Of Crimps)	Adapter 1481-03034	Adapter 1481-05010	Die Indenter
S8	CD-920-8 Red P21 (1)	—	CD-920-8 Red P21 (1)	CD-2001-8-SET Red P21 (1)	CD-920-8 Red P21 (1)	P-414DA-6NIT-B.150	P-19619	P-514DA-6NIT-B.150	P-19623
S6	CD-920-6 Blue P24 (1)	—	CD-920-6 Blue P24 (1)	CD-2001-6-SET Blue P24 (1)	CD-920-6 Blue P24 (1)	P-414DA-6NIT-B.150	P-19619	P-514DA-6NIT-B.150	P-19623
S4	CD-920-4 Grey P29 (1)	STD (1)	CD-920-4 Grey P29 (1)	CD-2001-4-SET Grey P29 (1)	CD-920-4 Grey P29 (1)	P-414DA-4NIT-B.170	P-19620	P-514DA-4NIT-B.170	P-19624
S2	CD-920-1 Green P37 (1)	STD (1)	CD-920-1 Green P37 (1)	CD-2001-1-SET Green P37 (1)	CD-920-1 Green P37 (1)	P-414DA-1/0NIT-B.240	P-19621	P-514DA-1/0NIT-B.240	P-19625
S1/0	CD-920-1/0 Pink P42 (1)	STD (1)	CD-920-1/0 Pink P42 (1)	CD-2001-1/0-SET Pink P42 (1)	CD-920-1/0 Pink P42 (1)	P-414DA-1/0NIT-B.240	P-19621	P-514DA-1/0NIT-B.240	P-19625
S2/0	CD-920-2/0 Black P45 (1)	STD (1)	CD-920-2/0 Black P45 (1)	CD-2001-2/0-SET Black P45 (2)	CD-920-2/0 Black P45 (1)	P-414DA-2/0NIT-B.360	P-19622	P-514DA-2/0NIT-B.360	P-19626
S3/0	CD-920-3/0 Orange P50 (1)	STD (1)	CD-920-3/0 Orange P50 (1)	CD-2001-3/0-SET Orange P50 (2)	CD-920-3/0 Orange P50 (1)	—	—	P-514DA-3/0NIT-B.325	P-19627
S4/0	CD-920-4/0 Purple P54 (1)	STD (1)	CD-920-4/0 Purple P54 (1)	CD-2001-4/0-SET Purple P54 (2)	CD-920-4/0 Purple P54 (1)	—	—	P-514DA-4/0NIT-B.420	P-19628
S250	CD-920-250 Yellow P62 (1)	STD (1)	CD-920-250 Yellow P62 (1)	CD-2001-250-SET Yellow P62 (2)	CD-920-250 Yellow P62 (1)	—	—	P-514DA-250NIT-B.440	P-19629

Tool Chart for Compression Power Connectors Type LCAS, SCSS Series

Panduit Part Number L=Lug S=Splice	Std. Wire Size	Wire Strip Length (in.)	Cable Classes	CT-810	CT-1250	CT-1700 ^①	CT-720	CT-2600/L CT-2600/LINT CT-2600/LUK CT-2600/LAUS CT-2600/TO CT-2600/LBT	A See Tool List Below	B See Tool List Below
				Die Part Number/Color Code and Die Index Number/(Number of Crimps)						
LCAS8	#8 AWG	1/2	Stranded Copper; Class B Compact, Compressed or Concentric, Class C: Concentric	RED (1)	—	Red P21 (2)	CD-720-1 Red P21 (1)	KC4-8 Red (1)	CD-2001-8-SET RED P21 (1)	CD-920-8 Red P21 (1)
SCSS8		7/16		BLUE (1)	—	Blue P24 (2)	CD-720-1 Blue P24 (1)	KC4-6 Blue (1)	CD-2001-6-SET BLUE P24 (1)	CD-920-6 Blue P24 (1)
LCAS6	#6 AWG	9/16		GRAY (1)	—	Gray P29 (2)	CD-720-1 Gray P29 (1)	KC4-4 Gray (1)	CD-2001-4-SET GRAY P29 (1)	CD-920-4 Gray P29 (1)
SCSS6		7/16		BROWN (1)	—	Brown P33 (2)	CD-720-1 Brown P33 (1)	KC4-2 Brown (1)	CD-2001-2-SET BROWN P33 (1)	CD-920-2 Brown P33 (1)
LCAS4	#4 AWG	5/8		GREEN (1)	GREEN (1)	Green P37 (3)	CD-720-2 Green P37 (1)	KC4-1 Green (1)	CD-2001-1-SET GREEN P37 (1)	CD-920-1 Green P37 (1)
SCSS4		7/16		PINK (1)	PINK (1)	—	CD-720-2 Pink P42 (1)	KC4-1/0 Pink (1)	CD-2001-1/0-SET PINK P42 (1)	CD-920-1/0 Pink P42 (1)
LCAS2	#2 AWG	5/8		—	BLACK (2)	—	CD-720-2 Black P45 (2)	KC4-2/0 Black (2)	CD-2001-2/0-SET BLACK P45 (2)	CD-920-2/0 Black P45 (1)
SCSS2		9/16		—	—	—	CD-720-2 Orange P50 (2)	KC4-3/0 Orange (2)	CD-2001-3/0-SET ORANGE P50 (2)	CD-920-3/0 Orange P50 (1)
LCAS1	#1 AWG	11/16		—	PURPLE (2)	—	CD-720-3 Purple P54 (2)	KC4-4/0 Purple (2)	CD-2001-4/0-SET PURPLE P54 (2)	CD-920-4/0 Purple P54 (1)
SCSS1		3/4		—	—	—	CD-720-3 Yellow P62 (2)	KC4-250 Yellow (2)	CD-2001-250-SET YELLOW P62 (2)	CD-920-250 Yellow P62 (1)
LCAS1/0	1/0 AWG	3/4		—	—	—	—	—	—	—
SCSS1/0		11/16		—	—	—	—	—	—	—
LCAS2/0	2/0 AWG	3/4		—	—	—	—	—	—	—
SCSS2/0		3/4		—	—	—	—	—	—	—
LCAS3/0	3/0 AWG	7/8		—	—	—	—	—	—	—
SCSS3/0		3/4		—	—	—	—	—	—	—
LCAS4/0	4/0 AWG	1	—	—	—	—	—	—	—	
SCSS4/0		13/16	—	—	—	—	—	—	—	
LCAS250	250 kcmil	1-1/8	—	—	—	—	—	—	—	
SCSS250		1-1/16	—	—	—	—	—	—	—	

①The crimp die pockets are integrated into the tool frame
 ②Half width dies
 ③CD-920 dies can be used with CT-940CH, CT-940CH/BJO and CT-2940 tools with die adapter
 ④Minimum size: #4 AWG lugs and splices

- A** CT-2001, CT-2001/L, CT-2001/LE, CT-2002, CT-2002/L, CT-2002CH, CT-3001, CT-3001/E, CT-3001/ST, CT-3001/STINT, CT-3001/STUK, CT-3001/STAUS, CT-3001/TO, CT-3001/CCP, CT-3001/CCPINT, CT-3001/CCPUK, CT-3001/CCPAUS, CT-3001/CCPTO, CT-3001/STBT
- B** CT-920, CT-920/CV, CT-920CH, CT-920CH/CV, CT-920CH/CCP, CT-930, CT-930CH, CT-930LPCH^⑦, CT-940CH^③, CT-940CH/BJO^③, CT-2920, CT-2920/CCP, CT-2920/CCPINT, CT-2920/CCPUK, CT-2920/CCPAUS, CT-2920/CCPTO, CT-2920/CCPBT, CT-2930, CT-2930/L, CT-2930/LE, CT-2931, CT-2931/ST, CT-2931/STINT, CT-2931/STUK, CT-2931/STAUS, CT-2931/TO, CT-2931/STBT, CT-2931/STCV, CT-2931/STCVINT, CT-2931/STCVUK, CT-2931/STCVAUS, CT-2931/CVTO, CT-2940^③, CT-2940/L^③, CT-2940/LE^③, CT-2940/ST^③, CT-2940/STINT^③, CT-2940/STUK^③, CT-2940/STAUS^③, CT-2940/TO^③, CT-2940/STBT^③
- C** CT-980, CT-980CH, CT-980LPCH, CT-2950, CT-2980, CT-2980/L, CT-2980/LE, CT-2980/ST, CT-2980/STINT, CT-2980/STUK, CT-2980/STAUS, CT-2980/TO, CT-2980/STBT, CT-2981

(continued on next page)

Tool Chart for Compression Power Connectors Type LCAS SCSS Series *(continued)*

Panduit Part Number	CT-2920/CCP CT-2920/CCPINT CT-2920/CCPUK CT-2920/CCPAUS CT-2920/CCPTO CT-920CH/CCP, CT-2920CCPBT with UA121D Indenter Die	C See Uni-Die™ Dieless Tools Below	CT-3980 CT-3980/INT CT-3980/UK CT-3980/AUS CT-3980/TO, CT-3980/BT Uni-Die™ Dieless Tool	Thomas & Betts						
				TBM20S, TBM25S	TBM5	TBM6, TBM6S, TBM8, 25000	TBM12, 13642M	TBM15, TBM15I, TBM15BSCR	TBM8-750M-I, TBM8-750, TBM8-750BSCR, TBM750BSCR④	TBM14M, TBM14BSCR, BPLT14BSCR, 13100A
L=Lug S=Splice	Die Part Number/Color Code and Die Index Number/(Number of Crimps)									
LCAS8	—	—	STD (1)	Red 21 (2)	Red 21 (1)	Red 21 (1)	Red 21 (1)	Red 21 (1)	STD (1)	Red 21 (1)
SCSS8	—	—	—	—	—	—	—	—	—	—
LCAS6	—	—	STD (1)	Blue 24 (2)	Blue 24 (1)	Blue 24 (1)	Blue 24 (1)	Blue 24 (1)	STD (1)	Blue 24 (1)
SCSS6	—	—	—	—	—	—	—	—	—	—
LCAS4	STD (1)	(1)	STD (1) #4 AWG STR, #2 AWG SOL	Gray 29 (2)	Gray 29 (2)	Gray 29 (2)	Gray 29 (1)	Gray 29 (1)	STD (1)	Gray 29 (1)
SCSS4	—	—	—	—	—	—	—	—	—	—
LCAS2	STD (1)	(1)	STD (1)	Brown 33 (2)	Brown 33 (2)	Brown 33 (2)	Brown 33 (1)	Brown 33 (1)	STD (1)	Brown 33 (1)
SCSS2	—	—	—	—	—	—	—	—	—	—
LCAS1	*STD (1)	(1)	STD (1)	—	Green 37 (1)	Green 37 (1)	Green 37 (1)	Green 37 (1)	STD (1)	Green 37 (1)
SCSS1	—	—	—	—	—	—	—	—	—	—
LCAS1/0	STD (1)	(1)	STD (1)	—	Pink 42 (1)	Pink 42 (1)	Pink 42 (1)	Pink 42H② (2)*	STD (1)	Pink 42H② (2)
SCSS1/0	—	—	—	—	—	—	—	—	—	—
LCAS2/0	STD (1)	(1)	STD (1)	—	Black 45 (2)	Black 45 (2)	Black 45 (1)	Black 45 (1)	STD (1)	Black 45 (1)
SCSS2/0	—	—	—	—	—	—	—	—	—	—
LCAS3/0	STD (1)	(1)	STD (1)	—	Orange 50 (2)	Orange 50 (2)	Orange 50 (1)	Orange 50 (1)	STD (1)	Orange 50 (1)
SCSS3/0	—	—	—	—	—	—	—	—	—	—
LCAS4/0	STD (1)	(1)	STD (1)	—	Purple 54 (2)	Purple 54 (2)	Purple 54 (1)	Purple 54H② (2)*	STD (1)	Purple 54H② (2)
SCSS4/0	—	—	—	—	—	—	—	—	—	—
LCAS250	STD (1)	(1)	STD (1)	—	Yellow 62 (2)	Yellow 62 (2)	Yellow 62 (1)	Yellow 62 (1)	STD (1)	Yellow 62 (1)
SCSS250	—	—	—	—	—	—	—	—	—	—

①The crimp die pockets are integrated into the tool frame
 ②Half width dies
 ③CD-920 dies can be used with CT-940CH, CT-940CH/BJO and CT-2940 tools with die adapter
 ④Minimum size: #4 AWG lugs and splices

- A** CT-2001, CT-2001/L, CT-2001/LE, CT-2002, CT-2002/L, CT-2002CH, CT-3001, CT-3001/E, CT-3001/ST, CT-3001/STINT, CT-3001/STUK, CT-3001/STAU, CT-3001/TO, CT-3001/CCP, CT-3001/CCPINT, CT-3001/CCPUK, CT-3001/CCPAUS, CT-3001/CCPTO, CT-3001/STBT
- B** CT-920, CT-920/CV, CT-920CH, CT-920CH/CV, CT-920CH/CCP, CT-930, CT-930CH, CT-930LPCH⑦, CT-940CH③, CT-940CH/BJO③, CT-2920, CT-2920/CCP, CT-2920/CCPINT, CT-2920/CCPUK, CT-2920/CCPAUS, CT-2920/CCPTO, CT-2920/CCPBT, CT-2930, CT-2930/L, CT-2930/LE, CT-2931, CT-2931/ST, CT-2931/STINT, CT-2931/STUK, CT-2931/STAU, CT-2931/TO, CT-2931/STBT, CT-2931/STCV, CT-2931/STCVINT, CT-2931/STCVUK, CT-2931/STCVAUS, CT-2931/CVTO, CT-2940③, CT-2940/L③, CT-2940/LE③, CT-2940/ST③, CT-2940/STINT③, CT-2940/STUK③, CT-2940/STAU③, CT-2940/TO③, CT-2940/STBT③
- C** CT-980, CT-980CH, CT-980LPCH, CT-2950, CT-2980, CT-2980/L, CT-2980/LE, CT-2980/ST, CT-2980/STINT, CT-2980/STUK, CT-2980/STAU, CT-2980/TO, CT-2980/STBT, CT-2981

(continued on next page)

Tool Chart for Compression Power Connectors Type LCAS SCSS Series *(continued)*

Panduit Part Number	Burdny				Anderson	Penn-Union
	Y2MR, Y1MRTC, Y1MR	MY29	Y35, Y35BH, Y39, Y39BH, Y45, Y46, Y750, Y750-2, Y750BH, Y750BH-2, Y750HS, PAT750, BAT750, BAT35	Y644M, Y644HS, Y644MBH, PAT644, BAT644	VC6	TDY-1
L=Lug S=Splice	Die Part Number/Color Code and Die Index Number/(Number of Crimps)					
LCAS8	Red (2)	#8 (1)	U8CRT Red 49 (1)	—	—	—
SCSS8						
LCAS6	Blue (2)	#6 (1)	U5CRT Blue 7 (1)	STD (1)	STD (1)	—
SCSS6						
LCAS4	Grey (2)	#4 (1)	U4CRT Gray 8 (1)	STD (1)	STD (1)	STD (1)
SCSS4						
LCAS2	Brown (2)	#2 (1)	U2CRT Brown 10 (1)	STD (1)	STD (1)	STD (1)
SCSS2						
LCAS1	—	#1 (1)	U1CRT Green 11 (1)	STD (1)	STD (1)	STD (1)
SCSS1						
LCAS1/0	—	1/0 (1)	U25RT Pink 12 (1)	STD (1)	STD (1)	STD (1)
SCSS1/0						
LCAS2/0	—	2/0 (1)	U26RT Black 13 (1)	STD (1)	STD (1)	STD (1)
SCSS2/0						
LCAS3/0	—	3/0 (1)	U27RT Orange 14 (1)	STD (1)	STD (1)	STD (1)
SCSS3/0						
LCAS4/0	—	4/0 (1)	U28RT Purple 15 (1)	STD (1)	STD (1)	STD (1)
SCSS4/0						
LCAS250	—	250 (1)	U29RT Yellow 16 (1)	STD (1)	STD (2)	—
SCSS250						

①The crimp die pockets are integrated into the tool frame
 ②Half width dies
 ③CD-920 dies can be used with CT-940CH, CT-940CH/BJO and CT-2940 tools with die adapter
 ④Minimum size: #4 AWG lugs and splices

Tool Chart for Compression Power Connectors Type LCAS SCSS Series

Panduit Part Number	Greenlee	WEZAG / SCHLEUNIGER Tool Part Number		PICO Tool Part Number			
	1989	WEZAG UP60 SCHLEUNIGER CT60	WEZAG UP65 SCHLEUNIGER CT65	PICO P-400 P-400-BHD-RA, P-400-B-1-RA, P-400-BEC-RA, P-400-B-1EC-RA		PICO P-500 P-500-D-1-RA-P P-500-D-1EC-RA-P	
L=Lug S=Splice	Die Part Number/Color Code and Die Index Number/(Number of Crimps)						Locator
LCAS8	—	CD-2001-8-SET RED P21 (1)	CD-920-8 RED P21 (1)	P-414DA- 6NIT-B.150	P-19619	P-514DA- 6NIT-B.150	P-19623
SCSS8				—			
LCAS6	—	CD-2001-6-SET BLUE P24 (1)	CD-920-6 BLUE P24 (1)	P-414DA- 6NIT-B.150	P-19619	P-514DA- 6NIT-B.150	P-19623
SCSS6				—			
LCAS4	STD (1)	CD-2001-4-SET GRAY P29 (1)	CD-920-4 GRAY P29 (1)	P-414DA- 4NIT-B.170	P-19620	P-514DA- 4NIT-B.170	P-19624
SCSS4				—			
LCAS2	STD (1)	CD-2001-2-SET BROWN P33 (1)	CD-920-2 BROWN P33 (1)	—	—	—	—
SCSS2				—			
LCAS1	STD (1)	CD-2001-1-SET GREEN P37 (1)	CD-920-1 GREEN P37 (1)	—	—	—	—
SCSS1				—			
LCAS1/0	STD (1)	CD-2001-1/0-SET PINK P42 (1)	CD-920-1/0 PINK P42 (1)	P-414DA- 1/0NIT-B.240	P-19620	P-514DA- 4NIT-B.170	P-19624
SCSS1/0				—			
LCAS2/0	STD (1)	CD-2001-2/0-SET BLACK P45 (2)	CD-920-2/0 BLACK P45 (1)	P-414DA- 2/0NIT-B.360	P-19622	P-514DA- 2/0NIT-B.360	P-19626
SCSS2/0				—			
LCAS3/0	STD (1)	CD-2001-3/0-SET ORANGE P50 (2)	CD-920-3/0 ORANGE P50 (1)	—	—	P-514DA- 3/0NIT-B.325	P-19627
SCSS3/0				—		—	
LCAS4/0	STD (1)	CD-2001-4/0-SET PURPLE P54 (2)	CD-920-4/0 PURPLE P54 (1)	—	—	P-514DA- 4/0NIT-B.420	P-19628
SCSS4/0				—		—	
LCAS250	Yellow (2)	CD-2001-250-SET YELLOW P62 (2)	CD-920-250 YELLOW P62 (1)	—	—	P-514DA- 250NIT-B.440	P-19629
SCSS250				—		—	

- ①The crimp die pockets are integrated into the tool frame
- ②Half width dies
- ③CD-920 dies can be used with CT-940CH, CT-940CH/BJO and CT-2940 tools with die adapter
- ④Minimum size: #4 AWG lugs and splices

Tool Chart for Compression Power Connectors Type LCA, LCA, LCDN, SCS Series

Panduit Part Number L=Lug S=Splice	Std. Wire Size	Wire Strip Length (in.)	Cable Classes	CT-810	CT-1250	CT-1570	CT-1701 ^①	CT-2300/ST, CT-2300/STINT, CT-2300/STAU, CT-2300/STUK, CT-2300/TO	CT-600A	CT-1700 ^①	CT-720	
				Die Part Number/Color Code and Die Index Number / (Number of Crimps)								
LCA10 LCD10	#14 – #10 AWG STR, #12 – #10 AWG SOL	7/16	Stranded Copper; Class B Compact, Compressed or Concentric, Class C: Concentric	–	–	12-10 (1)	P10 (1)	CD-570 12-10 (1)	CT-570CH 12-10 (1)	–	–	
LCA8 LCAN8 LCD8 LCDN8	#8 AWG	5/8		Red (1)	–	–	–	–	–	–	Red P21 (2)	CD-720-1 Red P21 (1)
SCS8		11/16										
LCA6 LCAN6 LCD6 LCDN6	#6 AWG	7/8		Blue (1)	–	–	–	–	–	–	Blue P24 (2)	CD-720-1 Blue P24 (1)
SCS6		13/16										
LCA4 LCAN4 LCD4 LCDN4	#4 – #3 AWG STR, #2 AWG SOL	7/8		Gray (1)	–	–	–	–	–	–	Gray P29 (2)	CD-720-1 Gray P29 (1)
SCS4		13/16										
LCA2 LCAN2 LCD2 LCDN2	#2 AWG	15/16		Brown (1)	–	–	–	–	–	–	Brown P33 (2)	CD-720-1 Brown P33 (1)
SCS2		7/8										
LCA1 LCAN1 LCD1 LCDN1	#1 AWG	15/16		Green (1)	Green (1)	–	–	–	–	–	Green P37 (3)	CD-720-2 Green P37 (1)
SCS1		7/8										
LCA1/0 LCAN1/0 LCD1/0 LCDN1/0	1/0 AWG	1		Pink (1)	Pink (1)	–	–	–	–	–	–	CD-720-2 Pink P42 (1)
SCS1/0		7/8										
LCA2/0 LCAN2/0 LCD2/0 LCDN2/0	2/0 AWG	1-1/16		–	Black (2)	–	–	–	–	–	–	CD-720-2 Black P45 (2)
SCS2/0		15/16										
LCA3/0 LCAN3/0 LCD3/0 LCDN3/0	3/0 AWG	1-3/16		–	–	–	–	–	–	–	–	CD-720-2 Orange P50 (2)
SCS3/0		1										

①The crimp die pockets are integrated into the tool frame
 ②Half width dies
 ③CD-920 dies can be used with CT-940CH, CT-940CH/BJO and CT-2940 tools with die adapter
 ④Maximum size: 500 kcmil lugs and 250 kcmil splices
 ⑤Maximum size: 250 kcmil lugs and splices. No extended wire range
 ⑥Maximum size: 600 kcmil lugs and splices. Requires U die adapter
 ⑦Minimum size: #4 AWG lugs and splices

(continued on next page)

Tool Chart for Compression Power Connectors Type LCA, LCA, LCDN, SCS Series (continued)

Panduit Part Number	CT-2600/L CT-2600/LINT CT-2600/LUK CT-2600/LAUS CT-2600/TO CT-2600/LBT	A See Tool List Below	B See Tool List Below	CT-2920/CCP CT-2920/CCPINT CT-2920/CCPUK CT-2920/CCPAUS CT-2920/CCPTO CT-920CH/CCP CT-2920/CCPBT with UA12ID Indenter Die	C See Uni-Die™ Dieless Tools Below	CT-3980 CT-3980/INT CT-3980/UK CT-3980/AUS CT-3980/TO CT-3980/BT Uni-Die™ Dieless Tool	Thomas & Betts		
							TBM20S, TBM25S	TBM6, TBM6S, 25000, TBM5, TBM8	TBM12, 13642M
L=Lug S=Splice	Die Part Number/Color Code and Die Index Number / (Number of Crimps)								
LCA10 LCD10	—	—	—	—	—	—	—	—	—
LCA8 LCAN8 LCD8 LCDN8	KC4-8 Red (1)	CD-2001-8-SET Red P21 (1)	CD-920-8 Red P21 (1)	—	—	STD (1)	Red 21 (2)	Red 21 (1)	Red 21 (1)
SCS8									
LCA6 LCAN6 LCD6 LCDN6	KC4-6 Blue (1)	CD-2001-6-SET Blue P24 (1)	CD-920-6 Blue P24 (1)	—	—	STD (1)	Blue 24 (2)	Blue 24 (1)	Blue 24 (1)
SCS6									
LCA4 LCAN4 LCD4 LCDN4	KC4-4 Gray (1)	CD-2001-4-SET Gray P29 (1)	CD-920-4 Gray P29 (1)	STD (1)	#4 – #2 AWG #2 AWG SOL Only (1)	STD (1)	Gray 29 (2)	Gray 29 (1)	Gray 29 (1)*
SCS4									
LCA2 LCAN2 ^② LCD2 LCDN2	KC4-2 Brown (1)	CD-2001-2-SET Brown P33 (1)	CD-920-2 Brown P33 (1)	STD (1)	#6 – #2 AWG (1)	STD (1)	Brown 33 (2)	Brown 33 (1)	Brown 33 (1)
SCS2									
LCA1 LCAN1 LCD1 LCDN1	KC4-1 Green (1)	CD-2001-1-SET Green P37 (1)	CD-920-1 Green P37 (1)	STD (1)	#6 – #1 AWG (1)	STD (1)	—	Green 37 (1)	Green 37 (1)
SCS1									
LCA1/0 LCAN1/0 LCD1/0 LCDN1/0	KC4-1/0 Pink (1)	CD-2001-1/0-SET Pink P42 (1)	CD-920-1/0 Pink P42 (1)	STD (1)	#6 – 1/0 AWG (1)	STD (1)	—	Pink 42 (1)	Pink 42 (1)
SCS1/0									
LCA2/0 LCAN2/0 LCD2/0 LCDN2/0	KC4-2/0 Black (2)	CD-2001-2/0-SET Black P45 (2)	CD-920-2/0 Black P45 (2)	STD (1)	#4 – 2/0 AWG (1)	STD (1)	—	Black 45 (2)	Black 45 (1)
SCS2/0									
LCA3/0 LCAN3/0 LCD3/0 LCDN3/0	KC4-3/0 Orange (2)	CD-2001-3/0-SET Orange P50 (2)	CD-920-3/0 Orange P50 (2)	STD (1)	#2 – 3/0 AWG (1)	STD (1)	—	Orange 50 (2)	Orange 50 (1)
SCS3/0									

- ①The crimp die pockets are integrated into the tool frame.
- ②Half width dies.
- ③CD-920 dies can be used with CT-940CH, CT-940CH/BJO and CT-2940 tools with die adapter.
- ④Maximum size: 500 kcmil lugs and 250 kcmil splices.
- ⑤Maximum size: 250 kcmil lugs and splices. No extended wire range.
- ⑥Maximum size: 600 kcmil lugs and splices. Requires U die adapter.
- ⑦Minimum size: #4 AWG lugs and splices.

- A** CT-2001, CT-2001/L, CT-2001/LE, CT-2002, CT-2002/L, CT-2002CH, CT-3001, CT-3001/E, CT-3001/ST, CT-3001/STINT, CT-3001/STUK, CT-3001/STAU, CT-3001/TO, CT-3001/CCP, CT-3001/CCPINT, CT-3001/CCPUK, CT-3001/CCPAUS, CT-3001/CCPTO, CT-3001/STBT
- B** CT-920, CT-920/CV, CT-920CH, CT-920CH/CV, CT-920CH/CCP, CT-930, CT-930CH, CT-930LPC^②, CT-940CH^③, CT-940CH/BJO^③, CT-2920, CT-2920/CCP, CT-2920/CCPINT, CT-2920/CCPUK, CT-2920/CCPAUS, CT-2920/CCPTO, CT-2920/CCPBT, CT-2930, CT-2930/L, CT-2930/LE, CT-2931, CT-2931/ST, CT-2931/STINT, CT-2931/STUK, CT-2931/STAU, CT-2931/TO, CT-2931/STBT, CT-2931/STCV, CT-2931/STCVINT, CT-2931/STCVUK, CT-2931/STCVAUS, CT-2931/STCVAUS, CT-2940^④, CT-2940/L^④, CT-2940/LE^④, CT-2940/ST^④, CT-2940/STINT^④, CT-2940/STUK^④, CT-2940/STAU^④, CT-2940/TO^④, CT-2940/STBT^④
- C** CT-980, CT-980CH, CT-980LPC^②, CT-2950^⑤, CT-2980, CT-2980/L, CT-2980/LE, CT-2980/ST, CT-2980/STINT, CT-2980/STUK, CT-2980/STAU, CT-2980/TO, CT-2980/STBT, CT-2981.

(continued on next page)

Tool Chart for Compression Power Connectors Type LCA, LCA, LCDN, SCS Series (continued)

Panduit Part Number	Thomas & Betts			Burdy					
	TBM15, TBM15I, TBM15BSCR	TBM8-750M-1, TBM8-750, TBM8-750BSCR, TBM750BSCR®	TBM14M, TBM14BSCR, BPLT14BSCR, 13100A	Y2MR, Y1MR, Y1MRTC	MY29	BAT35, Y39BH, Y35BH, Y750, Y750BH, Y750-2, Y750HS, Y750BH-2, Y39, PAT750, Y35, BAT750	Y45⑦, Y46⑦	Y644M, Y644HS, PAT644, BAT644, Y644MBH	PAT600
LCA10 LCD10	Die Part Number/Color Code and Die Index Number / (Number of Crimps)								
L=Lug S=Splice	—	—	—	—	—	—	—	—	—
LCA8 LCAN8 LCD8 LCDN8	Red 21 (1)	STD (1)	Red 21 (1)	Red 49 (1)	#8 (1)	U8CRT Red 49 (1)	U8CRT Red 49 (1)	—	W8CRT Red 49 (1)
SCS8									—
LCA6 LCAN6 LCD6 LCDN6	Blue 24 (1)	STD (1)	Blue 24 (1)	Blue 7 (2)	#6 (1)	U5CRT Blue 7 (1)	U5CRT Blue 7 (1)	STD (1)	W5CRT Blue 7 (1)
SCS6									—
LCA4 LCAN4 LCD4 LCDN4	Gray 29 (1)	STD (1)	Gray 29 (1)	Gray 8 (2)	#4 (1)	U4CRT Gray 8 (1)	U4CRT Gray 8 (1)	STD (1)	W4CRT Gray 8 (1)
SCS4									—
LCA2 LCAN2② LCD2 LCDN2	Brown 33 (1)	STD (1)	Brown 33 (1)	Brown 10 (2)	#2 (1)	U2CRT Brown 9 [solid] / Brown 10 [stranded] (1)	U2CRT Brown 9 [solid] / Brown 10 [stranded] (1)	STD (1)	W2CRT Brown 10 (1)
SCS2									—
LCA1 LCAN1 LCD1 LCDN1	Green 37 (1)	STD (1)	Green 37 (1)	—	#1 (1)	U1CRT Green 11 (1)	U1CRT Green 11 (1)	STD (1)	W1CRT1 Green 11 (1)
SCS1									—
LCA1/0 LCAN1/0 LCD1/0 LCDN1/0	Pink 42H② (2)	STD (1)	Pink 42H② (2)	—	1/0 (1)	U25RT Pink 12 (1)	U25RT Pink 12 (1)	STD (1)	W25RT Pink 12 (1)
SCS1/0									—
LCA2/0 LCAN2/0 LCD2/0 LCDN2/0	Black 45 (1)	STD (1)	Black 45 (1)	—	2/0 (1)	U26RT Black 13 (1)	U26RT Black 13 (1)	STD (1)	W26RT Black 13 (2)
SCS2/0									—
LCA3/0 LCAN3/0 LCD3/0 LCDN3/0	Orange 50 (1)	STD (1)	Orange 50 (1)	—	3/0 (1)	U27RT Orange 14 (1)	U27RT Orange 14 (1)	STD (1)	W27RT Orange 14 (2)
SCS3/0									—

①The crimp die pockets are integrated into the tool frame
 ②Half width dies
 ③CD-920 dies can be used with CT-940CH, CT-940CH/BJO and CT-2940 tools with die adapter
 ④Maximum size: 500 kcmil lugs and 250 kcmil splices
 ⑤Maximum size: 250 kcmil lugs and splices. No extended wire range
 ⑥Maximum size: 600 kcmil lugs and splices. Requires U die adapter
 ⑦Minimum size: #4 AWG lugs and splices

(continued on next page)

Tool Chart for Compression Power Connectors Type LCA, LCA, LCDN, SCS Series (continued)

Panduit Part Number	Anderson	Penn-Union	Greenlee	WEZAG / SCHLEUNIGER Tool Part Number		PICO Tool Part Number			
	VC6	TDY-1	1989	WEZAG UP60 SCHLEUNIGER CT60	WEZAG UP65 SCHLEUNIGER CT65	PICO P-400, P-400-BHD-RA, P-400-B-1-RA, P-400-BEC-RA, P-400-B-1EC-RA		PICO P-500 P-500-D-1-RA-P P-500-D-1EC-RA-P	
L=Lug S=Splice	Die Part Number/Color Code and Die Index Number / (Number of Crimps)			Adapter 1481-03034	Adapter 1481-05010	Die Indenter	Locator	Die Indenter	Locator
LCA10 LCD10	—	—	—	—	—	—	—	—	—
LCA8 LCAN8 LCD8 LCDN8	—	—	—	CD-2001-8-SET Red P21 (1)	CD-920-8 Red P21 (1)	P-414DA-6NIT-B.150* Does not cover LCDN	P-19619	P-514DA-6NIT-B.150* Does not cover LCDN	P-19623
SCS8	—	—	—	—	—	—	—	—	—
LCA6 LCAN6 LCD6 LCDN6	STD (1)	—	—	CD-2001-6-SET Blue P24 (1)	CD-920-6 Blue P24 (1)	P-414DA-6NIT-B.150* Does not cover LCDN	P-19619	P-514DA-6NIT-B.150* Does not cover LCDN	P-19623
SCS6	—	—	—	—	—	—	—	—	—
LCA4 LCAN4 LCD4 LCDN4	STD (1)	—	STD (1)	CD-2001-4-SET Gray P29 (1)	CD-920-4 Gray P29 (1)	P-414DA-4NIT-B.170 * Does not cover LCDN	P-19620	P-514DA-4NIT-B.170 *Does not cover LCDN	P-19624
SCS4	—	—	—	—	—	—	—	—	—
LCA2 LCAN2 ^② LCD2 LCDN2	STD (1)	STD (1)	STD (1)	CD-2001-2-SET Brown P33 (1)	CD-920-2 Brown P33 (1)	P-414DA-1/0NIT-B.240	P-19621	P-514DA-1/0NIT-B.240	P-19625
SCS2	—	—	—	—	—	—	—	—	—
LCA1 LCAN1 LCD1 LCDN1	STD (1)	STD (1)	STD (1)	CD-2001-1-SET Green P37 (1)*	CD-920-1 Green P37 (1)	P-414DA-1/0NIT-B.240	P-19621	P-514DA-1/0NIT-B.240	P-19625
SCS1	—	—	—	—	—	—	—	—	—
LCA1/0 LCAN1/0 LCD1/0 LCDN1/0	STD (1)	STD (1)	STD (1)	CD-2001-1/0-SET Pink P42 (1)	CD-920-1/0 Pink P42 (1)	P-414DA-1/0NIT-B.240	P-19621	P-514DA-1/0NIT-B.240	P-19625
SCS1/0	—	—	—	—	—	—	—	—	—
LCA2/0 LCAN2/0 LCD2/0 LCDN2/0	STD (1)	STD (1)	STD (1)	CD-2001-2/0-SET Black P45 (2)	CD-920-2/0 Black P45 (2)	P-414DA-2/0NIT-B.360	P-19622	P-514DA-2/0NIT-B.360	P-19626
SCS2/0	—	—	—	—	—	—	—	—	—
LCA3/0 LCAN3/0 LCD3/0 LCDN3/0	STD (1)	STD (1)	STD (1)	CD-2001-3/0-SET Orange P50 (2)	CD-920-3/0 Orange P50 (2)	—	—	P-514DA-3/0NIT-B.325	P-19627
SCS3/0	—	—	—	—	—	—	—	—	—

- ①The crimp die pockets are integrated into the tool frame
- ②Half width dies
- ③CD-920 dies can be used with CT-940CH, CT-940CH/BJO and CT-2940 tools with die adapter
- ④Maximum size: 500 kcmil lugs and 250 kcmil splices
- ⑤Maximum size: 250 kcmil lugs and splices. No extended wire range
- ⑥Maximum size: 600 kcmil lugs and splices. Requires U die adapter
- ⑦Maximum size: 600 kcmil lugs and splices. Requires U die adapter
- ⑧Minimum size: #4 AWG lugs and splices

Tool Chart for Compression Power Connectors Type LCA, LCA, LCDN, SCS Series

Panduit Part Number	Std. Wire Size	Wire Strip Length (in.)	Cable Classes	CT-810	CT-1250	CT-720	CT-2600/L CT-2600/LINT CT-2600/LUK CT-2600/LAUS CT-2600/TO, CT-2600/LBT	A See Tool List Below	B See Tool List Below
L=Lug S=Splice									
Die Part Number/Color Code and Die Index Number/(Number of Crimps)									
LCA4/0 LCAN4/0 LCD4/0 LCDN4/0	4/0 AWG	1-1/4	Stranded Copper; Class B Compact, Compressed or Concentric, Class C: Concentric	—	Purple (2)	CD-720-3 Purple P54 (2)	KC4-4/0 Purple (2)	CD-2001-4/0-SET PURPLE P54 (2)	CD-920-4/0 Purple P54 (2)
SCS4/0		1							
LCA250 LCAN250 LCD250 LCDN250	250 kcmil	1-5/16		—	—	CD-720-3 Yellow P62 (2)	KC4-250 Yellow (2)	CD-2001-250-SET YELLOW P62 (2)	CD-920-250 Yellow P62 (2)
SCS250		1-1/16							
LCA300 LCAN300 LCD300 LCDN300	300 kcmil	1-1/2		—	—	CD-720-4 White P66 (2)	KC4-300 White (2)	CD-2001-300-SET WHITE P66 (2)	CD-920-300 White P66 (2)
SCS300		1-1/16							
LCA350 LCAN350 LCD350 LCDN350	350 kcmil	1-1/2		—	—	CD-720-5 Red P71 (2)	—	CD-2001-350-SET RED P71 (2)	CD-920-350 Red P71 (2)
SCS350		1-1/8							
LCA400 LCAN400 LCD400 LCDN400	400 kcmil	1-9/16		—	—	CD-720-6 Blue P76 (2)	—	CD-2001-400-SET BLUE P76 (3)	CD-920-400 Blue P76 (2)
SCS400		1-3/16							
LCA500 LCAN500 LCD500 LCDN500	500 kcmil	1-13/16		—	—	CD-720-7 Brown P87 (2)	—	CD-2001-500-SET BROWN P87 (3)	CD-920-500 Brown P87 (2)
SCS500		1-3/8							
LCA600 LCAN600 LCD600 LCDN600	600 kcmil	1-13/16		—	—	—	—	***KC22-600B GREEN (2)	CD-920-600 Green P94 (2)
SCS600		1-3/8							
LCA750 LCAN750 LCD750 LCDN750	750 kcmil	1-15/16		—	—	—	—	—	CD920-750 CD-940-750④ Black P106 (2)
SCS750		1-5/8							
LCD1000	1000 kcmil	1-15/16		—	—	—	—	—	CD-940-1000④ White P125 (4)
SCS1000		1-7/8							

①The crimp die pockets are integrated into the tool frame
 ②Half width dies
 ③CD-920 dies can be used with CT-940CH, CT-940CH/BJO and CT-2940 tools with die adapter
 ④CD-940 dies to be used exclusively with CT-940CH series and CT-2940 series tools
 ⑤Maximum size: 500 kcmil lugs and 250 kcmil splices
 ⑥Maximum size: 250 kcmil lugs and splices. No extended wire range
 ⑦Maximum size: 600 kcmil lugs and splices
 ***KC22-600B crimp die for use with CT-3001/ST and CT-3001/CCP series tools

- A** CT-2001, CT-2001/L, CT-2001/LE, CT-2002, CT-2002/L, CT-2002CH, CT-3001, CT-3001/E, CT-3001/ST, CT-3001/STINT, CT-3001/STUK, CT-3001/STAUS, CT-3001/TO, CT-3001/CCP, CT-3001/CCPINT, CT-3001/CCPUK, CT-3001/CCPAUS, CT-3001/CCPTO, CT-3001/STBT
- B** CT-920, CT-920/CV, CT-920CH, CT-920CH/CV, CT-920CH/CCP, CT-930, CT-930CH, CT-930LPCH②, CT-940CH③, CT-940CH/BJO③, CT-2920, CT-2920/CCP, CT-2920/CCPINT, CT-2920/CCPUK, CT-2920/CCPAUS, CT-2920/CCPTO, CT-2920/CCPBT, CT-2930, CT-2930/L, CT-2930/LE, CT-2931, CT-2931/ST, CT-2931/STINT, CT-2931/STUK, CT-2931/STAUS, CT-2931/TO, CT-2931/STBT, CT-2931/STCV, CT-2931/STCVINT, CT-2931/STCVUK, CT-2931/STCVAUS, CT-2931/CVTO, CT-2940③, CT-2940/L③, CT-2940/LE③, CT-2940/ST③, CT-2940/STINT③, CT-2940/STUK③, CT-2940/STAUS③, CT-2940/TO③, CT-2940/STBT③
- C** CT-980, CT-980CH, CT-980LPCH②, CT-2950⑤, CT-2980, CT-2980/L, CT-2980/LE, CT-2980/ST, CT-2980/STINT, CT-2980/STUK, CT-2980/STAUS, CT-2980/TO, CT-2980/STBT, CT-2981.

(continued on next page)

Tool Chart for Compression Power Connectors Type LCA, LCAN, LCDN, SCS Series (continued)

Panduit Part Number	CT-2920/CCP CT-2920/CCPINT CT-2920/CCPUK CT-2920/CCPAUS CT-2920/CCPTO, CT-2920/CCPBT CT-920CH/CCP with UA12ID Indenter Die	C See Uni-Die™ Dieless Tools Below	CT-3980 CT-3980/INT CT-3980/UK CT-3980/AUS CT-3980/TO CT-3980/BT Uni-Die™ Dieless Tool	Thomas & Betts					
				TBM5	TBM6, TBM6S, 25000, TBM8	TBM12, 13642M	TBM15, TBM15I, TBM15BSCR	TBM8-750M-1, TBM8-750, TBM8-750BSCR, TBM750BSCR®	TBM14M, TBM14BSCR, BPLT14BSCR, 13100A
L=Lug S=Splice	Die Part Number/Color Code and Die Index Number/(Number of Crimps)								
LCA4/0 LCAN4/0 LCD4/0 LCDN4/0	STD (1)	1 – 4/0 AWG (1)	STD (1)	—	Purple 54 (2)	Purple 54 (1)	Purple 54H② (2)	STD (1)	Purple 54H② (2)
SCS4/0									
LCA250 LCAN250 LCD250 LCDN250	STD (1)	1/0 AWG – 250 kcmil (2)	STD (1)	—	Yellow 62 (2)	Yellow 62 (1)	Yellow 62 (1)	STD (1)	Yellow 62 (1)
SCS250									
LCA300 LCAN300 LCD300 LCDN300	STD (1)	2/0 AWG – 300 kcmil (2)	STD (1)	—	White 66 (2)	White 66H② (1)	White 66 (1)	STD (1)	White 66 (1)
SCS300									
LCA350 LCAN350 LCD350 LCDN350	STD (1)	3/0 AWG – 350 kcmil (2)	STD (1)	—	Red 71 (2)	Red 71H② (2)	Red 71H② (2)	STD (1)	Red 71H② (2)
SCS350									
LCA400 LCAN400 LCD400 LCDN400	STD (1)	4/0 AWG – 400 kcmil (2)	STD (1)	—	Blue 76 (2)	Blue 76H② (2)	Blue 76H② (2)	STD (1)	Blue 76 (1)
SCS400									
LCA500 LCAN500 LCD500 LCDN500	STD (1)	4/0 AWG – 500 kcmil (2)	STD (1)	—	Brown 87 (2)	Brown 87H② (2)	Brown 87H② (2)	STD (1)	Brown 87H② (2)
SCS500									
LCA600 LCAN600 LCD600 LCDN600	STD (1)	250 – 600 kcmil (2)	STD (1)	—	—	Green 94H② (2)	Green 94H② (2)	STD (1)	Green 94H② (2)
SCS600									
LCA750 LCAN750 LCD750 LCDN750	STD (1)	500 – 750 kcmil (2)	—	—	—	Black 106H② (2)	Black 106H② (2)	STD (1)	Black 106H② (2)
SCS750									
LCD1000 SCS1000	—	—	—	—	—	—	125H② (2)	—	125H② (2)

①The crimp die pockets are integrated into the tool frame

②Half width dies

③CD-920 dies can be used with CT-940CH, CT-940CH/BJO and CT-2940 tools with die adapter

④Maximum size: 500 kcmil lugs and 250 kcmil splices

⑤Maximum size: 250 kcmil lugs and splices. No extended wire range

⑥Maximum size: 600 kcmil lugs and splices

⑦Maximum size: 600 kcmil lugs and splices

***KC22-600B crimp die for use with CT-3001/ST and CT-3001/CCP series tools

(continued on next page)

Tool Chart for Compression Power Connectors Type LCA, LCAN, LCDN, SCS Series *(continued)*

Panduit Part Number	Burndy						Anderson
	Y2MR, Y1MR, Y1MRTC	MY29	BAT35, Y35BH, Y750, Y39BH, Y750BH, Y750-2, Y750HS, Y750BH-2, Y39, PAT750, Y35, BAT750	Y45 ^⑦ , Y46 ^⑦	Y644M, Y644HS, PAT644, BAT644, Y644MBH	PAT600	VC6
L=Lug S=Splice	Die Part Number/Color Code and Die Index Number/(Number of Crimps)						
LCA4/0 LCAN4/0 LCD4/0 LCDN4/0	—	4/0 (1)	U28RT Purple 15 (1)	U28RT Purple 15 (1)	STD (1)	W28RT & W28VT Purple (2)	STD (1)
SCS4/0						—	
LCA250 LCAN250 LCD250 LCDN250	—	250 (1)	U29RT Yellow 16 (1)	U29RT Yellow 16 (1)	STD (1)	W29RT Yellow (2)	STD (2)
SCS250						—	
LCA300 LCAN300 LCD300 LCDN300	—	—	U30RT White 17 (2)	U30RT White 17 (2)	STD (1)	W30RT White 17 (2)	STD (2)
SCS300						—	
LCA350 LCAN350 LCD350 LCDN350	—	—	U31RT Red 18 (2)	U31RT Red 18 (2)	STD (1)	W31RT Red 18 (2)	STD (2)
SCS350						—	
LCA400 LCAN400 LCD400 LCDN400	—	—	U32RT Blue 19 (2)	U32RT Blue 19 (2)	STD (1)	W32RT Blue 19 (3)	STD (2)
SCS400						—	
LCA500 LCAN500 LCD500 LCDN500	—	—	U34RT Brown 20 (2)	U34RT Brown 20 (2)	STD (1)	W34RT Brown 20 (3)	STD (2)
SCS500						—	
LCA600 LCAN600 LCD600 LCDN600	—	—	U36RT Green 22 (2)	U36RT Green 22 (2)	STD (1)	—	—
SCS600						—	
LCA750 LCAN750 LCD750 LCDN750	—	—	U39RT Black 24 (3)	U39RT Black 24 (3)	STD (1)	—	—
SCS750						—	
LCD1000	—	—	—	S44RT White 27 (4)	—	—	—
SCS1000						—	

^①The crimp die pockets are integrated into the tool frame
^②Half width dies
^③CD-920 dies can be used with CT-940CH, CT-940CH/BJO and CT-2940 tools with die adapter
^④Maximum size: 500 kcmil lugs and 250 kcmil splices
^⑤Maximum size: 250 kcmil lugs and splices. No extended wire range
^⑥Maximum size: 600 kcmil lugs and splices
^⑦Maximum size: 600 kcmil lugs and splices
 ***KC22-600B crimp die for use with CT-3001/ST and CT-3001/CCP series tools

(continued on next page)

Tool Chart for Compression Power Connectors Type LCA, LCAN, LCDN, SCS Series (continued)

Panduit Part Number	Penn-Union	Greenlee	WEZAG / SCHLEUNIGER Tool Part Number		PICO Tool Part Number			
	TDY-1	1989	WEZAG UP60 SCHLEUNIGER CT60	WEZAG UP65 SCHLEUNIGER CT65	Pico P-400 P-400-BHD-RA, P-400-B-1-RA, P-400-BEC-RA, P-400-B-1EC-RA		Pico P-500 P-500-D-1-RA-P P-500-D-1EC-RA-P	
L=Lug S=Splice	Die Part Number/Color Code and Die Index Number/ (Number of Crimps)		Adapter 1481-03034	Adapter 1481-05010	Die Indenter	Locator	Die Indenter	Locator
LCA4/0 LCAN4/0 LCD4/0 LCDN4/0	STD (1)	STD (1)	CD-2001-4/0-SET PURPLE P54 (2)	CD-920-4/0 PURPLE P54 (2)	—	—	P-514DA- 4/0NIT-B.420	P-19628
SCS4/0	—	—	—	—	—	—	—	—
LCA250 LCAN250 LCD250 LCDN250	STD (1)	STD (1)	CD-2001-250-SET YELLOW P62 (2)	CD-920-250 YELLOW P62 (2)	—	—	P-514DA- 250NIT-B.440	P-19629
SCS250	—	—	—	—	—	—	—	—
LCA300 LCAN300 LCD300 LCDN300	STD (1)	STD (1)	CD-2001-300-SET WHITE P66 (2)	CD-920-300 WHITE P66 (2)	—	—	—	—
SCS300	—	—	—	—	—	—	—	—
LCA350 LCAN350 LCD350 LCDN350	STD (1)	STD (1)	CD-2001-350-SET RED P71 (2)	CD-920-350 RED P71 (2)	—	—	—	—
SCS350	—	—	—	—	—	—	—	—
LCA400 LCAN400 LCD400 LCDN400	STD (1)	STD (1)	CD-2001-400-SET BLUE P76 (3)	CD-920-400 BLUE P76 (2)	—	—	—	—
SCS400	—	—	—	—	—	—	—	—
LCA500 LCAN500 LCD500 LCDN500	STD (1)	STD (1)	CD-2001-500-SET BROWN P87 (3)	CD-920-500 BROWN P87 (2)	—	—	—	—
SCS500	—	—	—	—	—	—	—	—
LCA600 LCAN600 LCD600 LCDN600	STD (1)	—	***KC22-600B GREEN (2)	CD-920-600 GREEN P94 (2)	—	—	—	—
SCS600	—	—	—	—	—	—	—	—
LCA750 LCAN750 LCD750 LCDN750	STD (1)	—	—	CD-920-750④ CD-940-750④ BLACK P106 (2)	—	—	—	—
SCS750	—	—	—	—	—	—	—	—
LCD1000	—	—	—	CD-940-1000④ WHITE P125 (2)	—	—	—	—
SCS1000	—	—	—	—	—	—	—	—

- ①The crimp die pockets are integrated into the tool frame
- ②Half width dies
- ③CD-920 dies can be used with CT-940CH, CT-940CH/BJO and CT-2940 tools with die adapter
- ④CD-940 dies to be used exclusively with CT-940CH series and CT-2940 series tools
- ⑤Maximum size: 500 kcmil lugs and 250 kcmil splices
- ⑥Maximum size: 250 kcmil lugs and splices. No extended wire range
- ⑦Maximum size: 600 kcmil lugs and splices
- ***KC22-600B crimp die for use with CT-3001/ST and CT-3001/CCP series tools

Tool Chart for Compression Power Connectors Type LCB, LCBN, LCC, LCCN, SCL Series

Panduit Part Number L=Lug S=Splice	Std. Wire Size	Wire Strip Length (in.)	Cable Classes	CT-810	CT-1250	CT-1570	CT-1701 ^①	CT-2300/ST CT-2300/STINT CT-2300/STAUS CT-2300/STUK CT-2300/TO	CT-600A	CT-1700 ^①	
				Die Part Number/Color Code and Die Index Number / (Number of Crimps)							
LCB10 LCC10	#14 – #10 AWG STR, #12 – #10 AWG SOL	9/16	Stranded Copper; Class B Compact, Compressed or Concentric, Class C: Concentric	–	–	12-10 (2)	P10 (2)	CD-570 12-10 (2)	CT-570CH 12-10 (2)	–	
LCB8 LCBN8 LCC8 LCCN8	#8 AWG	3/4		RED (2)	–	–	–	–	–	–	Red P21 (3)
SCL8		1-1/16		–	–	–	–	–	–	–	–
LCB6 LCBN6 LCC6 LCC6-B LCCN6	#6 AWG	1-1/8		BLUE (2)	–	–	–	–	–	–	Blue P24 (3)
SCL6				–	–	–	–	–	–	–	–
LCB4 LCBN4 LCC4 LCCN4	#4 – #3 AWG STR, #2 AWG SOL	1-1/8		GRAY (2)	–	–	–	–	–	–	Gray P29 (3)
SCL4				–	–	–	–	–	–	–	–
LCB2 LCBN2 LCC2 LCC2-B LCCN2	#2 AWG	1-1/4		BROWN (2)	–	–	–	–	–	–	Brown P33 (3)
SCL2				–	–	–	–	–	–	–	–
LCB1 LCBN1 LCC1 LCCN1	#1 AWG	1-7/16		GREEN (2)	GREEN (2)	–	–	–	–	–	Green P37 (4)
SCL1		1-3/8		–	–	–	–	–	–	–	–
LCB1/0 LCBN1/0 LCC1/0 LCC1/0-B LCCN1/0	1/0 AWG	1-1/2		PINK (2)	PINK (2)	–	–	–	–	–	–
SCL1/0		1-3/8		–	–	–	–	–	–	–	–
LCB2/0 LCBN2/0 LCC2/0 LCC2/0-B LCCN2/0	2/0 AWG	1-9/16		–	BLACK (3)	–	–	–	–	–	–
SCL2/0		1-1/2		–	–	–	–	–	–	–	–
LCB3/0 LCBN3/0 LCC3/0 LCCN3/0	3/0 AWG	1-9/16		–	---	–	–	–	–	–	–
SCL3/0		1-1/2		–	–	–	–	–	–	–	–
LCB4/0 LCBN4/0 LCC4/0 LCC4/0-B LCCN4/0	4/0 AWG	1-5/8		–	PURPLE (4)	–	–	–	–	–	–
SCL4/0				–	–	–	–	–	–	–	–
LCB250 LCBN250 LCC250 LCC250-B LCCN250	250 kcmil	1-11/16		–	---	–	–	–	–	–	–
SCL250		1-5/8	–	–	–	–	–	–	–	–	

①The crimp die pockets are integrated into the tool frame
 ②Half width dies
 ③CD-920 dies can be used with CT-940CH, CT-940CH/BJO and CT-2940 tools with die adapter
 ④Maximum size: 500 kcmil lugs and 250 kcmil splices
 ⑤Maximum size: 250 kcmil lugs and splices. No extended wire range
 ⑥Maximum size: 600 kcmil lugs and splices

(continued on next page)

Tool Chart for Compression Power Connectors Type LCB, LCBN, LCC, LCCN, SCL Series (continued)

Panduit Part Number	CT-720	CT-2600/L CT-2600/LINT CT-2600/LUK CT-2600/LAUS CT-2600/TO, CT-2600/LBT	A See Tool List Below	B See Tool List Below	CT-2920/CCP CT-2920/CCPINT CT-2920/CCPUK CT-2920/CCPAUS CT-2920/CCPTO, CT-2920/CCPBT CT-920CH/CCP with UA12ID Indenter Die	C See Uni-Die™ Dieless Tools Below	CT-3980 CT-3980/INT CT-3980/UK CT-3980/AUS CT-3980/TO, CT-3980/BT Uni-Die™ Dieless Tool	Thomas & Betts	
								TBM20S, TBM25S	TBM5
L=Lug S=Splice									
Die Part Number/Color Code and Die Index Number / (Number of Crimps)									
LCB10 LCC10	—	—	—	—	—	—	—	—	—
LCB8 LCBN8 LCC8 LCCN8	CD-720-1 Red P21 (2)	KC4-8 Red (1)	CD-2001-8-SET RED P21 (2)	CD-920-8 Red P21 (1)	—	—	STD (1)	Red 21 (3)	Red 21 (1)
SCL8									
LCB6 LCBN6 LCC6 LCC6-B LCCN6	CD-720-1 Blue P24 (2)	KC4-6 Blue (1)	CD-2001-6-SET BLUE P24 (2)	CD-920-6 Blue P24 (1)	—	—	STD (1)	Blue 24 (3)	Blue 24 (1)
SCL6									
LCB4 LCBN4 LCC4 LCCN4	CD-720-1 Gray P29 (2)	KC4-4 Gray (1)	CD-2001-4-SET GRAY P29 (2)	CD-920-4 Gray P29 (1)	STD (1)	#4 – #2 AWG #2 AWG SOL Only (1)	STD (1)	Gray 29 (3)	Gray 29 (1)
SCL4									
LCB2 LCBN2 LCC2 LCC2-B LCCN2	CD-720-1 Brown P33 (2)	KC4-2 Brown (1)	CD-2001-2-SET BROWN P33 (2)	CD-920-2 Brown P33 (1)	STD (1)	#6 – #2 AWG (1)	STD (1)	Brown 33 (3)	Brown 33 (1)
SCL2									
LCB1 LCBN1 LCC1 LCCN1	CD-720-2 Green P37 (2)	KC4-1 Green (1)	CD-2001-1-SET GREEN P37 (2)	CD-920-1 Green P37 (1)	STD (1)	#6 – #1 AWG (1)	STD (1)	—	Green 37 (1)
SCL1									
LCB1/0 LCBN1/0 LCC1/0 LCC1/0-B LCCN1/0	CD-720-2 Pink P42 (2)	KC4-1/0 ink (1)	CD-2001-1/0-SET PINK P42 (2)	CD-920-1/0 Pink P42 (2)	STD (1)	#6 – 1/0 AWG (2)	STD (1)	—	Pink 42 (2)
SCL1/0									
LCB2/0 LCBN2/0 LCC2/0 LCC2/0-B LCCN2/0	CD-720-2 Black P45 (3)	KC4-2/0 Black (2)	CD-2001-2/0-SET BLACK P45 (3)	CD-920-2/0 Black P45 (3)	STD (1)	#4 – 2/0 AWG (2)	STD (1)	—	Black 45 (3)
SCL2/0									
LCB3/0 LCBN3/0 LCC3/0 LCCN3/0	CD-720-2 Orange P50 (3)	KC4-3/0 Orange (2)	CD-2001-3/0-SET ORANGE P50 (3)	CD-920-3/0 Orange P50 (3)	STD (1)	#2 – 3/0 AWG (2)	STD (1)	—	Orange 50 (3)
SCL3/0									
LCB4/0 LCBN4/0 LCC4/0 LCC4/0-B LCCN4/0	CD-720-3 Purple P54 (3)	KC4-4/0 Purple (2)	CD-2001-4/0-SET PURPLE P54 (3)	CD-920-4/0 Purple P54 (3)	STD (1)	#1 – 4/0 AWG (2)	STD (1)	—	Purple 54 (3)
SCL4/0									
LCB250 LCBN250 LCC250 LCC250-B LCCN250	CD-720-3 Yellow P62 (4)	KC4-250 Yellow (2)	CD-2001-250-SET YELLOW P62 (3)	CD-920-250 Yellow P62 (3)	STD (1)	1/0 AWG – 250 kcmil (3)	STD (1)	—	Yellow 62 (4)
SCL250									

①The crimp die pockets are integrated into the tool frame
 ②Half width dies
 ③CD-920 dies can be used with CT-940CH, CT-940CH/BJO and CT-2940 tools with die adapter

④Maximum size: 500 kcmil lugs and 250 kcmil splices
 ⑤Maximum size: 250 kcmil lugs and splices. No extended wire range
 ⑥Maximum size: 600 kcmil lugs and splices

(continued on next page)

Tool Chart for Compression Power Connectors Type LCB, LCBN, LCC, LCCN, SCL Series (continued)

Panduit Part Number	Thomas & Betts					Burdry						
	TBM6, TBM6S, 25000, TBM8	TBM12, 13642M	TBM15, TBM15I, TBM15BSCR	TBM8-750M-1, TBM8-750, TBM750BSCR®, TBM8-750BSCR	TBM14M, TBM14BSCR, BPLT14BSCR, 13100A	Y2MR, Y1MR, Y1MRTC	MY29	Y35, Y35BH, Y39, Y39BH, Y750, Y750-2, Y750BH, Y750HS, Y750BH-2, PAT750, BAT750, BAT35	Y45Ⓣ, Y46Ⓣ	Y644M, Y644HS, Y644MBH, PAT644, BAT644	PAT600	
L=Lug S=Splice	Die Part Number/Color Code and Die Index Number / (Number of Crimps)											
LCB10 LCC10	—	—	—	—	—	—	—	—	—	—	—	—
LCB8 LCBN8 LCC8 LCCN8	Red 21 (1)	Red 21 (1)	Red 21 (1)	STD (1)	Red 21 (1)	Red 49 (2)	#8 (1)	U8CRT Red 49 (1)	U8CRT Red 49 (1)	—	W8CRT Red 49 (1)	
SCL8	—	—	—	—	—	—	—	—	—	—	—	
LCB6 LCBN6 LCC6-B LCCN6	Blue 24 (1)	Blue 24 (1)	Blue 24 (1)	STD (1)	Blue 24 (1)	Blue 7 (2)	#6 (1)	U5CRT Blue 7 (1)	U5CRT Blue 7 (1)	STD (1)	W5CRT Blue 7 (1)	
SCL6	—	—	—	—	—	—	—	—	—	—	—	
LCB4 LCBN4 LCC4 LCCN4	Gray 29 (1)	Gray 29 (1)	Gray 29 (1)	STD (2)	Gray 29 (1)	Gray 8 (2)	#4 (1)	U4CRT Gray 8 (1)	U4CRT Gray 8 (1)	STD (1)	W4CRT Gray 8 (1)	
SCL4	—	—	—	—	—	—	—	—	—	—	—	
LCB2 LCBN2 LCC2-B LCCN2	Brown 33 (1)	Brown 33 (1)	Brown 33 (1)	STD (2)	Brown 33 (1)	Brown 10 (2)	#2 (1)	U2CRT Brown 9 (solid) / Brown 10 (stranded) (2)	U2CRT Brown 9 (solid) / Brown 10 (stranded) (2)	STD (1)	W2CRT Brown 10 (1)	
SCL2	—	—	—	—	—	—	—	—	—	—	—	
LCB1 LCBN1 LCC1 LCCN1	Green 37 (1)	Green 37 (1)	Green 37 (1)	STD (2)	Green 37 (1)	—	#1 (1)	U1CRT Green 11 (2)	U1CRT Green 11 (2)	STD (1)	W1CRT1 Green 11 (1)	
SCL1	—	—	—	—	—	—	—	—	—	—	—	
LCB1/0 LCBN1/0 LCC1/0 LCC1/0-B LCCN1/0	"Pink 42 (2)	Pink 42 (2)	Pink 42HⓉ (4)	STD (2)	Pink 42HⓉ (4)	—	1/0 (2)	U25RT Pink 12 (2)	U25RT Pink 12 (2)	STD (1)	W25RT Pink 12 (1)	
SCL1/0	—	—	—	—	—	—	—	—	—	—	—	
LCB2/0 LCBN2/0 LCC2/0 LCC2/0-B LCCN2/0	Black 45 (3)	Black 45 (2)	Black 45 (2)	STD (2)	Black 45 (2)	—	2/0 (2)	U26RT Black 13 (2)	U26RT Black 13 (2)	STD (1)	W26RT Black 13 (2)	
SCL2/0	—	—	—	—	—	—	—	—	—	—	—	
LCB3/0 LCBN3/0 LCC3/0 LCCN3/0	Orange 50 (3)	Orange 50 (2)	Orange 50 (2)	STD (2)	Orange 50 (2)	—	3/0 (2)	U27RT Orange 14 (2)	U27RT Orange 14 (2)	"STD (1)	W27RT Orange 14 (2)	
SCL3/0	—	—	—	—	—	—	—	—	—	—	—	
LCB4/0 LCBN4/0 LCC4/0 LCC4/0-B LCCN4/0	"Purple 54 (3)	Purple 54 (2)	Purple 54HⓉ (4)	STD (2)	Purple 54HⓉ (4)	—	4/0 (2)	U28RT Purple 15 (2)	U28RT Purple 15 (2)	STD (1)	W28RT & W28VT Purple 15 (2)	
SCL4/0	—	—	—	—	—	—	—	—	—	—	—	
LCB250 LCBN250 LCC250 LCC250-B LCCN250	Yellow 62 (4)	Yellow 62 (2)	Yellow 62 (2)	STD (2)	Yellow 62 (2)	—	250 (2)	U29RT Yellow 16 (2)	U29RT Yellow 16 (2)	STD (1)	W29RT Yellow 16 (2)	
SCL250	—	—	—	—	—	—	—	—	—	—	—	

①The crimp die pockets are integrated into the tool frame

②Half width dies

③CD-920 dies can be used with CT-940CH, CT-940CH/BJO and CT-2940 tools with die adapter

ⓉMaximum size: 500 kcmil lugs and 250 kcmil splices

ⓈMaximum size: 250 kcmil lugs and splices. No extended wire range

ⓉRequires U die adapter

ⓈMinimum size: #4 AWG lugs and splices

Tool Chart for Compression Power Connectors Type LCB, LCBN, LCC, LCCN, SCL Series *(continued)*

Panduit Part Number	Anderson	Penn-Union	Greenlee	WEZAG / SCHLEUNIGER Tool Part Number		PICO Tool Part Number			
	VC6	TDY-1	1989	WEZAG UP60 SCHLEUNIGER CT60	WEZAG UP65 SCHLEUNIGER CT65	PICO P-400 P-400-BHD-RA, P-400-B-1-RA, P-400-BEC-RA, P-400-B-1EC-RA		PICO P-500 P-500-D-1-RA-P P-500-D-1EC-RA-P	
L=Lug S=Splice	Die Part Number/Color Code and Die Index Number / (Number of Crimps)								
LCB10 LCC10	—	—	—	—	—	—	—	—	—
LCB8 LCBN8 LCC8 LCCN8	—	—	—	CD-2001-8-SET RED P21 (2)	CD-920-8 RED P21 (1)	P-414DA-6NIT-B.150* Does not cover LCBN & LCCN	P-19619	P-514DA-6NIT-B.150* Does not cover LCBN & LCCN	P-19623
SCL8	—	—	—	—	—	—	—	—	—
LCB6 LCBN6 LCC6 LCC6-B LCCN6	STD (1)	—	—	CD-2001-6-SET BLUE P24 (2)	CD-920-6 BLUE P24 (1)	P-414DA-6NIT-B.150* Does not cover LCBN & LCCN	P-19619	P-514DA-6NIT-B.150* Does not cover LCBN & LCCN	P-19623
SCL6	—	—	—	—	—	—	—	—	—
LCB4 LCBN4 LCC4 LCCN4	STD (1)	—	STD (1)	CD-2001-4-SET GRAY P29 (2)	CD-920-4 GRAY P29 (1)	P-414DA-4NIT-B.170 * Does not cover LCBN & LCCN	P-19620	P-514DA-4NIT-B.170 *Does not cover LCBN & LCCN	P-19624
SCL4	—	—	—	—	—	—	—	—	—
LCB2 LCBN2 LCC2 LCC2-B LCCN2	STD (1)	STD (1)	STD (1)	CD-2001-2-SET BROWN P33 (2)	CD-920-2 BROWN P33 (1)	P-414DA-1/0NIT-B.240* Does not cover LCBN & LCCN	P-19621	P-514DA-1/0NIT-B.240* Does not cover LCBN & LCCN	P-19625
SCL2	—	—	—	—	—	—	—	—	—
LCB1 LCBN1 LCC1 LCCN1	STD (1)	STD (1)	STD (1)	CD-2001-1-SET GREEN P37 (2)	CD-920-1 GREEN P37 (1)	P-414DA-1/0NIT-B.240* Does not cover LCBN & LCCN	P-19621	P-514DA-1/0NIT-B.240* Does not cover LCBN & LCCN	P-19625
SCL1	—	—	—	—	—	—	—	—	—
LCB1/0 LCBN1/0 LCC1/0 LCC1/0-B LCCN1/0	STD (1)	STD (1)	STD (1)	CD-2001-1/0-SET PINK P42 (2)	CD-920-1/0 PINK P42 (2)	P-414DA-1/0NIT-B.240* Does not cover LCBN & LCCN	P-19621	P-514DA-1/0NIT-B.240* Does not cover LCBN & LCCN	P-19625
SCL1/0	—	—	—	—	—	—	—	—	—
LCB2/0 LCBN2/0 LCC2/0 LCC2/0-B LCCN2/0	STD (1)	"STD 1)	"STD 1)	CD-2001-2/0-SET BLACK P45 (3)	CD-920-2/0 BLACK P45 (3)	P-414DA-2/0NIT- B.360*Does not cover LCBN & LCCN	P-19622	P-514DA-2/0NIT- B.360*Does not cover LCBN & LCCN	P-19626
SCL2/0	—	—	—	—	—	—	—	—	—
LCB3/0 LCBN3/0 LCC3/0 LCCN3/0	STD (2)	STD (1)	STD (1)	CD-2001-3/0-SET ORANGE P50 (3)	CD-920-3/0 ORANGE P50 (3)	—	—	P-514DA-3/0NIT- B.325*Does not cover LCBN & LCCN	P-19627
SCL3/0	—	—	—	—	—	—	—	—	—
LCB4/0 LCBN4/0 LCC4/0 LCC4/0-B LCCN4/0	STD (2)	STD (1)	STD (1)	CD-2001-4/0-SET PURPLE P54 (3)	CD-920-4/0 PURPLE P54 (3)	—	—	P-514DA-4/0NIT- B.420*Does not cover LCBN & LCCN	P-19628
SCL4/0	—	—	—	—	—	—	—	—	—
LCB250 LCBN250 LCC250 LCC250-B LCCN250	STD (2)	STD (1)	STD (1)	CD-2001-250- SET YELLOW P62 (3)	CD-920-250 YELLOW P62 (3)	—	—	P-514DA-250NIT- B.440*Does not cover LCBN & LCCN	P-19629
SCL250	—	—	—	—	—	—	—	—	—

①The crimp die pockets are integrated into the tool frame

②Half width dies

③CD-920 dies can be used with CT-940CH, CT-940CH/BJO and CT-2940 tools with die adapter

④Maximum size: 500 kcmil lugs and 250 kcmil splices

⑤Maximum size: 250 kcmil lugs and splices. No extended wire range

⑥Requires U die adapter

⑦Minimum size: #4 AWG lugs and splices

Tool Chart for Compression Power Connectors Type LCB, LCBN, LCC, LCCN, SCL Series

Panduit Part Number	Std. Wire Size	Wire Strip Length (in.)	Cable Classes	CT-810	CT-1250	CT-720	CT-2600/L CT-2600/LINT CT-2600/LUK CT-2600/LAUS CT-2600/TO CT-2600/LBT	A See Tool List Below	B See Tool List Below
				Die Part Number/Color Code and Die Index Number / (Number of Crimps)					
LCB300 LCBN300 LCC300 LCCN300	300 kcmil	2-5/16	Stranded Copper; Class B Compact, Compressed or Concentric, Class C: Concentric	—	—	CD-720-4 White P66 (4)	KC4-300 White (2)	CD-2001-300-SET WHITE P66 (3)	CD-920-300 White P66 (3)
SCL300		2							
LCB350 LCBN350 LCC350 LCCN350	350 kcmil	2-5/16				CD-720-5 Red P71 (4)	—	CD-2001-350-SET RED P71 (3)	CD-920-350 Red P71 (3)
SCL350		2							
LCB400 LCBN400 LCC400 LCCN400	400 kcmil	2-3/8				CD-720-6 Blue P76 (4)	—	CD-2001-400-SET BLUE P76 (4)	CD-920-400 Blue P76 (3)
SCL400		2-1/8							
LCB500 LCBN500 LCC500 LCC500-B LCCN500	500 kcmil	2-9/16				CD-720-7 Brown P87 (4)	—	CD-2001-500-SET BROWN P87 (4)	CD-920-500 Brown P87 (3)
SCL500		2-1/4							
LCB600 LCBN600 LCC600 LCCN600	600 kcmil	2-3/4				—	—	***KC22-600B GREEN (4)	CD-920-600 Green P94 (4)
SCL600		2-11/16							
LCB750 LCBN750 LCC750 LCCN750	750 kcmil	2-15/16				—	—	—	CD-920-750 CD-940-750® Black P106 (4)
SCL750		2-7/8							
LCB800 LCBN800 LCC800 LCCN800	800 kcmil	3				—	—	—	CD-940-800® Orange P107 (4)
SCL800		3							
LCB1000 LCBN1000 LCC1000 LCCN1000	1000 kcmil	3-1/16				—	—	—	CD-940-1000® White P125 (4)
SCL1000		3							
LCB1250 LCC1250 LCP1250	1250 kcmil	3-3/8			—	—	—	CD-940-1250 YELLOW P140 (4)	
—		3-3/8							
LCB1500 LCC1500 LCP1500	1500 kcmil	3-3/8			—	—	—	CD-940-1500 GREEN P150 (4)	
—		3-3/8							
LCB2000 LCC2000 LCP2000	2000 kcmil	3-9/16			—	—	—	—	
—		3-9/16							

***KC22-600B crimp die for use with CT-3001/ST and CT-3001/CCP series tools

®CD-920 dies can be used with CT-940CH, CT-940CH/BJO and CT-2940 tools with die adapter

®CD-940 dies to be used exclusively with CT-940CH series and CT-2940 series tools. CT-2001, CT-2001/L, CT-2001/LE, CT-2002, CT-2002/L, CT-3001, CT-3001/E, CT-3001/ST, CT-3001/STINT, CT-3001/STUK, CT-3001/STAUS, CT-3001/TO, CT-3001/CCP, CT-3001/CCPINT, CT-3001/CCPUK, CT-3001/CCPAUS, CT-3001/CCPTO

®Maximum size: 500 kcmil lugs and 250 kcmil splices

®Maximum size: 600 kcmil lugs and splices.

A CT-2001, CT-2001/L, CT-2001/LE, CT-2002, CT-2002/L, CT-2002CH, CT-3001, CT-3001/E, CT-3001/ST, CT-3001/STINT, CT-3001/STUK, CT-3001/STAUS, CT-3001/TO, CT-3001/STBT, CT-3001/CCP, CT-3001/CCPINT, CT-3001/CCPUK, CT-3001/CCPAUS, CT-3001/CCPTO, CT-3001/CCPBT

B CT-920, CT-920/CV, CT-920CH, CT-920CH/CV, CT-920CH/CCP, CT-930, CT-930CH, CT-930LPCH®, CT-940CH®, CT-940CH/BJO®, CT-2920, CT-2920/CCP, CT-2920/CCPINT, CT-2920/CCPUK, CT-2920/CCPAUS, CT-2920/CCPTO, CT-2920/CCPBT, CT-2930, CT-2930/L, CT-2930/LE, CT-2931, CT-2931/ST, CT-2931/STINT, CT-2931/STUK, CT-2931/STAUS, CT-2931/TO, CT-2931/STBT, CT-2931/STCV, CT-2931/STCVINT, CT-2931/STCVUK, CT-2931/STCVAUS, CT-2931/CVTO, CT-2940®, CT-2940/L®, CT-2940/LE®, CT-2940/ST®, CT-2940/STINT®, CT-2940/STUK®, CT-2940/STAUS®, CT-2940/TO®, CT-2940/STBT®

C CT-980, CT-980CH, CT-980LPCH®, CT-2950®, CT-2980, CT-2980/L, CT-2980/LE, CT-2980/ST, CT-2980/STINT, CT-2980/STUK, CT-2980/STAUS, CT-2980/TO, CT-2980/STBT, CT-2981.

(continued on next page)

Tool Chart for Compression Power Connectors Type LCB, LCBN, LCC, LCCN, SCL Series (continued)

Panduit Part Number	Thomas & Betts							
	CT-2920/CCP CT-2920/CCPINT CT-2920/CCPUK CT-2920/CCPAUS CT-2920/CCPTO CT-2920/CCPBT CT-920CH/CCP with UA12ID Indenter Die	C See Uni-Die™ Dieless Tools Below	CT-3980 CT-3980/INT CT-3980/UK CT-3980/AUS CT-3980/TO CT-3980/BT Uni-Die™ Dieless Tool	TBM6, TBM6S, 25000 TBM8	TBM12, 13642M	TBM15, TBM15I, TBM15BSCR	TBM8-750M-1, TBM8-750, TBM750BSCR®, TBM8-750BSCR	TBM14M, TBM14BSCR, BPLT14BSCR, 13100A
L=Lug S=Splice	Die Part Number/Color Code and Die Index Number / (Number of Crimps)							
LCB300 LCBN300 LCC300 LCCN300	STD (1)	2/0 AWG – 300 kcmil (3)	STD (1)	White 66 (4)	White 66② (4)	White 66 (3)	STD (3)	White 66 (3)
SCL300								
LCB350 LCBN350 LCC350 LCCN350	STD (1)	3/0 AWG – 350 kcmil (3)	STD (1)	Red 71 (4)	Red 71H② (4)	Red 71② (4)	STD (3)	Red 71 (4)
SCL350								
LCB400 LCBN400 LCC400 LCCN400	STD (1)	4/0 AWG – 400 kcmil (3)	STD (1)	Blue 76 (4)	Blue 76H② (4)	Blue② (4)	STD (3)	Blue 76 (4)
SCL400								
LCB500 LCBN500 LCC500 LCC500-B LCCN500	STD (1)	4/0 AWG – 500 kcmil (3)	STD (1)	Brown 87 (4)	Brown 87H② (4)	Brown 87② (4)	STD (3)	Brown 87 (4)
SCL500								
LCB600 LCBN600 LCC600 LCCN600	STD (1)	250 – 600 kcmil (3)	STD (1)	–	Green 94H② (4)	Green 94② (4)	STD (4)	Green 94 (4)
SCL600								
LCB750 LCBN750 LCC750 LCCN750	STD (1)	500 – 750 kcmil (3)	–	–	Black 106H② (4)	Black 106② (4)	STD (4)	Black 106 (4)
SCL750								
LCB800 LCBN800 LCC800 LCCN800	–	–	–	–	–	–	–	–
LCB1000 LCBN1000 LCC1000 LCCN1000	–	–	–	–	Yellow 125H② (4)	125② (4)	–	125② (4)
SCL1000								
LCB1250 LCC1250 LCP1250	–	–	–	–	–	140H* (4)	–	–
–								
LCB1500 LCC1500 LCP1500	–	–	–	–	–	150H* (4)	–	–
–								
LCB2000 LCC2000 LCP2000	–	–	–	–	–	–	–	–
–								

***KC22-600B crimp die for use with CT-3001/ST and CT-3001/CCP series tools

②Half width dies

③CD-920 dies can be used with CT-940CH, CT-940CH/BJO and CT-2940 tools with die adapter

④CD-940 dies to be used exclusively with CT-940CH series and CT-2940 series tools. CT-2001, CT-2001/L, CT-2001/LE, CT-2002, CT-2002/L, CT-3001, CT-3001/E, CT-3001/ST, CT-3001/STINT, CT-3001/STUK, CT-3001/STAU, CT-3001/TO, CT-3001/CCP, CT-3001/CCPINT, CT-3001/CCPUK, CT-3001/CCPAUS, CT-3001/CCPTO

⑤Maximum size: 500 kcmil lugs and 250 kcmil splices

⑦Requires U die adapter

⑧Minimum size: #4 AWG lugs and splices

⑨Maximum size: 600 kcmil lugs and splices

(continued on next page)

Tool Chart for Compression Power Connectors Type LCB, LCBN, LCC, LCCN, SCL Series *(continued)*

Panduit Part Number	Burdny					Anderson	Penn-Union	Greenlee	WEZAG / SCHLEUNIGER Tool Part Number	
	Y35, Y35BH, Y39, Y39BH, Y750, Y750-2, Y750BH, Y750HS, Y750BH-2, PAT750, BAT750, BAT35	Y45 [Ⓣ] , Y46 [Ⓣ]	Y644M, Y644HS, Y644MBH, PAT644, BAT644	Y60BHU	PAT600	VC6	TDY-1	1989	WEZAG UP60 SCHLEUNIGER CT60	WEZAG UP65 SCHLEUNIGER CT65
L=Lug S=Splice	Die Part Number/Color Code and Die Index Number / (Number of Crimps)									
LCB300 LCBN300 LCC300 LCCN300	U30RT White 17 (3)	U30RT White 17 (3)	STD (1)	—	W30RT White 17 (2)	STD (3)	STD (2)	STD (1)	CD-2001-300-SET WHITE P66 (3)	CD-920-300 WHITE P66 (3)
SCL300					—					
LCB350 LCBN350 LCC350 LCCN350	U31RT Red 18 (3)	U31RT Red 18 (3)	STD (1)	—	W31RT Red 18 (2)	STD (3)	STD (2)	STD (1)	CD-2001-350-SET RED P71 (3)	CD-920-350 RED P71 (3)
SCL350					—					
LCB400 LCBN400 LCC400 LCCN400	U32RT Blue 19 (3)	U32RT Blue 19 (3)	STD (1)	—	W32RT Blue 19 (3)	STD (3)	STD (2)	STD (1)	CD-2001-400-SET BLUE P76 (4)	CD-920-400 BLUE P76 (3)
SCL400					—					
LCB500 LCBN500 LCC500 LCC500-B LCCN500	U34RT Brown 20 (3)	U34RT Brown 20 (3)	STD (1)	—	W34RT Brown 20 (3)	STD (3)	STD (2)	STD (1)	CD-2001-500-SET BROWN P87 (4)	CD-920-500 BROWN P87 (3)
SCL500					—					
LCB600 LCBN600 LCC600 LCCN600	U36RT Green 22 (4)	U36RT Green 22 (4)	STD (1)	—	—	—	STD (4)	—	***KC22-600B GREEN (4)	CD-920-600 GREEN P94 (4)
SCL600					—					
LCB750 LCBN750 LCC750 LCCN750	U39RT Black 24 (5)	U39RT Black 24 (5)	STD (1)	—	—	—	STD (2)	—	—	CD-920-750 CD-940-750 BLACK P106 (4)
SCL750					—					
LCB800 LCBN800 LCC800 LCCN800	—	—	—	—	—	—	—	—	—	CD-940-800 ORANGE P107 (4)
LCB1000 LCBN1000 LCC1000 LCCN1000	—	S44RT White 27 (6)	—	—	—	—	—	—	—	CD-940-1000 WHITE P125 (4)
SCL1000					—					
LCB1250 LCC1250 LCP1250	—	P45RT (6)	—	—	—	—	—	—	—	CD-940-1250 YELLOW P140 (4)
—					—					
LCB1500 LCC1500 LCP1500	—	S46RT (6)	—	L46RT (3)	—	—	—	—	—	CD-940-1500 GREEN P150 (4)
—					—					
LCB2000 LCC2000 LCP2000	—	---	—	L48RT (4)	—	—	—	—	—	—
—					—					

***KC22-600B crimp die for use with CT-3001/ST and CT-3001/CCP series tools

ⓉCD-920 dies can be used with CT-940CH, CT-940CH/BJO and CT-2940 tools with die adapter

ⓉCD-940 dies to be used exclusively with CT-940CH series and CT-2940 series tools. CT-2001, CT-2001/L, CT-2001/LE, CT-2002, CT-2002/L, CT-3001, CT-3001/E, CT-3001/ST,

CT-3001/STINT, CT-3001/STUK, CT-3001/STAU, CT-3001/TO, CT-3001/CCP, CT-3001/CCPINT, CT-3001/CCPUK, CT-3001/CCPAUS, CT-3001/CCPTO

ⓉMaximum size: 500 kcmil lugs and 250 kcmil splices

ⓉRequires U die adapter

ⓉMaximum size: 600 kcmil lugs and splices

Tool Chart for Compression Power Connectors Types A-Series (BCL)

Panduit Part Number	Std. Wire Size	Wire Strip Length	Cable Classes	Power Hand Crimper	Bench Top Crimper				Pullout force	
				BlackFin	Schleuniger	Wezag	Pico 500 Series	Pico 400 Series	UL 486A486	MIL- T7928G
				CT-3001/ST, CT-3001/STBT, CT-3001/CCP, CT-3001/CCPBT	CT 60	UP 60	Model 500-D-1EC-P	Model 400-B-1EC		
				6.7 ton	8.4 tons	7.3 tons	10 tons	6 tons		
					Adapter CTA-1481- 03039	Adapter 1481-03017				
Die Part Number	Locator	Crimp Die	Locator	Crimp Die						
A8-10R A8-14R A8-56R A8-38R	8 AWG	9/16"	Class K Copper Flex Conductor	KC22-8 Red (2)	10894	514DA-8NIT-B.140	19352	414DA-8NIT B.140	90	225
A6-10R A6-14R A6-56R A6-38R A6-14RH				6 AWG	9/16"	KC22-6 Blue (2)	10893 19576	514DA-6NIT-B.150	19351 —	414DA-6NIT B.150 —
A4-14R A4-56R A4-38R	4 AWG	5/8"				KC22-4 Gray (2)	10969	514DA-4NIT-B.170	19353	414DA-4NIT B.170
A2-14R A2-56R A2-38R A2-12R A2-14RH A2-38RH A2-56RH A2-56RF A2-38RF				2 AWG	3/4"	KC22-2 Brown (2)	5510-8 19575 19582	514DA-2NIT-B.190	19354 —	414DA-2NIT B.190 —
A1-14R A1-56R A1-38R A1-12R	1 AWG	13/16"				KC22-1 Green (2)	5510-11	514DA-1NIT B.240	19350	414DA-1/ONIT B.240
A1/0-56R A1/0-38R A1/0-12R A1/0-38RH A1/0-38RF				1/0 AWG	13/16"	KC22-1/0 Pink (2)	10216 19574 19581	514DA-1/0-NIT-B.280	19349 —	414DA-1/ONIT B.240 —
A2/0-56RC A2/0-38R A2/0-12R A2/0-38RH A2/0-56RH A2/0-12RF	2/0 AWG	15/16"				CD22-2/0 Black (2)	10863 19573 Not Required	514DA-2/0-NIT-B.280	19348 —	414DA-2/ONIT B.280 —
A3/0-56R A3/0-38R A3/0-12R				3/0 AWG	13/16"	CD22-3/0 Orange (2)	5520-1	514DA-3/0-NIT-B.325	—	—
A4/0-56R A4/0-38R A4/0-12R A4/0-38RF A4/0-56RF A4/0-12RF A4/0-12RH A4/0-38RH	4/0 AWG	15/16"				KC22-4/0 Purple (2)	10895 Not Required —	514DA-4/0-NIT-B.350	— —	— —

*Does not meet the MIL-T-7928G requirements

Tool Chart for Compression Power Connectors Type LCAF, LCCF, SCSF Series

Panduit Part Number L=Lug S=Splice	Std. Wire Size	Cable Classes	Wire Strip Length (in.)	A See Tool List Below		Burndy PAT600		
				Die Part Number/Color Code and Die Index Number/(Number of Crimps)				
				For LCAF, SCSF Parts	For LCCF Parts	LCAF Parts		
LCCF8 LCAF8	#8 AWG	Locomotive (DLO)	13/16	CD-920-8 Red P21 (1)		W8CRT Red 49 (1)		
SCSF8			11/16			—		
LCAF6	#6 AWG		7/8	CD-920-6 Blue P24 (1)	CD-920-6 Blue P24 (2)	W5CRT Blue 7 (1)		
LCCF6			1-5/16					—
SCSF6			13/16					—
LCAF4	#4 AWG		7/8	CD-920-4 Gray P29 (1)	CD-920-4 Gray P29 (2)	W4CRT Gray 8 (1)		
LCCF4			1-5/16					—
SCSF4			13/16					—
LCAF2	#2 AWG		15/16	CD-920-2 Brown P33 (1)	CD-920-2 Brown P33 (2)	W2CRT Brown 10 (1)		
LCCF2			1-7/16					—
SCSF2			7/8					—
LCAF1	#1 AWG	K, M, Locomotive (DLO)	1	CD-920-1/0 Pink P42 (1)	CD-920-1/0 Pink P42 (2)	W1CRT1 Green 11 (1)		
LCCF1			1-1/2					—
SCSF1			7/8					—
LCAF1/0	1/0 AWG		1-7/16	CD-920-2/0 Black P45 (2)		W25RT Pink 12 (1)		
LCCF1/0			1-9/16					—
SCSF1/0			1-3/16					—
LCAF2/0	2/0 AWG		1-7/16	CD-920-3/0 Orange P50 (2)		W26RT Black 13 (2)		
LCCF2/0			1-9/16					—
SCSF2/0			1-3/16					—
LCAF3/0	3/0 AWG		1-7/16	CD-920-4/0 Purple P54 (2)		W27RT Orange 14 (2)		
LCCF3/0			1-5/8					—
SCSF3/0			1-3/16					—
LCAF4/0	4/0 AWG		1-7/16	CD-920-250 Yellow P62 (2)		W28RT & W28VT Purple 15 (2)		
LCCF4/0			1-11/16					—
SCSF4/0			1-3/16					—

①CD-920 dies can be used with CT-940CH, CT-940CH/BJO and CT-2940 series tools with die adapter

A CT-920, CT-920/CV, CT-920CH, CT-920CH/CV, CT-920CH/CCP, CT-930, CT-930CH, CT-940CH①, CT-940CH/BJO①, CT-2920, CT-2920/CCP, CT-2920/CCPINT, CT-2920/CCPUK, CT-2920/CCPAUS, CT-2920/CCPTO, CT-2920/CCPBT, CT-2930, CT-2930/L, CT-2930/LE, CT-2931, CT-2931/ST, CT-2931/STINT, CT-2931/STUK, CT-2931/ST AUS, CT-2931/TO, CT-2931/STBT, CT-2931/STCV, CT-2931/STCVINT, CT-2931/STCVUK, CT-2931/STCVAUS, CT-2931/CVTO, CT-2940①, CT-2940/L①, CT-2940/LE①, CT-2940/ST①, CT-2940/STINT①, CT-2940/STUK①, CT-2940/ST AUS①, CT-2940/TO①, CT-2940/STBT①

Tool Chart for Compression Power Connectors Type LCAF, LCCF, SCSF Series

Panduit Part Number L=Lug S=Splice	Std. Wire Size	Cable Classes	Wire Strip Length (in.)	A See Tool List Below		Burdny PAT600 LCAF Parts
				Die Part Number/Color Code and Die Index Number/(Number of Crimps)		
				For LCAF, SCSF Parts	For LCCF Parts	
LCAF250	250 kcmil 262.6 kcmil	K, M, Locomotive (DLO)	1-3/4	CD-920-300 White P66 (2)	CD-920-300 White P66 (3)	W29RT Yellow 16 (2)
LCCF250			2-5/16			—
SCSF250			1-3/16			—
LCAF300	300 kcmil 313.1 kcmil		1-3/4	CD-920-350 Red P71 (2)	CD-920-350 Red P71 (3)	W30RT White 17 (2)
LCCF300			2-3/8			—
SCSF300			1-1/4			—
LCAF350	350 kcmil 373.7 kcmil		1-15/16	CD-920-400 Blue P76 (2)	CD-920-400 Blue P76 (3)	W31RT Red 18 (2)
LCCF350			2-9/16			—
SCSF350			1-1/2			—
LCAF400	400 kcmil 444.4 kcmil		2-1/4	CD-920-500 Brown P87 (2)	CD-920-500 Brown P87 (3)	W32RT Blue 19 (3)
LCCF400			2-3/4			—
SCSF400			1-11/16			—
LCAF500	500 kcmil 535.3 kcmil		2-5/16	CD-920-500A Pink P99 (2)	CD-920-500A Pink P99 (3)	W34RT Brown 20 (3)
LCCF500			2-15/16			—
SCSF500			1-5/8			—
LCAF600 ^③	646.4 kcmil	Locomotive (DLO)	2-3/8	CD-920-750 Black P106 (2)	CD-920-750 Black P106 (3)	—
LCCF600 ^③			3			—
SCSF600 ^③			1-5/8			—
LCAF750 ^③	777.7 kcmil		2-7/16	CD-940-800 ^② Orange P107 (2)	CD-940-800 ^② Orange P107 (4)	—
LCCF750 ^③			3-1/16			—
SCSF750 ^③			1-5/8			—

① CD-920 dies can be used with CT-940CH, CT-940CH/BJO and CT-2940 series tools with die adapter
 ② CD-940 dies to be used exclusively with CT-940CH, CT-940CH/BJO and CT-2940 series tools
 ③ Can only be crimped with CT-940CH, CT-940CH/BJO and CT-2940 tools

A CT-920, CT-920/CV, CT-920CH, CT-920CH/CV, CT-920CH/CCP, CT-930, CT-930CH, CT-940CH^①, CT-940CH/BJO^①, CT-2920, CT-2920/CCP, CT-2920/CCPINT, CT-2920/CCPUK, CT-2920/CCPAUS, CT-2920/CCPTO, CT-2920/CCPBT, CT-2930, CT-2930/L, CT-2930/LE, CT-2931, CT-2931/ST, CT-2931/STINT, CT-2931/STUK, CT-2931/STAU, CT-2931/TO, CT-2931/STBT, CT-2931/STCV, CT-2931/STCVINT, CT-2931/STCVUK, CT-2931/STCVAUS, CT-2931/CVTO, CT-2940^③, CT-2940/L^③, CT-2940/LE^③, CT-2940/ST^③, CT-2940/STINT^③, CT-2940/STUK^③, CT-2940/STAU^③, CT-2940/TO^③, CT-2940/STBT^③

Tool Chart for Compression Power Connectors Types LCAX, LCAXN, LCBX, LCDX, LCDXN, LCCX, LCCXN

Panduit Part Number	Std. Wire Size	Cable Classes	Wire Strip Length (In.)	A See Tool List Below		B See Tool List Below		CT-3980 CT-3980/INT CT-3980/UK CT-3980/AUS CT-3980/TO CT-3980/BT Uni-Die™ Dieless Tool
				CT-1700 ^①	Die Part Number/Color Code and Die Index Number/(Number of Crimps)	Die Part Number/Color Code and Die Index Number/(Number of Crimps)	Die Part Number/Color Code and Die Index Number/(Number of Crimps)	
LCAX8, LCDX8, LCDXN8, LCEX8, LCJX8	#8 AWG	Compact, B, DLO, K, G, H, I, M MIL-W-5086+	1/2	Red P21 (2)	CD-2001-8-SET Red P21 (1)	CD-920-8 Red P21 (1)	Std. (1)	
LCBX8, LCCX8, LCYX8			3/4	Red P21 (3)	CD-2001-8-SET Red P21 (2)		Std. (1)	
SCSX8			9/16	Red P21 (2)	CD-2001-8-SET Red P21 (1)		Std. (1)	
LCAX6, LCDX6, LCDXN6, LCEX6, LCJX6	#6 AWG	Compact, B, DLO, K, G, H, I, M MIL-W-5086+	9/16	Blue P24 (2)	CD-2001-6-SET Blue P24 (1)	CD-920-6 Blue P24 (1)	Std. (1)	
LCBX6, LCCX6			1-1/8	Blue P24 (3)	CD-2001-6-SET Blue P24 (2)		Std. (1)	
SCSX6			9/16	Blue P24 (2)	CD-2001-6-SET Blue P24 (1)		Std. (1)	
LCAX4, LCDX4, LCDXN4, LCEX4, LCJX4	#4 AWG	Compact, B, DLO, K, G, H, I, M	5/8	Gray P29 (2)	CD-2001-4-SET Gray P29 (1)		Std. (1)	
	#5, #4, #3	Locomotive (DLO)						
LCBX4, LCCX4	#4 AWG	Compact, B, G, H, I, K, M	1-1/8	Gray P29 (3)	CD-2001-4-SET Gray P29 (2)	CD-920-4 Gray P29 (1)	Std. (1)	
	#5, #4, #3	Locomotive (DLO)						
SCSX4	#4 AWG	Compact, B, K, G, H, I, M MIL-W-5086+	5/8	Gray P29 (2)	CD-2001-4-SET Gray P29 (1)		Std. (1)	
	#5, #4, #3	Locomotive (DLO)						
LCAX2, LCDX2, LCDXN2, LCEX2, LCJX2	#2 AWG	Compact, B, G, H, I, K, M, Locomotive (DLO)	11/16	Brown P33 (2)	CD-2001-2-SET Brown P33 (1)	CD-920-2 Brown P33 (1)	Std. (1)	
LCBX2, LCCX2, LCCXN2			1-7/16	Brown P33 (3)	CD-2001-2-SET Brown P33 (2)		Std. (1)	
LCAX1, LCDX1, LCDXN1, LCEX1, LCJX1	#1 AWG	Compact, B, G, H, I, K, M, Locomotive (DLO)	3/4	-	CD-2001-1-SET Green P37 (1)	CD-920-1 Green P37 (1)	Std. (1)	
LCBX1, LCCX1			1-1/2		CD-2001-1-SET Green P37 (2)		CD-920-1 Green P37 (2)	Std. (1)
LCAX1/0, LCAXN1/0, LCDX1/0, LCDXN1/0, LCEX1/0, LCJX1/0	1/0 AWG	Compact, B, G, H, I, K, M, Locomotive (DLO)	3/4	-	CD-2001-1/0-SET Pink P42 (2)	CD-920-1/0 Pink P42 (1)	Std. (1)	
LCBX1/0, LCCX1/0			1-9/16		CD-2001-1/0-SET Pink P42 (3)		CD-920-1/0 Pink P42 (3)	Std. (1)
LCAX2/0, LCAXN2/0, LCDX2/0, LCDXN2/0, LCEX2/0, LCJX2/0	2/0 AWG	Compact, B, DLO, K, G, H, I, M MIL-W-5086+	7/8	-	CD-2001-2/0-SET Black P45 (2)	CD-920-2/0 Black P45 (1)	Std. (1)	
LCBX2/0, LCCX2/0			1-9/16		CD-2001-2/0-SET Black P45 (3)		CD-920-2/0 Black P45 (3)	Std. (1)
SCSX2/0			7/8		CD-2001-2/0-SET Black P45 (3)		CD-920-2/0 Black P45 (3)	Std. (1)
LCAX3/0, LCAXN3/0, LCDX3/0, LCDXN3/0, LCEX3/0, LCJX3/0	3/0 AWG	Compact, B, G, H, I, K, M, Locomotive (DLO)	1	-	CD-2001-3/0-SET Orange P50 (2)	CD-920-3/0 Orange P50 (1)	Std. (1)	
LCBX3/0, LCCX3/0			1-5/8		CD-2001-3/0-SET Orange P50 (3)		CD-920-3/0 Orange P50 (3)	Std. (1)

^①The CT-1700 crimp die pockets are integrated into the tool frame
^②CD-920 dies can be used with CT-940CH, CT-940CH/BJO and CT-2940 tools with die adapter
^③Requires U die adapter
^④Does not include class K flex conductor with Burndy tools
^⑤Does not include class M flex conductor with Thomas and Betts tools
^⑥Does not include class K and M flex conductor with Thomas and Betts tools
^⑦Does not include class K flex conductor with Thomas and Betts tools
^⑧MIL-W-5086 cable class for use with SCSX splices only

(continued on next page)

Tool Chart for Compression Power Connectors Types LCAX, LCAXN, LCBX, LCDX, LCDXN, LCCX, LCCXN (continued)

Panduit Part Number	Thomas & Betts					
	TBM12	TBM8	TBM6, 25000	TBM6BSCR, TBM6H	TBM8-750, TBM8-750M-1	TBM14BSCR, TBM14M, TBM15
	Die Part Number/Color Code and Die Index Number/(Number of Crimps)					
LCAX8, LCDX8, LCDXN8, LCEX8, LCJX8	TBM12D-1 Red 21 (1)	13461 Red 21 (1)	13475 & 13477 Red 21 (1)	6TON21 Red 21 (1)	STD (1)	15520 Red 21 (1)
LCBX8, LCCX8 LCYX8	TBM12D-1 Red 21 (2)	13461 Red 21 (2)	13475 & 13477 Red 21 (2)	6TON21 Red 21 (2)	STD (2)	15520 Red 21 (2)
SCSX8	—	—	—	—	—	—
LCAX6, LCDX6, LCDXN6, LCEX6, LCJX6	TBM12D-1 Blue 24 (1)	13461 Blue 24 (1)	13475 & 13477 Blue 24 (1)	6TON24 Blue 24 (1)	STD (1)	15522 Blue 24 (1)
LCBX6, LCCX6	TBM12D-1 Blue 24 (2)	13461 Blue 24 (2)	13475 & 13477 Blue 24 (2)	6TON24 Blue 24 (2)	STD (2)	15522 Blue 24 (2)
SCSX6	—	—	—	—	—	—
LCAX4, LCDX4, LCDXN4, LCEX4, LCJX4	TBM12D-2 Gray 29 (1)	13461 Gray 29 (1)*	13472 & 13476 Gray 29 (1)	6TON29 Gray 29 (1)	STD (1)	15527-CK Gray 29 (1)
LCBX4, LCCX4	TBM12D-2 Gray 29 (3)	13461 Gray 29 (2)	13472 & 13476 Gray 29 (3)	6TON29 Gray 29 (2)	STD (3)	15527-CK Gray 29 (2)
SCSX4	—	—	—	—	—	—
LCAX2, LCDX2, LCDXN2, LCEX2, LCJX2	TBM12D-2 Brown 33 (1)	13461 Brown 33 (1)	13474 & 13477 Brown 33 (1)	6TON33 Brown 33 (1)	STD (1)	15528 Brown 33 (1)
LCBX2, LCCX2, LCCXN2	TBM12D-2 Brown 33 (3)	13461 Brown 33 (3)	13474 & 13477 Brown 33 (3)	6TON33 Brown 33 (2)	STD (3)	15528 Brown 33 (2)
LCAX1, LCDX1, LCDXN1, LCEX1, LCJX1	TBM12D-1 Green 37 (1)	13462 Green 37 (1)	13474 & 13477 Green 37 (1)	6TON37 Green 37 (1)	STD (1)	15513-CK Green 37 (1)
LCBX1, LCCX1	TBM12D-3 Green 37 (3)	13462 Green 37 (3)	13474 & 13477 Green 37 (3)	6TON37 Green 37 (2)	STD (3)	15513-CK Green 37 (2)
LCAX1/0, LCAXN1/0, LCDX1/0, LCDXN1/0, LCEX1/0, LCJX1/0	TBM12D-3 Pink 42 (1)	13462 Pink 42 (1)	13475 & 13477 Pink 42 (2)	6TON42 Pink 42 (2)	STD (1)	15508 Pink 42 (2)
LCBX1/0, LCCX1/0	TBM12D-3 Pink 42 (3)	13462 Pink 42 (3)	13475 & 13477 Pink 42 (3)	6TON42 Pink 42 (3)	STD (3)	15508 Pink 42 (3)
LCAX2/0, LCAXN2/0, LCDX2/0, LCDXN2/0, LCEX2/0, LCJX2/0	TBM12D-4 Blk/Gold 45 (1)	13462 Black 45 (2)	13474 & 13477 Black 45 (2)	6TON45 Black 45 (2)	STD (1)	15526 Black 45 (1)
LCBX2/0, LCCX2/0	TBM12D-4 Blk/Gold 45 (3)	13462 Black 45 (4)	13474 & 13477 Black 45 (3)	6TON45 Black 45 (3)	STD (3)	15526 Black 45 (2)
SCSX2/0	—	—	—	—	—	—
LCAX3/0, LCAXN3/0, LCDX3/0, LCDXN3/0, LCEX3/0, LCJX3/0	TBM12D-4 Org/Tan 50 (1)	13462 Orange 50 (2)	13474 & 13477 Orange 50 (2)	6TON50 Orange 50 (2)	STD (1)	15530 Orange 50 (2)
LCBX3/0, LCCX3/0	TBM12D-4 Org/Tan 50 (3)	13462 Orange 50 (4)	13474 & 13477 Orange 50 (3)	6TON50 Orange 50 (3)	STD (3)	15530 Orange 50 (3)

①The CT-1700 crimp die pockets are integrated into the tool frame
 ②CD-920 dies can be used with CT-940CH, CT-940CH/BJO and CT-2940 tools with die adapter
 ③Requires U die adapter
 ④Does not include class K flex conductor with Burndy tools

⑤Does not include class M flex conductor with Thomas and Betts tools
 ⑥Does not include class K and M flex conductor with Thomas and Betts tools
 ⑦Does not include class K flex conductor with Thomas and Betts tools
 +MIL-W-5086 cable class for use with SCSX splices only

A CT-2001, CT-2001/L, CT-2001/LE, CT-2002, CT-2002/L, CT-2002CH, CT-3001, CT-3001/E, CT-3001/ST, CT-3001/STINT, CT-3001/STUK, CT-3001/STAU, CT-3001/TO, CT-3001/STBT, CT-3001/CCP, CT-3001/CCPINT, CT-3001/CCPUK, CT-3001/CCPAUS, CT-3001/CCPTO, CT-3001/CCPBT

B CT-920, CT-920/CV, CT-920CH, CT-920CH/CV, CT-920CH/CCP, CT-930, CT-930CH, CT-940CH, CT-940CH/BJO, CT-2920, CT-2920/CCP, CT-2920/CCPINT, CT-2920/CCPUK, CT-2920/CCPAUS, CT-2920/CCPTO, CT-2920/CCPBT, CT-2930, CT-2930/L, CT-2930/LE, CT-2931, CT-2931/ST, CT-2931/STINT, CT-2931/STUK, CT-2931/STAU, CT-2931/TO, CT-2931/STBT, CT-2931/STCV, CT-2931/STCVINT, CT-2931/STCVUK, CT-2931/STCVAUS, CT-2931/STCVAUS, CT-2931/STCVAUS, CT-2940/L, CT-2940/LE, CT-2940/ST, CT-2940/STINT, CT-2940/STUK, CT-2940/STAU, CT-2940/TO, CT-2940/STBT

(continued on next page)

Tool Chart for Compression Power Connectors Types LCAX, LCAXN, LCBX, LCDX, LCDXN, LCCX, LCCXN (continued)

Panduit Part Number	Burdny					WEZAG / SCHLEUNIGER Tool Part Number	
	BCT500HS, Y500CT-HS	Y644M	Y35, Y39, Y750, Y46®, Y750-2, Y750BH, BAT35-14V, BAT750-14V, Pat750-18V	MRC840	PAT600*	WEZAG UP60 SCHLEUNIGER CT60	WEZAG UP65 SCHLEUNIGER CT65
	Die Part Number/Color Code and Die Index Number/ (Number of Crimps)					Adapter 1481-03034	Adapter 1481-05010
LCAX8, LCDX8, LCDXN8, LCEX8, LCJX8	W8CRT Red 49 (1)	—	U8CRT Red 49 (1)	Red 49 (1)	W8CRT Red 49 (1)	CD-2001-8-SET Red P21 (1)	CD-920-8 Red P21 (1)
LCBX8, LCCX8 LCYX8	W8CRT Red 49 (2)	—	U8CRT Red 49 (2)	Red 49 (2)	W8CRT Red 49 (1)		
SCSX8	—	—	—	—	—		
LCAX6, LCDX6, LCDXN6, LCEX6, LCJX6	W5CRT Blue 7 (1)	(1)	U5CRT Blue 7 (1)	Blue 7 (1)	W5CRT Blue 7 (1)	CD-2001-6-SET Blue P24 (1)	CD-920-6 Blue P24 (1)
LCBX6, LCCX6	W5CRT Blue 7 (2)	(2)	U5CRT Blue 7 (2)	Blue 7 (2)	W5CRT Blue 7 (1)		
SCSX6	—	—	—	—	—		
LCAX4, LCDX4, LCDXN4, LCEX4, LCJX4	W4CRT Gray 8 (1)	(1)	U4CRT Gray 8 (1)	—	W4CRT Gray 8 (1)	CD-2001-4-SET Gray P29 (1)	CD-920-4 Gray P29 (1)
LCBX4, LCCX4	W4CRT Gray 8 (2)	(2)	U4CRT Gray 8 (2)	—	W4CRT Gray 8 (1)		
SCSX4	—	—	—	—	—		
LCAX2, LCDX2, LCDXN2, LCEX2, LCJX2	W2CRT Brown 10 (1)	(1)	U2CRT Brown 10 (1)	—	W2CRT Brown 10 (1)	CD-2001-2-SET Brown P33 (1)	CD-920-2 Brown P33 (1)
LCBX2, LCCX2, LCCXN2	W2CRT Brown 10 (2)	(2)	U2CRT Brown 10 (2)	—	W2CRT Brown 10 (1)		
LCAX1, LCDX1, LCDXN1, LCEX1, LCJX1	W1CRT-1 Green 11 (1)	(1)	U1CRT Green 11 (1)	—	W1CRT-1 Green 11 (1)	CD-2001-1-SET Green P37 (1)	CD-920-1 Green P37 (1)
LCBX1, LCCX1	W1CRT-1 Green 11 (2)	(2)	U1CRT Green 11 (2)	—	W1CRT-1 Green 11 (2)		
LCAX1/0, LCAXN1/0, LCDX1/0, LCDXN1/0, LCEX1/0, LCJX1/0	W25RT Pink 12 (2)	(1)	U25RT Pink 12 (1)	—	W25RT Pink 12 (2)	CD-2001-1/0-SET Pink P42 (2)	CD-920-1/0 Pink P42 (1)
LCBX1/0, LCCX1/0	W25RT Pink 12 (3)	(2)	U25RT Pink 12 (2)	—	W25RT Pink 12 (2)		
LCAX2/0, LCAXN2/0, LCDX2/0, LCDXN2/0, LCEX2/0, LCJX2/0	W26RT Black 13 (2)	(1)	U26RT Black 13 (1)	—	W26RT Black 13 (2)	CD-2001-2/0-SET Black P45 (2)	CD-920-2/0 Black P45 (1)
LCBX2/0, LCCX2/0	W26RT Black 13 (3)	(2)	U26RT Black 13 (2)	—	W26RT Black 13 (2)		
SCSX2/0	—	—	—	—	—		
LCAX3/0, LCAXN3/0, LCDX3/0, LCDXN3/0, LCEX3/0, LCJX3/0	W27RT Orange 14 (2)	(1)	U27RT Orange 14 (1)	—	W27RT Orange 14 (2)	CD-2001-3/0-SET Orange P50 (2)	CD-920-3/0 Orange P50 (1)
LCBX3/0, LCCX3/0	W27RT Orange 14 (4)	(2)	U27RT Orange 14 (2)	—	W27RT Orange 14 (2)		

①The CT-1700 crimp die pockets are integrated into the tool frame
 ②CD-920 dies can be used with CT-940CH, CT-940CH/BJO and CT-2940 tools with die adapter
 ③Requires U die adapter
 ④Does not include class K flex conductor with Burndy tools

⑤Does not include class M flex conductor with Thomas and Betts tools
 ⑥Does not include class K and M flex conductor with Thomas and Betts tools
 ⑦Does not include class K flex conductor with Thomas and Betts tools
 +MIL-W-5086 cable class for use with SCSX splices only
 *PAT600 only approved with LCAX, LCBX, LCDX, LCCX lug families

A CT-2001, CT-2001/L, CT-2001/LE, CT-2002, CT-2002/L, CT-2002CH, CT-3001, CT-3001/E, CT-3001/ST, CT-3001/STINT, CT-3001/STUK, CT-3001/STAU, CT-3001/TO, CT-3001/STBT, CT-3001/CCP, CT-3001/CCPINT, CT-3001/CCPUK, CT-3001/CCPAUS, CT-3001/CCPTO, CT-3001/CCPBT

B CT-920, CT-920/CV, CT-920CH, CT-920CH/CV, CT-920CH/CCP, CT-930, CT-930CH, CT-940CH®, CT-940CH/BJO®, CT-2920, CT-2920/CCP, CT-2920/CCPINT, CT-2920/CCPUK, CT-2920/CCPAUS, CT-2920/CCPTO, CT-2920/CCPBT, CT-2930, CT-2930/L, CT-2930/LE, CT-2931, CT-2931/ST, CT-2931/STINT, CT-2931/STUK, CT-2931/STAU, CT-2931/TO, CT-2931/STBT, CT-2931/STCV, CT-2931/STCVINT, CT-2931/STCVUK, CT-2931/STCVAUS, CT-2931/CVTO, CT-2940®, CT-2940/L®, CT-2940/LE®, CT-2940/ST®, CT-2940/STINT®, CT-2940/STUK®, CT-2940/STAU®, CT-2940/TO®, CT-2940/STBT®

Tool Chart for Compression Power Connectors Types LCAX, LCAXN, LCBX, LCDX, LCDXN, LCCX, LCCXN

Panduit Part Number	Std. Wire Size	Cable Classes	Wire Strip Length (In.)	CT-1700 ^①	A	B	CT-3980 CT-3980/INT CT-3980/UK CT-3980/AUS CT-3980/TO, CT-3980/BT
					See Tool List Below++	See Tool List Below	
Die Part Number/Color Code and Die Index Number/(Number of Crimps)							
LCAX4/0, LCAXN4/0, LCAXN4/0, LCDX4/0, LCDXN4/0, LCEX4/0, LCJX4/0	4/0 AWG	Compact, B, G, H, I, K, M, Locomotive (DLO) ^⑦ MIL-W-5086+	1-1/16	-	CD-2001-4/0-SET Purple P54 (2)	CD-920-4/0 Purple P54 (1)	Std. (1)
LCBX4/0, LCCX4/0			2-5/16		CD-2001-4/0-SET Purple P54 (3)	CD-920-4/0 Purple P54 (3)	
SCSX4/0 [^]			1-1/16		CD-2001-4/0-SET Purple P54 (2)	CD-920-4/0 Purple P54 (1)	
LCAX250, LCAXN250, LCDX250, LCDXN250, LCEX250, LCJX250	250 kcmil	G, H, I, K, M	1-1/16	-	CD-2001-250 Yellow P62 (2)	CD-920-250 Yellow P62 (1)	Std. (1)
LCBX250, LCCX250	262.6 kcmil	Locomotive (DLO)	2-5/16		CD-2001-250-SET Yellow P62 (3)	CD-920-250 Yellow P62 (3)	
LCAX300, LCAXN300, LCDX300, LCDXN300, LCEX300, LCJX300	300 kcmil	G, H, I, K, M	1-1/4	-	CD-2001-350-SET Red P71 (2)	CD-920-350 Red P71 (2)	Std. (1)
LCBX300, LCCX300	313.1 kcmil	Locomotive (DLO)					
	LCBX300, LCCX300	300 kcmil	G, H, I, K, M	2-3/8	-	CD-2001-350-SET Red P71 (4)	CD-920-350 Red P71 (3)
313.1 kcmil		Locomotive (DLO)					
LCAX350, LCAXN350, LCDX350, LCDXN350, LCEX350, LCJX350	350 kcmil	G, H, I, K, M	1-3/8	-	CD-2001-400-SET Blue P76 (2)	CD-920-400 Blue P76 (2)	Std. (1)
LCBX350, LCCX350	373.7 kcmil	Locomotive (DLO)					
	LCBX350, LCCX350	350 kcmil	G, H, I, K, M	2-9/16	-	CD-2001-400-SET Blue P76 (4)	CD-920-400 Blue P76 (3)
373.7 kcmil		Locomotive (DLO)					
LCAX450, LCAXN450, LCDX450, LCDXN450, LCEX450, LCJX450	450 kcmil	G, H, I, K, M	1-7/16	-	-	CD-920-500 Brown P87 (2)	-
LCBX450, LCCX450, LCCXN450	444.4 kcmil	Locomotive (DLO)					
	LCBX450, LCCX450, LCCXN450	450 kcmil	G, H, I, K, M	2-3/4	-	-	CD-920-500 Brown P87 (4)
444.4 kcmil		Locomotive (DLO)					
LCAX500, LCAXN500, LCDX500, LCDXN500, LCEX500, LCJX500	500 kcmil	G, H, I, K, M	1-9/16	-	-	CD-920-500A Pink P99 (2)	-
LCBX500, LCCX500, LCCXN500	535.3 kcmil	Locomotive (DLO)	2-15/16		CD-920-500A Pink P99 (4)		
LCAX600, LCDX600, LCDXN600, LCEX600, LCJX600	600 kcmil	G, H, I	1-9/16	-	-	CD-920-500A Pink P99 (2)	-
LCAX650, LCDX650, LCDXN650, LCEX650, LCJX650, LCCX650 LCCXN650	646.4 kcmil	Locomotive (DLO)	1-1/2	-	-	CD-940-750 ^④ Black P106 (2)	-
LCAX750, LCDX750, LCDXN750, LCCXN750 LCEX750, LCJX750	777.7 kcmil	Locomotive (DLO)	1-3/4	-	-	CD-940-750X ^④ Yellow (2)	-

^①The CT-1700 crimp die pockets are integrated into the tool frame
^②CD-920 dies can be used with CT-940CH, CT-940CH/BJO and CT-2940 tools with die adapter
^③CD-940 dies to be used exclusively with CT-940CH and CT-2940 series tools
^④Does not include class M flex conductor with Thomas and Betts tools
^{*}CT-2950, CT-980, CT-980CH, CT-2981 and CT-2980 tools to be used with Class B, C and compact wire types only, **except as noted for Wire Class I Only**
^{**}CD-920 Dies can be used with CT-940CH tool and CT-2940 tool with die adapter
^{***}CD-940 Dies to be used with CT-940CH and CT-2940 tool
^{****}Cembre tools used with Panduit CD-920 dies
[^]MIL-W-5086 cable class for use with SCSX splices only
⁺SCSX4/0 is not UL Listed with Class M Wire
⁺⁺CT-3001/ST BLACKFIN TOOLS CAN ONLY CRIMP UP TO 313 kcmil flex

A CT-2001, CT-2001/L, CT-2001/LE, CT-2002, CT-2002/L, CT-2002CH, CT-3001, CT-3001/E, CT-3001/ST++, CT-3001/STINT++, CT-3001/STUK++, CT-3001/STAUSt++, CT-3001/TO++, CT-3001/STBT++, CT-3001/CCP, CT-3001/CCPINT, CT-3001/CCPUK, CT-3001/CCPAUS, CT-3001/CCPTO, CT-3001/CCPBT

B CT-920, CT-920/CV, CT-920CH, CT-920CH/CV, CT-920CH/CCP, CT-930, CT-930CH, CT-940CH^③, CT-940CH/BJO^③, CT-2920, CT-2920/CCP, CT-2920/CCPINT, CT-2920/CCPUK, CT-2920/CCPAUS, CT-2920/CCPTO, CT-2920/CCPBT, CT-2930, CT-2930/L, CT-2930/LE, CT-2931, CT-2931/ST, CT-2931/STINT, CT-2931/STUK, CT-2931/STAUSt, CT-2931/TO, CT-2931/STBT, CT-2931/STCV, CT-2931/STCVINT, CT-2931/STCVUK, CT-2931/STCVAUS, CT-2931/CVTO, CT-2940^③, CT-2940/L^③, CT-2940/LE^③, CT-2940/ST^③, CT-2940/STINT^③, CT-2940/STUK^③, CT-2940/STAUSt^③, CT-2940/TO^③, CT-2940/STBT^③

(continued on next page)

Tool Chart for Compression Power Connectors Types LCAX, LCAXN, LCBX, LCDX, LCDXN, LCCX, LCCXN (continued)

Panduit Part Number	Thomas & Betts					
	TBM12	TBM8	TBM6, 25000	TBM6BSCR, TBM6H	TBM8-750, TBM8-750M-1	TBM14BSCR, TBM14M, TBM15
	Die Part Number/Color Code and Die Index Number/(Number of Crimps)					
LCAX4/0, LCAXN4/0, LCDXN4/0, LCDX4/0, LCEX4/0, LCJX4/0	TBM12D-5 Purp/Olive 54 (1)	—	—	6TON54 Purple 54 (2)	STD (1)	15511 Purple 54 (2)
LCBX4/0, LCCX4/0	TBM12D-5 Purp/Olive 54 (4)	—	—	6TON54 Purple 54 (4)	STD (4)	15511 Purple 54 (4)
SCSX4/0^	—	—	—	—	—	—
LCAX250, LCAXN250, LCDX250, LCDXN250, LCEX250, LCJX250	TBM12D-5 Yellow 62 (1)	—	—	6TON62 Yellow 62 (2)	STD (1)	15510-CK Yellow 62 (1)
LCBX250, LCCX250	TBM12D-5 Yellow 62 (3)	—	—	6TON62 Yellow 62 (4)	STD (4)	15510-CK Yellow 62 (2)
LCAX300, LCAXN300, LCDX300, LCDXN300, LCEX300, LCJX300	TBM12D-4 Red 71H [Ⓢ] (2)	—	—	6TON71 Red 71H [Ⓢ] (2)	STD (2)	15514-CK Red 71H [Ⓢ] (2)
LCBX300, LCCX300	TBM12D-4 Red 71H [Ⓢ] (4)	—	—	6TON71 Red 71H [Ⓢ] (4)	STD (4)	15514-CK Red 71H [Ⓢ] (4)
LCAX350, LCAXN350, LCDX350, LCDXN350, LCEX350, LCJX350	TBM12D-4 Blue 76H [Ⓢ] (2)	—	—	6TON76 Blue 76H [Ⓢ] (2)	STD (2)	15512 Blue 76H [Ⓢ] (2)
LCBX350, LCCX350	TBM12D-4 Blue 76H [Ⓢ] (4)	—	—	6TON76 Blue 76H [Ⓢ] (4)	STD (4)	15512 Blue 76H [Ⓢ] (4)
LCAX450, LCAXN450, LCDX450, LCDXN450, LCEX450, LCJX450	TBM12D-3 Brown 87H [Ⓢ] (2)	—	—	6TON87 Brown 87H [Ⓢ] (2)	STD (2)	15506 Brown 87H [Ⓢ] (2)
LCBX450, LCCX450, LCCXN450	TBM12D-3 Brown 87H [Ⓢ] (4)	—	—	6TON87 Brown 87H [Ⓢ] (4)	STD (4)	15506 Brown 87H [Ⓢ] (4)
LCAX500, LCAXN500, LCDX500, LCDXN500, LCEX500, LCJX500	TBM12D-2 Pink 99H [Ⓢ] (2)	—	—	—	STD (2)	15505 Pink 99H [Ⓢ] (2)
LCBX500, LCCX500, LCCXN500	TBM12D-2 Pink 99H [Ⓢ] (4)	—	—	—	STD (4)	15505 Pink 99H [Ⓢ] (4)
LCAX600, LCDX600, LCDXN600, LCEX600, LCJX600	TBM12D-2 Pink 99H [Ⓢ] (2)	—	—	—	STD (2)	15505 Pink 99H [Ⓢ] (2)
LCAX650, LCDX650, LCDXN650, LCEX650, LCJX650, LCCX650 LCCXN650	TBM12D-2 Black 106H [Ⓢ] (2)	—	—	—	—	15515-CK Black 106H [Ⓢ] (2)
LCAX750, LCDX750, LCDXN750, LCCXN750 LCEX750, LCJX750	TBM12D-1 Yellow 115H [Ⓢ] (2)	—	—	—	—	15504 Yellow 115H [Ⓢ] (2)

①The CT-1700 crimp die pockets are integrated into the tool frame.
 ②CD-920 dies can be used with CT-940CH, CT-940CH/BJO and CT-2940 tools with die adapter.
 ③CD-940 dies to be used exclusively with CT-940CH and CT-2940 series tools.
 ④Does not include class M flex conductor with Thomas and Betts tools.
 *CT-2950, CT-980, CT-980CH, CT-2981 and CT-2980 tools to be used with Class B, C and compact wire types only, except as noted for Wire Class I Only.
 **CD-920 Dies can be used with CT-940CH tool and CT-2940 tool with die adapter.
 ***CD-940 Dies to be used with CT-940CH and CT-2940 tool.
 ****Cembre tools used with Panduit CD-920 dies.
 +MIL-W-5086 cable class for use with SCSX splices only.
 ^SCSX4/0 is not UL Listed with Class M Wire
 ++CT-3001/ST BLACKFIN TOOLS CAN ONLY CRIMP UP TO 313 kcmil flex

(continued on next page)

Tool Chart for Compression Power Connectors Types LCAX, LCAXN, LCBX, LCDX, LCDXN, LCCX, LCCXN (continued)

Panduit Part Number	Burndy					WEZAG / SCHLEUNIGER Tool Part Number	
	BCT500HS, Y500CT-HS	Y644M	Y35, Y39, Y750, Y46®, Y750-2, Y750BH, BAT35-14V, BAT750-14V, Pat750-18V	MRC840	PAT600*****	WEZAG UP60 SCHLEUNIGER CT60	WEZAG UP65 SCHLEUNIGER CT65
	Die Part Number/Color Code and Die Index Number/(Number of Crimps)					Adapter 1481-03034	Adapter 1481-05010
LCAX4/0, LCAXN4/0, LCAXN4/0, LCDX4/0, LCDXN4/0, LCEX4/0, LCJX4/0	W28RT Purple 15 (2)	(1)	U28RT Purple 15 (1)	—	W28RT/W28VT Purple 15 (2)	CD-2001-4/0-SET Purple P54 (2)	CD-920-4/0 Purple P54 (1)
LCBX4/0, LCCX4/0	W28RT Purple 15 (4)	(3)	U28RT Purple 15 (3)	—	W28RT/W28VT Purple 15 (2)		
SCSX4/0^	—	—	—	—	—		
LCAX250, LCAXN250, LCDX250, LCDXN250, LCEX250, LCJX250	W29RT Yellow 16 (2)	(1)	U29RT Yellow 16 (1)	—	W29RT Yellow 16 (2)	CD-2001-250- SET Yellow P62 (2)	CD-920-250 Yellow P62 (1)
LCBX250, LCCX250	W29RT Yellow 16 (4)	(3)	U29RT Yellow 16 (3)	—	W29RT Yellow 16 (2)		
LCAX300, LCAXN300, LCDX300, LCDXN300, LCEX300, LCJX300	W31RT Red 18 (2)	(1)	U31RT Red 18 (2)	—	U31RT Red 18 (2)	CD-2001-350- SET Red P71 (2)	CD-920-350 Red P71 (3)
LCBX300, LCCX300	W31RT Red 18 (4)	(3)	U31RT Red 18 (4)	—	U31RT Red 18 (2)		
LCAX350, LCAXN350, LCDX350, LCDXN350, LCEX350, LCJX350	W32RT Blue 19 (3)	(1)	U32RT Blue 19 (2)	—	W32RT Blue 19 (2)	CD-2001-400- SET Blue P76 (2)	CD-920-400 Blue P76 (2)
LCBX350, LCCX350	W32RT Blue 19 (4)	(3)	U32RT Blue 19 (4)	—	W32RT Blue 19 (2)		
LCAX450, LCAXN450, LCDX450, LCDXN450, LCEX450, LCJX450	—	(1)	U34RT Brown 20 (2)	—	—	—	CD-920-500 Brown P87 (2)
LCBX450, LCCX450, LCCXN450	—	(4)	U34RT Brown 20 (4)	—	—		
LCAX500, LCAXN500, LCDX500, LCDXN500, LCEX500, LCJX500	—	(1)	U38XRT Pink L99 (2)	—	—	—	CD-920-500A Pink P99 (2)
LCBX500, LCCX500, LCCXN500	—	(4)	U38XRT Pink L99 (4)	—	—		
LCAX600, LCDX600, LCDXN600, LCEX600, LCJX600	—	(1)	U38RT Pink 400 (2)	—	—	—	CD-920-500A Pink P99 (2)
LCAX650, LCDX650, LCDXN650, LCEX650, LCJX650, LCCX650 LCCXN650	—	(1)	U39RT Black 24 (2)	—	—	—	CD-940-750X*** Yellow P115 (2)
LCAX750, LCDX750, LCDXN750, LCCXN750 LCEX750, LCJX750	—	(1)	U44XRT Yellow L115 (2)	—	—	—	CD-940-750X*** Yellow P115 (2)

①The CT-1700 crimp die pockets are integrated into the tool frame
 ②CD-920 dies can be used with CT-940CH, CT-940CH/BJO and CT-2940 tools with die adapter
 ③CD-940 dies to be used exclusively with CT-940CH and CT-2940 series tools
 ④Does not include class M flex conductor with Thomas and Betts tools
 *CT-2950, CT-980, CT-980CH, CT-2981 and CT-2980 tools to be used with Class B, C and compact wire types only, except as noted for Wire Class I Only
 **CD-920 Dies can be used with CT-940CH tool and CT-2940 tool with die adapter
 ***CD-940 Dies to be used with CT-940CH and CT-2940 tool
 ****Cembre tools used with Panduit CD-920 dies
 *****PAT600 only approved with LCAX, LCBX, LCDX, LCCX lug families
 +MIL-W-5086 cable class for use with SCSX splices only
 ^SCSX4/0 is not UL Listed with Class M Wire
 ++CT-3001/ST BLACKFIN TOOLS CAN ONLY CRIMP UP TO 313 kcmil flex

Tool Chart for Compression Power Connectors PSC Series

Panduit Part Number	Wire Strip Length (In.)	Cable Classes	A	B	C
			See Uni-Die™ Dieless Tools Below	See Tool List Below	See Tool List Below
Die Part Number/Color Code and Die Index Number/(Number of Crimps)					
PSCRED-L	7/16	Stranded Copper; Class B Compact, Compressed or Concentric, Class C: Concentric	—	CD-2001-8-SET Red P21 (1)	CD-920-8 Red P21 (1)
PSCBLU-L	7/16		—	CD-2001-6-SET Blue P24 (1)	CD-920-6 Blue P24 (1)
PSCGRY-L	7/16		(1)	CD-2001-4 Gray P29 (1)	CD-920-4 Gray P29 (1)
PSCBRN-L	11/16		(1)	CD-2001-2-SET Brown P33 (1)	CD-920-2 Brown P33 (1)
PSCGRN-L	11/16		(1)	CD-2001-1-SET Green P37 (1)	CD-920-1 Green P37 (1)
PSCPNK-L	11/16		(1)	CD-2001-1/0 Pink P42 (1)	CD-920-1/0 Pink P42 (1)
PSCBLK-Q	7/8		(1)	CD-2001-2/0-SET Black P45 (1)	CD-920-2/0 Black P45 (1)
PSCORG-Q	7/8		(1)	CD-2001-3/0-SET Orange P50 (1)	CD-920-3/0 Orange P50 (1)
PSCPUR-Q	1		(1)	CD-2001-4/0-SET Purple P54 (1)	CD-920-4/0 Purple P54 (1)
PSCYEL-Q	1 1/16		(1)	CD-2001-250-SET Yellow P62 (1)	CD-920-250 Yellow P62 (1)

*CD-920 dies can be used with CT-940CH and CT-2940 series tools with the die adapter

- A** CT-980, CT-980CH, CT-2950, CT-2980, CT-2980/L, CT-2980/LE, CT-2980/ST, CT-2980/STINT, CT-2980/STUK, CT-2980/STAU, CT-2980/TO, CT-2980/STBT, CT-2981
- B** CT-2001, CT-2001/L, CT-2001/LE, CT-2002, CT-2002CH, CT-2002/L, CT-3001, CT-3001/E, CT-3001/ST, CT-3001/STINT, CT-3001/STUK, CT-3001/STAU, CT-3001/TO, CT-3001/STBT, CT-3001/CCP, CT-3001/CCPINT, CT-3001/CCPUK, CT-3001/CCPAUS, CT-3001/CCPTO, CT-3001/CCPBT
- C** CT-920, CT-920/CV, CT-920CH, CT-920CH/CV, CT-920CH/CCP, CT-930, CT-930CH, CT-940CH*, CT-2920, CT-2920/CCP, CT-2920/CCPINT, CT-2920/CCPUK, CT-2920/CCPAUS, CT-2920/CCPTO, CT-2920/CCPBT, CT-2930, CT-2930/L, CT-2930/LE, CT-2931, CT-2931/ST, CT-2931/STINT, CT-2931/STUK, CT-2931/STAU, CT-2931/TO, CT-2931/STBT, CT-2931/STCV, CT-2931/STCVINT, CT-2931/STCVUK, CT-2931/STCVAUS, CT-2931/CVTO, CT-2940*, CT-2940/L*, CT-2940/LE*, CT-2940/ST*, CT-2940/STINT*, CT-2940/STUK*, CT-2940/STAU*, CT-2940/TO*, CT-2940/STBT*

Tool Chart for Metric Compression Power Connectors LCMA, LCMD, LCMDN and SCMS

Panduit Part Number	Wire Size and Class	Wire Strip Length (mm)	Panduit Tool Part Number (For Class 2 Wire)				A See Tool List Below	B See Tool List Below	
			CT-100 (Manual)	CT-200 CT-1570 (Manual)	CT-600 (Air)	CT-1701 (Manual)		Cembre ToolPart Number***	
								HT131-C, HT-131LN-C, RHC 131LN, B 131-C B 131-C-KV, B 131LN-C, B 131-UC (14.6 Ton Hyd.)	
								Die Pocket Number (Crimp Qty.)	
LCMA6 LCMD6	4 - 6mm ² Class 2r	—	22-10 (2)	12-10 (2)	CT-570 12-10 (2)	P10 (2)	—	—	
LCMA10 LCMD10 SCMS10	10mm ² Class 2r	16.5	—	—	—	—	CD-2001-8-SET Red P21 (1)	CD-920-8 Red P21 (1)	
LCMA16 LCMD16 SCMS16	16mm ² Class 2r	19.0	—	—	—	—	CD-2001-8-SET Red P21 (1)	CD-920-8 Red P21 (1)	
LCMA25 LCMD25 SCMS25	25mm ² Class 2r	19.5	—	—	—	—	CD-2001-4-SET Gray P29 (1)	CD-920-4 Gray P29 (1)	
LCMA35 LCMD35 SCMS35	35mm ² Class 2r	19.5	—	—	—	—	CD-2001-4-SET Gray P29 (1)	CD-920-4 Gray P29 (1)	
LCMA50 LCMD50 SCMS50	50mm ² Class 2r	26.0	—	—	—	—	CD-2001-1-SET Green P37 (1)	CD-920-1 Green P37 (1)	
LCMA70 LCMD70 SCMS70	70mm ² Class 2r	27.5	—	—	—	—	CD-2001-2/0-SET Black P45 (2)	CD-920-2/0 Black P45 (2)	
LCMA95 LCMD95 SCMS95	95mm ² Class 2r	28.5	—	—	—	—	CD-2001-4/0-SET Purple P54 (2)	CD-920-4/0 Purple P54 (2)	
LCMA120 LCMD120 LCMDN120 SCMS120	120mm ² Class 2r	30.0	—	—	—	—	CD-2001-250-SET Yellow P62 (2)	CD-920-250 Yellow P62 (2)	
LCMA150 LCMD150 LCMDN150 SCMS150	150mm ² Class 2r	30.0	—	—	—	—	CD-2001-300-SET White P66 (2)	CD-920-300 White P66 (2)	
LCMA185 LCMD185 SCMS185	185mm ² Class 2r	32.0	—	—	—	—	CD-2001-400-SET Blue P76 (2)	CD-920-400 Blue P76 (2)	
LCMA240 LCMD240 SCMS240	240mm ² Class 2r	37.5	—	—	—	—	CD-2001-500-SET Brown P87 (2)	CD-920-500 Brown P87 (2)	
LCMA300 LCMD300 SCMS300	300mm ² Class 2r	39.0	—	—	—	—	—	CD-920-600 Green P94 (2)	
LCMAX300 LCMDX300 SCMSX300	—	49.0	—	—	—	—	—	—	
LCMA400 LCMD400 SCMS400	300mm ² Class 2r	49.0	—	—	—	—	—	CD-920-750 CD-940-750** Black P106 (2)	
LCMA500 LCMD500 SCMS500	500mm ² Class 2r	49.5	—	—	—	—	—	CD-940-1000** White P125 (3)	
LCMA630 LCMD630 SCMS630	630mm ² Class 2r	67.0	—	—	—	—	—	CD-940-1000** White P125 (4)	
LCMA630 LCMD630	1000 kcmil Class G	—	—	—	—	—	—	CD-940-750A** Red P125 (1) CD-940-1000** White P125 (2)	

* CD-920 dies can be used with CT-940CH, CT-940CH/BJO and CT-2940 tools with die adapter.
 ** CD-940 dies to be used exclusively with CT-940CH, CT-940CH/BJO and CT-2940 tools.
 *** Cembre tools used with Panduit CD-920 dies. Maximum splice size with Cembre tools is SCMS185.
 ± Maximum splice size is SCMS185, Maximum splice size SCMS400 with CT-2920/CCP, CT-2920/CCPB, CT-2920CH/CCP

A CT-2001, CT-2001/L, CT-2001/LE, CT-2002, CT-2002/L, CT-2002CH, CT-3001, CT-3001/E, CT-3001/ST, CT-3001/STINT, CT-3001/STUK, CT-3001/STAU, CT-3001/TO, CT-3001/STBT, CT-3001/CCP, CT-3001/CCPINT, CT-3001/CCPAUS, CT-3001/CCPPTO, CT-3001/CCPB

B CT-920, CT-920/CV, CT-920CH, CT-920CH/CV, CT-920CH/CCP, CT-930, CT-930CH, CT-940CH*, CT-940CH/BJO*, CT-2920, CT-2920/CCP, CT-2920/CCPINT, CT-2920/CCPUK, CT-2920/CCPAUS, CT-2920/CCPPTO, CT-2920/CCPB, CT-2930, CT-2930/L, CT-2930/LE, CT-2931, CT-2931/ST, CT-2931/STINT, CT-2931/STUK, CT-2931/STAU, CT-2931/TO, CT-2931/STBT, CT-2931/STCV, CT-2931/STCVINT, CT-2931/STCVUK, CT-2931/STCVVAUS, CT-2931/STCVTO, CT-2940*, CT-2940/L*, CT-2940/LE*, CT-2940/ST*, CT-2940/STINT*, CT-2940/STUK*, CT-2940/STAU*, CT-2940/TO*, CT-2940/STBT*

(continued on next page)

Tool Chart for Metric Compression Power Connectors LCMA, LCMD, LCMDN and SCMS (continued)

Panduit Part Number	Wire Size and Class	Panduit Tool Part Number (For Class 5 & 6 Wire)						B		B			
		CT-100 (Manual)	CT-200 CT-1570 (Manual)	CT-600 (Air)	CT-1701 (Manual)	A See Tool List Below	See Tool List Below		See Tool List Below				
							Cembre Tool Part Number***				Bottom Nest Die Part Number, Die Color, Index Number	Top Indentor Die Part Number, Die Index Number	Indenter (Crimp Qty.)
							HT131-C, HT-131LN-C RHC 131LN, B 131-C B 131-C-KV, B 131LN-C B 131-UC (14.6 Ton Hyd.)		HT131-C, HT-131LN-C, RHC 131LN B 131-C, B 131-C-KV, B 131LN-C, B 131-UC (14.6 Ton Hyd.)				
Die Pocket Number (Crimp Qty.)						Die Part Number Color & Die Index Number (Crimp Qty.)							
LCMA6 LCMD6	4 - 6mm ² Class 5f Only	22-10 (2)	12-10 (2)	CT-570 12-10 (2)	P10 (2)	—	—	—	—	—			
LCMA10 LCMD10 SCMS10	—	—	—	—	—	—	—	—	—	—			
LCMA16 LCMD16 SCMS16	10mm ² Class 5f Class 6f	—	—	—	—	CD-2001-8-SET Red P21 (1)	CD-920-8 Red P21 (1)	CD-920-4NEST Gray P29	CDI-920-10 1	(1)			
LCMA25 LCMD25	16mm ² Class 5f Class 6f	—	—	—	—	CD-2001-8-SET Red P21 (1)	CD-920-8 Red P21 (1)	CD-920-4NEST Gray P29	CDI-920-10 1	(1)			
SCMS25						CD-2001-8-SET Red P21 (1)	CD-920-8 Red P21 (2)						
LCMA35 LCMD35 SCMS35	25mm ² Class 5f Class 6f	—	—	—	—	CD-2001-4-SET Gray P29 (1)	CD-920-4 Gray P29 (1)	CD-920-1/0NEST Pink P42	CDI-920-242	(1)			
LCMA50 LCMD50 SCMS50	35mm ² Class 5f Class 6f	—	—	—	—	CD-2001-2-SET Brown P33 (2)	CD-920-2 Brown P33 (2)	CD-920-3/0NEST Orange P50	CDI-920-24 2	(1)			
LCMA70 LCMD70 SCMS70	50mm ² Class 5f Class 6f	—	—	—	—	CD-2001-1-SET Green P37 (2)	CD-920-1 Green P37 (2)	CD-920-3/0NEST Orange P50	CDI-920-24 2	(1)			
LCMA95 LCMD95 SCMS95	70mm ² Class 5f Class 6f	—	—	—	—	CD-2001-2/0-SET Black P45 (2)	CD-920-2/0 Black P45 (2)	CD-920-250NEST Yellow P62	CDI-920-484	(1)			
LCMA120 LCMD120 LCMDN120	95mm ² Class 5f Class 6f	—	—	—	—	CD-2001-3/0-SET Orange P50 (2)	CD-920-3/0 Orange P50 (2)	CD-920-400NEST Blue P76	CDI-920-48 4	(1)			
SCMS120						CD-2001-3/0-SET Orange P50 (3)	CD-920-3/0 Orange P50 (3)						
LCMA150 LCMD150 LCMDN150 SCMS150	120mm ² Class 5f Class 6f	—	—	—	—	—	—	CD-920-400NEST Blue P76	CDI-920-48 4	(1)			
LCMA185 LCMD185 SCMS185	150mm ² Class 5f Class 6f	—	—	—	—	—	—	CD-920-400NEST Blue P76	CDI-920-48 4	(1)			
LCMA240 LCMD240 SCMS240	185mm ² Class 5f Class 6f	—	—	—	—	—	—	CD-920-500NEST Brown P87	CDI-920-48 4	(1)			
LCMA300 LCMD300 SCMS300	240mm ² Class 5f Class 6f	—	—	—	—	—	—	CD-920-750NEST Black P106	CDI-920-60 6	(1)			
LCMAX300 LCMDX300 SCMSX300	300mm ² Class 5f Only	—	—	—	—	—	—	CD-920-300MXNST P32	CDI-920-60 6	(1)			
LCMA400 LCMD400 SCMS400	—	—	—	—	—	—	—	—	—	—			
LCMA500 LCMD500 SCMS500	—	—	—	—	—	—	—	—	—	—			
LCMA630 LCMD630 SCMS630	—	—	—	—	—	—	—	—	—	—			
LCMA630 LCMD630	—	—	—	—	—	—	—	—	—	—			

* CD-920 dies can be used with CT-940CH, CT-940CH/BJO and CT-2940 tools with die adapter

** CD-940 dies to be used exclusively with CT-940CH, CT-940CH/BJO and CT-2940 tools

*** Cembre tools used with Panduit CD-920 dies. Maximum splice size with Cembre tools is SCMS185

± Maximum splice size is SCMS185, Maximum splice size SCMS400 with CT-2920/CCP, CT-2920/CCPBT, CT-2920CH/CCP

A CT-2001, CT-2001/L, CT-2001/LE, CT-2002, CT-2002/L, CT-2002CH, CT-3001, CT-3001/E, CT-3001/ST, CT-3001/STINT, CT-3001/STUK, CT-3001/STAU, CT-3001/TO, CT-3001/STBT, CT-3001/CCP, CT-3001/CCPINT, CT-3001/CCPUK, CT-3001/CCPAUS, CT-3001/CCPPT, CT-3001/CCPST, CT-3001/CCPST, CT-3001/CCPST

B CT-920, CT-920/CV, CT-920CH, CT-920CH/CV, CT-920CH/CCP, CT-930, CT-930CH, CT-940CH*, CT-940CH/BJO*, CT-2920, CT-2920/CCP, CT-2920/CCPINT, CT-2920/CCPUK, CT-2920/CCPAUS, CT-2920/CCPPT, CT-2920/CCPST, CT-2930, CT-2930/L, CT-2930/LE, CT-2931, CT-2931/ST, CT-2931/STINT, CT-2931/STUK, CT-2931/STAU, CT-2931/TO, CT-2931/STBT, CT-2931/STCV, CT-2931/STCVINT, CT-2931/STCVUK, CT-2931/STCVAUS, CT-2931/STCVTO, CT-2940*, CT-2940/L*, CT-2940/LE*, CT-2940/ST*, CT-2940/STINT*, CT-2940/STUK*, CT-2940/STAU*, CT-2940/TO*, CT-2940/STBT*

Tool Chart for Compression Power Connectors LCMB, LCMC Series

Panduit Part Number	Wire Size and Class	Wire Strip Length (mm)	Panduit Tool Part Number (For Class 2 Wire)		Wire Size & Class	Panduit Tool Part Number (For Class 5 & 6 Wire)					
			Die Part Number Color & Die Index Number (Crimp Qty.)	B See Tool List Below Cembre Tool Part Number HT131-C HT-131LN-C RHC 131LN B 131-C B 131-C-KV B 131LN-C B 131-UC (14.6 Ton Hyd.)		A See Tool List Below	B See Tool List Below	B See Tool List Below			
								Cembre*** Tool Part Number			
								Die Part Number Color & Die Index Number (Crimp Qty.)	Bottom Nest Die Part Number Die Color, Index Number	Top Indentor Die Part Number Die Index Number	Indenter (Crimps Per Connector)
LCMB10 LCMC10	10mm ² Class 2r	25.6	CD-2001-8-SET Red P21 (1)	CD-920-8 Red P21 (1)	—	—	—	—	—	—	
LCMB16 LCMC16	16mm ² Class 2r	28.8	CD-2001-8-SET Red P21 (1)	CD-2001-8 Red P21 (1)	10mm ² Class 5f Class 6f	CD-2001-8-SET Red P21 (1)	CD-920-8 Red P21 (1)	—	—	—	
LCMB25 LCMC25	25mm ² Class 2r	28.3	CD-2001-4-SET Gray P29 (1)	CD-920-4 Gray P29 (1)	16mm ² Class 5f Class 6f	CD-2001-8-SET Red P21 (1)	CD-920-8 Red P21 (1)	—	—	—	
LCMB35 LCMC35	35mm ² Class 2r	34.4	CD-2001-4-SET Gray P29 (1)	CD-920-4 Gray P29 (1)	25mm ² Class 5f Class 6f	CD-2001-4-SET Gray P29 (1)	CD-920-4 Gray P29 (1)	—	—	—	
LCMB50 LCMC50	50mm ² Class 2r	38.2	CD-2001-1-SET Green P37 (1)	CD-920-1 Green P37 (1)	35mm ² Class 5f Class 6f	CD-2001-2-SET Brown P33 (2)	CD-920-2 Brown P33 (2)	—	—	—	
LCMB70 LCMC70	70mm ² Class 2r	39.6	CD-2001-2/0-SET Black P45 (2)	CD-920-2/0 Black P45 (2)	50mm ² Class 5f Class 6f	CD-2001-1-SET Green P37 (1)	CD-920-1 Green P37 (2)	—	—	—	
LCMB95 LCMC95	95mm ² Class 2r	44.6	CD-2001-4/0-SET Purple P54 (2)	CD-920-4/0 Purple P54 (2)	70mm ² Class 5f Class 6f	CD-2001-2/0-SET Black P45 (2)	CD-920-2/0 Black P45 (2)	CD-920-250NEST Yellow P62	CDI-920-48 4	(1)	
LCMB120 LCMC120	120mm ² Class 2r	41.3	CD-2001-250-SET Yellow P62 (2)	CD-920-250 Yellow P62 (2)	95mm ² Class 5f Class 6f	CD-2001-3/0-SET Orange P50 (2)	CD-920-3/0 Orange P50 (2)	CD-920-400NEST Blue P76	CDI-920-48 4	(1)	
LCMB150 LCMC150	150mm ² Class 2r	58.6	CD-2001-300-SET White P66 (2)	CD-920-300 White P66 (2)	120mm ² Class 5f Class 6f	—	—	CD-920-400NEST Blue P76	CDI-920-48 4	(1)	
LCMB185 LCMC185	185mm ² Class 2r	57.9	CD-2001-400-SET Blue P76 (2)	CD-920-400 Blue P76 (2)	150mm ² Class 5f Class 6f	—	—	CD-920-400NEST Blue P76	CDI-920-48 4	(1)	
LCMB240 LCMC240	240mm ² Class 2r	65.1	CD-2001-500-SET Brown P87 (2)	CD-920-500 Brown P87 (2)	185mm ² Class 5f Class 6f	—	—	CD-920-500NEST Brown P87	CDI-920-48 4	(1)	
LCMB300 LCMC300	300mm ² Class 2r	70.0	—	CD-920-600 Green P94 (2)	240mm ² Class 5f Class 6f	—	—	CD-920-750NEST Black P106	CDI-920-60 6	(1)	
LCMBX300 LCMCX300	—	74.6	—	—	300mm ² Class 5f Only	—	—	CD-920-300MXNST P32	CDI-920-60 6	(1)	
LCMB400 LCMC400	400mm ² Class 2r	66.8	—	CD-920-750 CD-940-750** Black P106 (2)	—	—	—	—	—	—	
LCMB500 LCMC500	500mm ² Class 2r	77.8	—	CD-940-1000** White P125 (3)	—	—	—	—	—	—	
LCMB630 LCMC630	630mm ² Class 2r	85.9	—	CD-940-1000** White P125 (4)	—	—	—	—	—	—	
LCMB630 LCMC630	1000 kcmil Class G	85.9	—	CD-940-750A** Red P125 (1) CD-940-1000** White P125 (2)	—	—	—	—	—	—	

* CD-920 dies can be used with CT-940CH, CT-940CH/BJO and CT-2940 tools with die adapter

** CD-940 dies to be used exclusively with CT-940CH and CT-2940 series tools

*** Cembre tools used with Panduit CD-920 and CDI-920 dies

A CT-2001, CT-2001/L, CT-2001/LE, CT-2002, CT-2002/L, CT-2002CH, CT-3001, CT-3001/E, CT-3001/ST, CT-3001/STINT, CT-3001/STUK, CT-3001/STAU, CT-3001/TO, CT-3001/STBT, CT-3001/CCP, CT-3001/CCPINT, CT-3001/CCPUK, CT-3001/CCPAUS, CT-3001/CCPTO, CT-3001/CCPBT

B CT-920, CT-920/CV, CT-920CH, CT-920CH/CV, CT-920CH/CCP, CT-930, CT-930CH, CT-940CH*, CT-940CH/BJO*, CT-2920, CT-2920/CCP, CT-2920/CCPINT, CT-2920/CCPUK, CT-2920/CCPAUS, CT-2920/CCPTO, CT-2920/CCPBT, CT-2930, CT-2930/L, CT-2930/LE, CT-2931, CT-2931/ST, CT-2931/STINT, CT-2931/STUK, CT-2931/STAU, CT-2931/TO, CT-2931/STBT, CT-2931/STCV, CT-2931/STCVINT, CT-2931/STCVUK, CT-2931/STCVAUS, CT-2931/CVTO, CT-2940*, CT-2940/L*, CT-2940/LE*, CT-2940/ST*, CT-2940/STINT*, CT-2940/STUK*, CT-2940/STAU*, CT-2940/TO*, CT-2940/STBT*

Tool Chart for Compression Power Connectors Type LAA, LAB, SA Series

Panduit Part Number L = Lug S = Splice	Std. Wire Size	Wire Strip Length (In.)	Cable Classes	CT-1700 ^①	CT-720	CT-2600/L CT-2600/LINT CT-2600/LUK CT-2600/LAUS CT-2600/TO, CT-2600/LBT	A See Tool List Below	B See Tool List Below	CT-2920/CCP CT-2920/CCPINT CT-2920/CCPUK CT-2920/CCPAUS CT-2920/CCPTO, CT-2920CCPBT CT-920CH/CCP with UA121D Indenter Die	C See Uni-Die™ Dieless Tools Below	
				Die Part Number/Color Code and Die Index Number / (Number Of Crimps)							
LAA6	#6 AWG	1	Stranded Copper or Aluminum; Class B Compact, Compressed or Concentric, Class C: Concentric	Gray P29 (5)	CD-720-1 Gray P29 (2)	KA4-6 Gray (2)	KA22-6 Gray (2)	CD-920-4 Gray P29 (2)	STD (1)	—	
SA6		3/4									
LAA4	#4 AWG	1-1/16			Green P37 (5)	CD-720-2 Green P37 (2)	KA4-4 Green (2)	KA22-4 Green (2)	CD-920-1 Green P37 (2)	STD (1)	STD (1)
SA4		7/8									
LAA2	#2 AWG	1			—	CD-720-2 Pink P42 (2)	KA4-2 Pink (2)	KA22-2 Pink (2)	CD-920-1/0 Pink P42 (2)	STD (1)	STD (1)
SA2		7/16									
LAA1	#1 AWG	1			—	CD-720-2 Gold P45 (3)	KA4-1 Gold (3)	KA22-1 Gold (3)	CD-920-2/0 Gold P45 (2)	STD (1)	STD (1)
SA1		7/16									
LAA1/0 LAB1/0	1/0 AWG	1-9/16			—	CD-720-2 Tan P50 (3)	KA4-1/0 Tan (3)	KA22-1/0 Tan (3)	CD-920-3/0 Tan P50 (2)	STD (1)	STD (2)
SA1/0		1									
LAA2/0 LAB2/0	2/0 AWG	1-9/16			—	CD-720-3 Olive P54 (3)	KA4-2/0 Olive (3)	KA22-2/0 Olive (3)	CD-920-4/0 Olive P54 (2)	STD (1)	STD (2)
SA2/0		1-1/8									
LAA3/0 LAB3/0	3/0 AWG	1-9/16			—	CD-720-3 Ruby P60 (4)	—	KA22-3/0 Ruby (3)	CD-920-250 Ruby P60 (2)	STD (1)	STD (2)
SA3/0		1-1/4									
LAA4/0 LAB4/0	4/0 AWG	1-3/4			—	CD-720-4 White P66 (4)	—	KA22-4/0 White (4)	CD-920-300 White P66 (2)	STD (1)	STD (2)
SA4/0		1-5/16									
LAA250 LAB250	250 kcmil	1-3/4			—	CD-720-5 Red P71 (4)	—	KA22-250 Red (4)	CD-920-350 Red P71 (2)	STD (1)	STD (2)
SA250		1-7/16									
LAA300 LAB300	300 kcmil	2-5/16			—	CD-720-6 Blue P76 (4)	—	KA22-300 Blue (4)	CD-920-400 Blue P76 (2)	STD (1)	STD (2)
SA300		1-1/2									
LAA350 LAB350	350 kcmil	2-5/16			—	CD-720-7 Brown P87 (4)	—	KA22-350 Brown (4)	CD-920-500 Brown P87 (2)	STD (1)	STD (2)
SA350		1-5/8									
LAA400 LAB400	400 kcmil	2-9/16			—	—	—	—	CD-920-600 Green P94 (4)	STD (1)	STD (2)
SA400		1-13/16									
LAA500 LAB500	500 kcmil	3-1/16			—	—	—	—	CD-920-500A Pink P99 (4)	STD (1)	STD (3)
SA500		1-7/8									
LAA600 LAB600	600 kcmil	3-1/16			—	—	—	—	CD-920-750, CD-940-750 ^④ Black P106 (4)	STD (2)	—
SA600		2									
LAA750 LAB750	750 kcmil	3-7/16		—	—	—	—	CD-940-750A ^④ Red P125 (4)	—	—	
SA750		2-1/4									
LAA800 LAB800	800 kcmil	3-7/16		—	—	—	—	CD-940-800A ^④ Gray P140 (4)	—	—	
SA800		2-5/16									
LAA1000 LAB1000	1000 kcmil	4-3/4		—	—	—	—	CD-940-1000A ^④ Brown P161 (4)	—	—	
SA1000		2-9/16									

^①The CT-1700 crimp die pockets are integrated into the tool frame
^②CD-920 dies can be used with CT-940CH, CT-940CH/BJO and CT-2940 tools with die adapter
^③CD-940 dies to be used exclusively with CT-940CH and CT-2940 tools
^④Maximum size: 300 kcmil lugs and 2/0 splice

(continued on next page)

Tool Chart for Compression Power Connectors Type LAA, LAB, SA Series *(continued)*

Panduit Part Number	Thomas & Betts			Burdny				Anderson
	TBM5	TBM8	TBM15, TBMIS1, TBMISBSCR	MY29	Y35	Y39	Y45, Y46	VC8
LAA6 SA6	Gray 29 (2)"	Gray 29 (2)	Gray 29 (2)	6AL (1)	U6CABT Gray 346 (1)	U6CABT Gray 346 (1)	U6CABT Gray 346 (1)	STD (1)
LAA4 SA4	Green 37 (2)	Green 37 (2)	Green 37 (2)	4AL (1)	U4CABT Green 375 (1)	U4CABT Green 375 (1)	U4CABT Green 375 (1)	STD (1)
LAA2 SA2	Pink 42 (3)	Pink 42 (3)	Pink 42 (2)	2AL (1)	U2CABT Pink 348 (2)	U2CABT Pink 348 (2)	U2CABT Pink 348 (2)	STD (1)
LAA1 SA1	Gold 45 (3)	Gold 45 (3)	Gold 45 (2)	1AL (1)	U1CART Gold 471 (2)	U1CART Gold 471 (2)	U1CART Gold 471 (2)	STD (1)
LAA1/0 LAB1/0 SA1/0	Tan 50 (3)"	Tan 50 (3)	Tan 50 (2)	1/0AL (1)	U25ART Tan 298 (2)	U25ART Tan 298 (2)	U25ART Tan 298 (2)	STD (2)
LAA2/0 LAB2/0 SA2/0	Olive 54 (3)	Olive 54 (3)	Olive 54 (3)	2/0AL (2)	U26ART Olive 297 (2)	U26ART Olive 297 (2)	U26ART Olive 297 (2)	STD (2)
LAA3/0 LAB3/0 SA3/0	Ruby 60 (4)	Ruby 60 (4)	Ruby 60 (2)	3/0AL (2)	U27ART Ruby 467 (2)	U27ART Ruby 467 (2)	U27ART Ruby 467 (2)	STD (2)
LAA4/0 LAB4/0 SA4/0	—	White 66 (4)	White 66 (2)	4/0AL (2)	U28ART White 298 (2)	U28ART White 298 (2)	U28ART White 298 (2)	STD (2)
LAA250 LAB250 SA250	—	Red 71 (4)	Red 71H [Ⓜ] (4)	—	U29ART Red 324 (2)	U29ART Red 324 (2)	U29ART Red 324 (2)	STD (2)
LAA300 LAB300 SA300	—	Blue 76 (4)	Blue 76 (2)	—	U30ART Blue 470 (2)	U30ART Blue 470 (2)	U30ART Blue 470 (2)	STD (2)
LAA350 LAB350 SA350	—	Brown 87 (4)	Brown 87H [Ⓜ] (4)	—	U31ART Brown 299 (2)	U31ART Brown 299 (2)	U31ART Brown 299 (2)	STD (2)
LAA400 LAB400 SA400	—	—	Green 94H [Ⓜ] (4)	—	U32ART Green 472 (4)	U32ART Green 472 (4)"	U32ART Green 472 (4)	—
LAA500 LAB500 SA500	—	—	Pink 99H [Ⓜ] (4)	—	U34ART Pink 300 (4)	U34ART Pink 300 (4)	U34ART Pink 300 (4)	—
LAA600 LAB600 SA600	—	—	Black 106 (3)	—	U36ART Black 473 (4)	U36ART Black 473 (4)	"U36ART Black 473 (4)"	—
LAA750 LAB750 SA750	—	—	Yellow 115H [Ⓜ] (4)	—	—	S39ART Red 301 (4)	S39ART Red 301 (4)	—
LAA800 LAB800 SA800	—	—	125H [Ⓜ] (4)	—	—	Gray 474 (4)	Gray 474 (4)	—
LAA1000 LAB1000 SA1000	—	—	161 (5)	—	—	S44ART Brown 302 (4)	S44ART Brown 302 (4)	—

[Ⓜ]Half width dies

- A** CT-3001/ST, CT-3001/STINT, CT-3001/STUK, CT-3001/STAUS, CT-3001/TO, CT-3001/STBT, CT-3001/CCP, CT-3001/CCPINT, CT-3001/CCPUK, CT-3001/CCPAUS, CT-3001/CCPTO, CT-3001/CCPBT
- B** CT-920, CT-920/CV, CT-920CH, CT-920CH/CV, CT-920CH/CCP, CT-930, CT-930CH, CT-930LPCH, CT-940CH[Ⓜ], CT-940CH/BJO[Ⓜ], CT-2920, CT-2920/CCP, CT-2920/CCPINT, CT-2920/CCPUK, CT-2920/CCPAUS, CT-2920/CCPTO, CT-2920/CCPBT, CT-2930, CT-2930/L, CT-2930/LE, CT-2931, CT-2931/ST, CT-2931/STINT, CT-2931/STUK, CT-2931/STAUS, CT-2931/TO, CT-2931/STBT, CT-2931/STCV, CT-2931/STCVINT, CT-2931/STCVUK, CT-2931/STCVAUS, CT-2931/CVTO, CT-2940[Ⓜ], CT-2940/L[Ⓜ], CT-2940/LE[Ⓜ], CT-2940/ST[Ⓜ], CT-2940/STINT[Ⓜ], CT-2940/STUK[Ⓜ], CT-2940/STAUS[Ⓜ], CT-2940/TO[Ⓜ], CT-2940/STBT[Ⓜ]
- C** CT-980, CT-980CH, CT-2980, CT-2980/L, CT-2980/LE, CT-2980/ST, CT-2980/STINT, CT-2980/STUK, CT-2980/STAUS, CT-2980/TO, CT-2980/STBT, CT-2981.

Tool Chart for Compression Grounding Connectors CTAP Series

Panduit Part Number	Conductor Size		Wire Strip Length (In.)	Panduit		Burdly	
	Main	Tap		A	B	MD6, MD7	BAT35, BAT750, PAT750, Y35, Y35BH, Y39, Y39BH, Y45, Y46, Y750, Y750HS, Y750BH
				See Tool List Below	See Tool List Below		
Crimp Die Number/Index Number or Color Code / (Number Of Crimps)							
CTAP4-8	#6 – #4 AWG SOL or STR	#8 AWG SOL or STR	3/4	CD-2001-BG-SET (1)	CD-920-BG (1)	W-BG (1) BG (2)	U-BG (1)
CTAP4-6	#6 AWG STR, #4 AWG SOL or STR	#6 AWG SOL or STR	3/4	CD-2001-BG-SET (2)	CD-920-BG (1)	W-BG (1) BG (2)	U-BG (1)
CTAP4-4	#4 AWG SOL or STR	#4 AWG STR	3/4	CD-2001-BG-SET (1)	CD-920-BG (1)	W-BG (1) BG (2)	U-BG (1)
CTAP2-4	#2 AWG SOL or STR	#8 – #4 AWG SOL or STR	7/8	CD-2001-C-SET (2)	CD-920-C (1)	W-C Brown (2)	U-C (1)
CTAP2-2	#2 AWG SOL or STR	#2 AWG SOL or STR	7/8	CD-2001-C-SET (2)	CD-920-C (1)	W-C Brown (2)	U-C (1)
CTAP2/0-2	1/0 – 2/0 AWG	#8 – #2 AWG SOL or STR	1-1/16	–	CD-920-0 Green (1)	–	U-O (1) U-E (3)
CTAP2/0-2/0	1/0 – 2/0 AWG STR	1/0 – 2/0 AWG STR	1-1/16	–	CD-920-0 Green (1)	–	U-O (1) U-E (3)
CTAP4/0-2	3/0 – 4/0 AWG STR	#6 – #2 AWG SOL or STR	1-1/4	–	CD-920-D3 Blue (1)	–	U-F (2) U-D3 (1)
CTAP4/0-2/0	3/0 – 4/0 AWG STR	1/0 – 2/0 AWG STR	1-1/4	–	CD-920-D3 Blue (1)	–	U-F (2) U-D3 (1)
CTAP4/0-4/0	3/0 – 4/0 AWG STR	3/0 – 4/0 AWG STR	1-1/4	–	CD-920-D3 Blue (1)	–	U-F (2) U-D3 (1)

① CD-920 dies can be used with CT-940CH, CT-940CH/BJO and CT-2940 tools with die adapter

- A** CT-2001, CT-2001/L, CT-2001/LE, CT-2002, CT-2002/L, CT-2002CH, CT-3001, CT-3001/E, CT-3001/ST, CT-3001/STINT, CT-3001/STUK, CT-3001/ST AUS, CT-3001/TO, CT-3001/STBT, CT-3001/CCP, CT-3001/CCPINT, CT-3001/CCPUK, CT-3001/CCPAUS, CT-3001/CCPTO, CT-3001/CCPBT
- B** CT-920, CT-920/CV, CT-920CH, CT-920CH/CV, CT-920CH/CCP, CT-930, CT-930CH, CT-940CH①, CT-940CH/BJO①, CT-2920, CT-2920/CCP, CT-2920/CCPINT, CT-2920/CCPUK, CT-2920/CCPAUS, CT-2920/CCPTO, CT-2920/CCPBT, CT-2930, CT-2930/L, CT-2930/LE, CT-2931, CT-2931/ST, CT-2931/STINT, CT-2931/STUK, CT-2931/ST AUS, CT-2931/TO, CT-2931/STBT, CT-2931/STCV, CT-2931/STCVINT, CT-2931/STCVUK, CT-2931/STCVAUS, CT-2931/STCVTO, CT-2940①, CT-2940/L①, CT-2940/LE①, CT-2940/ST①, CT-2940/STINT①, CT-2940/STUK①, CT-2940/ST AUS①, CT-2940/TO①, CT-2940/STBT①

Tool Chart for Compression Grounding Connectors CTAPF Series

Panduit Part Number	Stranded Wire Size		1700 [ⓐ]	Panduit			Thomas & Betts	Burdyn	
	Main	Tap		A See Tool List Below	B See Tool List Below	TBM8-750, TBM8-750M-1, TBM8-750BSCR	Y35, Y39, Y45, Y46, Y750BH-2 Y750, BAT35, BAT750, Y35BH, Y39BH, Y750BH, Y750HS, PAT750, Y750-2	Y500CT-HS, BCT500-HS, BCT500, Y500CT	
	Die Part Number/Color Code and Die Index Number / (Number of Crimps)								
CTAPF10-16	#14 AWG	#16 – #14 AWG	Red P21 (2)	–	CD-2001-8-SET Red P21 (1)	–	–	–	–
	#12 AWG	#16 – #12 AWG		–	–	–	–	–	–
	#10 AWG	#14 AWG		–	–	–	–	–	–
CTAPF8-12	#10 AWG	#10 AWG	Blue P24 (2)	–	CD-2001-6-SET Blue P24 (1)	–	–	–	–
	#8 AWG	#12 AWG		–	–	–	–	–	–
CTAPF6-12	#8 AWG	#8 – #12 AWG	Gray P29 (2)	–	CD-2001-4-SET Gray P29 (1)	–	–	–	–
	#6 AWG	#12 – #10 AWG		–	–	–	–	–	–
CTAPF4-12	#6 AWG	#8 – #6 AWG	Brown P33 (4)	CDM-2001-2 Brown P33M (1)	CD-2001-2-SET Brown P33 (2)	CDM-920-2 Brown P33M (1)	TBM8-750C20 (1)	UC4 Brown 10M (1)	WC4 Brown 10M (1)
	#5, #4 AWG	#12 – #8 AWG		–	–	–	–	–	–
CTAPF3-12	#5, #4 AWG	#6 – #5 AWG	Green P37 (4)	CDM-2001-1 Green P37M (1)	CD-2001-1-SET Green P37 (2)	CDM-920-1 Green P37M (1)	TBM8-750C2530 (1)	–	–
	#3 AWG	#12 – #6 AWG		–	–	–	–	–	–
CTAPF2-12	#4 AWG	#4 AWG	–	CDM-2001-1/0 Pink P42M (1)	CD-2001-1/0-SET Pink P42 (2)	CDM-920-1/0 Pink P42M (1)	TBM8-750C2530 (1)	UC2 Pink 12M (1)	WC2 Pink 12M (1)
	#3 AWG	#5 AWG							
	#2 AWG	#12 – #6 AWG							
CTAPF1-12	#3 AWG	#4 – #3 AWG	–	CDM-2001-2/0 Black P45M (2)	CD-2001-2/0-SET Black P45 (3)	CDM-920-2/0 Black P45M (1)	TBM8-750C3540 (1)	UC1 Black 13M (1)	WC1 Black 13M (2)
	#2 AWG	#5 – #4 AWG							
	#1 AWG	#12 – #5 AWG							
CTAPF1/0-12	#2 AWG	#4 – #2 AWG	–	CDM-2001-3/0 Orange P50M (2)	CD-2001-3/0-SET Orange P50 (3)	CDM-920-3/0 Orange P50M (1)	TBM8-750C3540 (1)	UC25 Orange 14M (1)	WC25 Orange 14M (2)
	#1 AWG	#4 – #3 AWG							
	1/0 AWG	#12 – #4 AWG							
CTAPF2/0-12	#1 AWG	#2 – #1 AWG	–	–	CD-2001-4/0-SET Purple P54 (3)	CDM-920-4/0 Purple P54M (1)	TBM8-750C4550 (1)	–	–
	1/0 AWG	#3 – #2 AWG							
	2/0 AWG	#12 – #3 AWG							
CTAPF3/0-12	1/0 AWG	#1 – 1/0 AWG	–	–	CD-2001-250-SET Yellow P62 (3)	CDM-920-250 Yellow P62M (1)	TBM8-750C4550 (1)	–	–
	2/0 AWG	#2 – #1 AWG							
	3/0 AWG	#12 – #2 AWG							

[ⓐ]The CT-1700 crimp die pockets are integrated into the tool frame

[ⓑ]CDM-920 dies can be used with CT-940CH and CT-2940 tools with die adapter

A

CT-2001, CT-2001/L, CT-2001/LE, CT-2002, CT-2002/L, CT-2002CH, CT-3001, CT-3001/E, CT-3001/ST, CT-3001/STINT, CT-3001/STUK, CT-3001/STAUS, CT-3001/TO, CT-3001/STBT, CT-3001/CCP, CT-3001/CCPINT, CT-3001/CCPUK, CT-3001/CCPAUS, CT-3001/CCPTO, CT-3001/CCPBT

B

CT-920, CT-920/CV, CT-920CH, CT-920CH/CV, CT-920CH/CCP, CT-930, CT-930CH, CT-940CH[ⓐ], CT-940CH[ⓑ], CT-2920, CT-2920/CCP, CT-2920/CCPINT, CT-2920/CCPUK, CT-2920/CCPAUS, CT-2920/CCPTO, CT-2920/CCPBT, CT-2930, CT-2930/L, CT-2930/LE, CT-2931, CT-2931/ST, CT-2931/STINT, CT-2931/STUK, CT-2931/STAUS, CT-2931/TO, CT-2931/STBT, CT-2931/STCV, CT-2931/STCVINT, CT-2931/STCVUK, CT-2931/STCVAUS, CT-2931/CVTO, CT-2940[ⓐ], CT-2940/L[ⓑ], CT-2940/LE[ⓐ], CT-2940/ST[ⓐ], CT-2940/STINT[ⓑ], CT-2940/STUK[ⓐ], CT-2940/STAUS[ⓐ], CT-2940/TO[ⓐ], CT-2940/STBT[ⓐ]

Tool Chart for Compression Grounding Connectors CTAPR Series

Panduit Part Number	Installation Tools				
	Panduit			Burdly	
	*12-Ton CT-920, CT-920CH, CT-2920, CT-2920/ CCPBT, CT-2931, CT-2931/STBT	**14-Ton CT-930, CT-930CH, CT-2930	***15-Ton CT-940CH, CT-2940, CT-2940/STBT	****12-Ton Y35, Y39, Y750, PAT750	*****15-Ton Y45, Y46, PAT46
	Crimp Die (Die Index)	Crimp Die (Die Index)	Crimp Die (Die Index)	Crimp Die (Die Index)	Crimp Die (Die Index)
	(# of Crimps)	(# of Crimps)	(# of Crimps)	(# of Crimps)	(# of Crimps)
CTAPR2-2	CD-920-C (PC) (1)	CD-920-C (PC) (1)	CD-920-C (PC) (1)	U-C (C) (1)	U-C (C) (1)
CTAPR2/0-2	CD-920-O (PO) (1)	CD-920-O (PO) (1)	CD-920-O (PO) (1)	U-O (O) (1)	U-O (O) (1)
CTAPR2/0-2/0	CD-920-O (PO) (1)	CD-920-O (PO) (1)	CD-920-O (PO) (1)	U-O (O) (1)	U-O (O) (1)
CTAPR250-2/0	CD-930G-250 (PG25) (1)	CD-930G-250 (PG25) (1)	CD-930G-250 (PG25) (1)	U997 (997) (1)	U997 (997) (1)
CTAPR250-250	CD-930G-250 (PG25) (1)	CD-930G-250 (PG25) (1)	CD-930G-250 (PG25) (1)	U997 (997) (1)	U997 (997) (1)
CTAPR500-2/0	CD-920C-500 (P500) (2)	CD-920C-500 (P500) (2)	CD-920C-500 (P500) (2)	U1011 (1011) (2)	U1011 (1011) (2)
CTAPR500-250	CD-920C-500 (P500) (2)	CD-920C-500 (P500) (2)	CD-920C-500 (P500) (2)	U1011 (1011) (2)	U1011 (1011) (2)
CTAPR500-500	CD-920C-500 (P500) (3)	CD-920C-500 (P500) (3)	CD-920C-500 (P500) (3)	U1011 (1011) (3)	U1011 (1011) (3)

* CTAPR500-500 and CTAPR500-250 cannot be installed with a CT-2920

** CTAPR500-500 cannot be installed with a CT-930CH or CT-930

*** CD-920 dies can be used with the CT-940CH and CT-2940 tools with the appropriate die adapters

**** CTAPR500-500, CTAPR500-250, CTAPR500-2/0 and CTAPR250-250 cannot be installed with a Y35/Y39

***** Burndy U-dies can be used with the Y45, Y46 and PAT46 with the appropriate die adapters

Tool Chart for Copper Compression Grounding Connectors Figure 6 Series and 6 x 6 Cross Connect Series

Panduit Part Number (Element Number)	Panduit			Thomas & Betts			Burndy		
	12-Ton	14-Ton	15-Ton	12-Ton	14-Ton	15-Ton	12-Ton	15-Ton	15-Ton
						TBM15			
	CT-920	CT-930	CT-2940	TBM12PCR-LI	TBM14M	TBM15I	Y35	Y45	Y46
	CT-920CH	CT-930CH	CT-940CH		TBM14RH	TBM15CR-LI	Y39		PAT46
	CT-2920	CT-2930	with die adaptor		TBM14BSCR	BPLT15BSCR	Y750		
	CT-2931		CT-2940/STBT		TBM14CR-LI		PAT750	with die adaptor	with die adaptor
	CT-2931/STBT				13100A	with die adaptor	BAT35	PT6515	PUADP-1
					BPLT14BSCR	15500-TB	BAT750		
	Die Part Number/Color Code and Die Index Number/(Number Of Crimps)								
FIG6-2-2									
FIG6-2-26									
GCC6-2-2 (Element A)	CD-930G-1/0			15501A			UO		
GCC6-2-2 (Element B)	Red PG10 (1)			O (1)			O (1)		
GCC6-250-2 (Element B)									
GCC6-500-2 (Element B)									
FIG6-250-2									
FIG6-250-26									
FIG6-250-2/0									
FIG6-250-250									
FIG6-5/8-26									
FIG6-5/8-26TP	CD-930G-250			15G86R			U997		
GCC6-250-2 (Element A)	Black PG25 (1)			G86 (1)			997 (1)		
GCC6-250-250 (Element A)									
GCC6-250-250 (Element B)									
GCC6-500-250 (Element B)									
*FIG6-500-2									
*FIG6-500-2/0									
*FIG6-500-250									
**FIG6-500-500									
*GCC6-500-2 (Element A)	CD-930G-500			15G126R			PU998		
*GCC6-500-250 (Element A)	Blue PG50 (1)			G126 (1)			998 (1)		
**GCC6-500-500 (Element A)									
**GCC6-500-500 (Element B)									

Note: For GCC6 Series Cross Connectors, Element A is always equal or larger in size than Element B

*These parts do not fit in Panduit CT-2920, Burndy Y35, or Burndy Y39 crimp tools

**These parts do not fit in Panduit CT-2920, Panduit CT-930, Panduit CT-930CH, Burndy Y35, Burndy Y39, Burndy BAT35, T&B 12-ton crimp tools, or T&B 14-ton crimp tools

Tool Chart for Copper Compression Grounding Connectors GCE, GCHE, GCC, GPC Series

Panduit Part Number	Element	Copper Conductor Size Range	Ground Rod Size (In.)	Rebar Size (In.)	Panduit			Thomas & Betts		Burdyn	
					12 TON	14 TON	15 TON	14 TON	15 TON	12 TON	15 TON
					A See Tool List Below	CT-930 CT-930CH CT-2930 CT-2930/L CT-2930/LE	B See Tool List Below	TBM14M, TBM14MC, 13100A, TBM14RH, M14BSCR, T14BSCRI	TBM15 TBM15BS CR	Y750,Y750-2, Y7 50BH, Y750BH-2, BAT750-14V, PAT750-18V, PAT750C-18V, PAT750XT-18V, PAT750CX-18V, LPHY750	Y46, Y46C, LPHY46
Crimp Die Number/Index Number or Color Code / (Number Of Crimps)											
GCE1/0-1/0	Main	#6 AWG SOL – 1/0 AWG STR	–	–							
	Tap	#6 AWG SOL – 1/0 AWG STR	–	–	CD-930G-1/0 Red PG10 (1)	CD-930G-1/0 Red PG10 (1)	CD-930G-1/0 Red PG10 (1)				
GCC6X61/0-1/0	A	#6 AWG SOL – 1/0 AWG STR	–	–							
	B	#6 AWG SOL – 1/0 AWG STR	–	–							
GCE250-1/0	Main	1/0 AWG SOL – 250 kcmil	1/2 – 5/8	3/8 – 1/2, #3 – #4							
	Tap	#6 AWG SOL – 1/0 AWG STR	–	–	CD-930G-250 Black PG25 (1)	CD-930G-250 Black PG25 (1)	CD-930G-250 Black PG25 (1)				
GCC6X6250-1/0	A	#2 AWG SOL – 250 kcmil	1/2 – 5/8	3/8 – 1/2, #3 – #4							
	B	#6 AWG SOL – 1/0 AWG STR	–	–							
GCE250-250 GCHE250-250**	Main	1/0 AWG SOL – 250 kcmil	1/2 – 5/8	3/8 – 1/2, #3 – #4							
	Tap	1/0 AWG SOL – 250 kcmil	1/2 – 5/8	3/8 – 1/2, #3 – #4	CD-930G-250 Black PG25 (1)	CD-930G-250 Black PG25 (1)	CD-930G-250 Black PG25 (1)				
GCE6X6250-250	A	#2 AWG SOL – 250 kcmil	1/2 – 5/8	3/8 – 1/2, #3 – #4							
	B	#2 AWG SOL – 250 kcmil	1/2 – 5/8	3/8 – 1/2, #3 – #4							
GPC4H250-2		#2 AWG SOL – 250 kcmil	–	–							
GCE500-1/0	Main	250 – 500 kcmil	1/2 – 3/4	5/8 – 3/4, #5 – #6							
	Tap	#6 AWG SOL – 1/0 AWG STR	–	–	CD-930G-500 Blue PG50 (1)	CD-930G-500 Blue PG50 (1)	CD-930G-500 Blue PG50 (1)				
GCC6X6500-1/0	A	250 – 500 kcmil	1/2 – 3/4	5/8 – 3/4, #5 – #6							
	B	#6 AWG SOL – 1/0 AWG STR	–	–							
GCE500-250 GCHE500-250*	Main	250 – 500 kcmil	1/2 – 3/4	5/8 – 3/4, #5 – #6							
	Tap	1/0 AWG SOL – 250 kcmil	–	–	CD-930G-500 Blue PG50 (1)	CD-930G-500 Blue PG50 (1)	CD-930G-500 Blue PG50 (1)				
GCC6X6500-250	A	250 – 500 kcmil	1/2 – 3/4	5/8 – 3/4, #5 – #6							
	B	#2 AWG SOL – 250 kcmil	–	–							
*GCE500-500	Main	4/0 STR - 500 kcmil	5/8 – 3/4	5/8 - 3/4, #5-#6							
	Tap	4/0 STR - 500 kcmil	–	–	CD-940G-500 Yellow PG55	CD-940G-500 Yellow PG55	CD-940G-500 Yellow PG55				

①Maximum size connector used with this tool is GCE1/0-1/0 and GCC6x61/0-1/0, GPC4H connector not used with this tool

③15 ton tools require the die adapter when used with CD-930G and CD-940G series crimping dies

Panduit crimping dies must be used with all tooling (Panduit and competitor)

*Suggested tool to use is Panduit crimp tool CT-940CH/BJO

**GCHE connectors require 4 crimps to meet IEEE STD 837 2014

A CT-920, CT-920/CV, CT-920CH, CT-920CH/CV, CT-920CH/CCP, CT-2920, ①CT-2920/CCP, ①CT-2920/CCPINT, ①CT-2920/CCPUK, ①CT-2920/CCPAUS, ①CT-2920/CCPTO, ①CT-2920/CCPBT, CT-2931, CT-2931/ST, CT-2931/STINT, CT-2931/STUK, CT-2931/STAU, CT-2931/TO, CT-2931/STBT, CT-2931/STCV, CT-2931/STCVINT, CT-2931/STCVUK, CT-2931/STCVAUS, CT-2931/CVTO.

B CT-940CH/BJO③*, CT-2940③, CT-2940/L③, CT-2940/LE③, CT-2940/STBT③

Tool Chart for Copper Compression Grounding Connectors HTCT Series

Panduit Part Number	Copper Conductor Sizes								Crimp Die Color Code	Panduit			Thomas & Betts		Burdny	
	Code Cable				Flex Cable					15 TON	14 TON	12 TON	15 TON	14 TON	15 TON	12 TON
	Run	Tap 1	Tap 2	Tap 3	Main	Tap 1	Tap 2	Tap 3		A See Tool List Below	B See Tool List Below	C See Tool List Below	TBM15L, TBM15BS CR	TBM14M, TBM14BSCR, BPLT14BSCR, 13100A	Y46 ^① , Y46C ^①	Y35, Y35-2, Y35BH, Y35BH-4, Y750, Y39, Y39BH, Y750-2, Y750BH, Y750BH-2, Y750HS, BAT35, BAT750, BAT750C, PAT750C, PAT750C
HTCT6X-6X	#6 - #14 AWG	#6 - #14 AWG	-	-	#6 - #10 AWG	#6 - #14 AWG	-	-	Orange	CD-920H-6 PH6 (1)						
HTCT2-2	#2 - #6 AWG	#2 - #6 AWG	#8 - #14 AWG	#8 - #14 AWG	#2 - #8 AWG	#2 - #8 AWG	#8 - #14 AWG	#8 - #14 AWG	Brown	CD-920H-2 PH2 (1)						
HTCT250-2	250 kcmil - #2 AWG	#2 - #6 AWG	#8 - #14 AWG	-	4/0 - #2 AWG	#2 - #8 AWG	#8 - #14 AWG	-	Purple	CD-930H-250 PH25 (1)						
HTCT250-250	250 kcmil - #2 AWG	250 kcmil - #2 AWG	-	-	4/0 - #2 AWG	4/0 - #2 AWG	-	-	Purple	CD-930H-250 PH25 (1)						

①CD-920H and CD-930H dies can be used with CT-940CH and CT-2940 series Panduit tools and Y46 and Y46C Burdny tools with die adapter

②Maximum size connector that can be used with this tool is HTCT250-2-1

Panduit crimping dies must be used with all tooling (Panduit and competitor) to maintain UL/CSA certifications for applications up to 600 V

A CT-940CH^①, CT-940CH/BJO^①, CT-2940^①, CT-2940/L^①, CT-2940/LE^①, CT-2940/ST^①, CT-2940/STINT^①, CT-2940/STUK^①, CT-2940/STVAUS^①, CT-2940/TO^①, CT-2940/STBT^①

B CCT-930, CT-930CH, CT-2930, CT-2930/L, CT2930/LE

C CT-920, CT-920/CV, CT-920CH, CT-920CH/CV, CT-920CH/CCP, CT-2920, ②CT-2920/CCP, ②CT-2920/CCPINT, ②CT-2920/CCPUK, ②CT-2920/CCPAUS, ②CT-2920/CCPTO^②, CT-2920/CCPBT^②, CT-2931, CT-2931/ST, CT-2931/STINT, CT-2931/STUK, CT-2931/STVAUS, CT-2931/TO, CT-2931/STBT, CT-2931/STCV, CT-2931/STCVINT, CT-2931/STCVUK, CT-2931/STCVAUS, CT-2931/CVTO



Global Capabilities

Global Expertise and Support

Global distribution, manufacturing, sales and technical support teams make Panduit solutions readily accessible, allowing the right products to be delivered when and where they are needed.

Worldwide Certifications

Panduit solutions hold a variety of the most common heavy industry certifications and approvals worldwide.



Panduit Corp.
World Headquarters
Tinley Park, IL 60487

cs@panduit.com
US and Canada: 800.777.3300
Europe, Middle East, and Africa:
44.20.8601.7200
Latin America: 52.33.3777.6000
Asia Pacific: 65.6305.7575

www.panduit.com