PANDUIT®

infrastructure for a connected world

# Preferred Parts for Network Infrastructure





## North America

# Network Infrastructure

Today's networks support ever-expanding converged applications for voice, data, and video, as well as functions such as intelligent lighting, security, safety systems, and more. Panduit® provides the industry's most comprehensive and holistic portfolio of products and services that enable sustainable, energy-efficient enterprises. Innovative design features provide easy installation, reduced maintenance costs, and improved network reliability and flexibility. This catalog features the preferred offering for both physical infrastructure and the intelligence to solve the most challenging business problems customers face as they connect multiple systems that span from the Enterprise to the Data Center and across the Manufacturing floor. For the complete offering, please contact your local Panduit representative or visit us at http://www.panduit.com.

## Table of Contents


Copper Cable . . . 3
IndustrialNet™ Copper Cable . . . 3
RJ45 Patch Cords . . . 4
IndustrialNet™ RJ45 Patch Cords . . . 4
10Gig SFP+ Diret Attach Passive Copper Cable Assemblies . . . 4
RJ45 Jack Module . . . 5
45° Angled Wire Caps for TX6A™, TX6™ PLUS and TX5e™
MiniCom® UTP Jack Modules . . . 5
TX6A™ Category 6A UTP Field Term RJ45 Plug . . . 5
Faceplates (for use with MiniCom® Connectors) . . . 6
Surface Mount Box (for use with MiniCom® Connectors) . . . 6
Faceplate Frames and Inserts . . . 7
GFCI Faceplates and Inserts . . . 7
IndustrialNet™ Single Service Ports . . . 8
IndustrialNet™ Connectors . . . 8
Audio Visual . . . 9
HDMI Patch Cords . . . 9
In Wall Boxes and Accessories . . . 9
Table Boxes and Accessories . . . 9
AV Modules . . . 10
Above Floor and Surface Raceway . . . 11
Above Floor Raceway . . . 11
Surface Raceway . . . 11
NetKey® Jack Modules . . . 12
NetKey® Patch Cords . . . 12
NetKey® Fiber Patch Cords and Pigtails . . . 12
NetKey® Faceplates and Adapters . . . 13
NetKey® Patch Panels – Punchdown . . . 13
NetKey® Patch Panels – Modular . . . 13
Patch Panels, Kits and Accessories . . . 14
Industrial Adapters and Patch Panels . . . 14
HD Flex™ 6-Port Fiber Enclosures and Panels . . . 15
HD Flex™ LC/MPO Cassettes . . . 15
HD Flex™ 4-to-1 Conversion Cassettes . . . 15
HD Flex™ LC Splice Cassettes . . . 15
HD Flex™ Adapter Panel and Accessories . . . 15
Opticom® QuickNet™ Enclosures and Panels . . . 16
Opticom® LC/MPO Cassettes . . . 16
Opticom® Fiber Adaptor Panels and Accessories . . . 16
QuickNet™ Patch Panels and Accessories . . . 17
QuickNet™ SFQ LC/MPO Cassettes . . . 17
QuickNet™ SFQ Fiber Adapter Panels an Accessories . . . 17
Mini-Com® Fiber Adapters . . . 17
Splicing and Cable Management Solutions . . . 18
Fiber Optic Trunk Assemblies . . . 18
Fiber Optic Interconnet Assemblies . . . 18
Fiber Optic Patch Cords . . . 19
Fiber Optic Cable . . . 19
Industrial Dielectric Double Jacketed (DDJ) Fiber Optic Cable . . . 20
Fiber Build Up Kits . . . 20
Fiber Connectors . . . 20
Fiber Optic Termination Tools . . . 20
Cabinets and Thermal Management . . . 21
Net-Access™ S-Type Cabinets . . . 21
Net-Access™ N-Type Cabinets . . . 21
Net-Access™ Cabinet Accessories . . . 21
Net-Verse™ D-Type Cabinets . . . 22
Net-Verse™ Cabinet Accessories . . . 22
Air Inlet Ducting and Air Sealing Accessories . . . 23
Pre-Configured Micro Data Center (MDC) . . . 23
Racks . . . 24
Rack Accessories . . . 24
Cable Managers . . . 24
Power Distribution Units (PDUs) . . . 25 – 26
Power Distribution Units (PDUs) Accessories . . . 27
Industrial Network Uninterruptible Power Supply (UPS) . . . 27
Wyr-Grid® Overhead Cable Tray Routing System . . . 28
J-Pro™ Cable Support System . . . 28
FiberRunner® 6x4 Cable Routing System . . . 29
Zone Enclosures . . . 30
Universal Network Zone Systems . . . 30
Pre-Configured Network Zone Systems . . . 31
Pre-Configured Industrial Distribution Frame (IDF) . . . 31
IntraVUE™ Edge . . . 31
Grounding . . . 32
Labeling . . . 33
Cable Ties and Bundling . . . 34
Stainless Steel Cable Ties . . . 34
Cable Accessories . . . 34
Security Devices . . . 35
Tools . . . 35

## Copper Cable



PUP6AV04BU-G



PUP6004BU-W



PUO6C04BL-U

| Part Number | Description | Min. Order Qty. (MOQ)* | Min. Order Incrmt. (MOI)* | UOM |
|---|---|---|---|---|
| **Category 6A (Unshielded)** | | | | |
| **PUP6AV04BU-G** | Premium Category 6A, 4-pair, 23 AWG, U/UTP, plenum (CMP), Blue. | 9000 | 1000 | Ft. |
| **PUR6AV04BU-G** | Premium Category 6A, 4-pair, 23 AWG, U/UTP, riser (CMR), Blue. | 5000 | 1000 | Ft. |
| **Category 6 (Unshielded)** | | | | |
| **PUP6004BU-W** | Enhanced Category 6, 4-pair, 23 AWG, U/UTP, plenum (CMP), Blue. | 12000 | 1000 | Ft. |
| **PUR6004BU-W** | Enhanced Category 6, 4-pair, 23 AWG, U/UTP, riser (CMR), Blue. | 12000 | 1000 | Ft. |
| **PUP6C04BU-U** | Category 6, 4-pair, 23 AWG, U/UTP, plenum (CMP), Blue. | 12000 | 1000 | Ft. |
| **PUR6C04BU-U** | Category 6, 4-pair, 23 AWG, U/UTP, riser (CMR), Blue. | 12000 | 1000 | Ft. |
| **Outdoor Plant (OSP)**** | | | | |
| **Category 6** | | | | |
| **PUO6C04BL-U** | Category 6, 4-pair, 23 AWG, U/UTP, outside plant (OSP), Black. | 9000 | 1000 | Ft. |
| **Category 6A** | | | | |
| **PFO6X04BL-CEG** | Category 6A, 4-pair, 23 AWG, F/UTP outside plant (OSP), Black. | 12 rolls | 12 rolls | Roll |

*MOQ needs to be met prior to MOI. Contact Panduit Customer Service for additional information.
Additional colors available. Contact Panduit Customer Service for additional information or www.panduit.com.
** It is for duct and conduit installations only. It is not to be used in aerial or direct burial applications.

## IndustrialNet™ Copper Cable



IUC6C04ABL-CEG



IFC6C04BBL-CEG



ISFCH5C04ATL-XG

| Part Number | Description | Min. Order Qty. (MOQ)* | Min. Order Incrmt. (MOI)* | UOM |
|---|---|---|---|---|
| **ISFCH6X04ATLUG** | Category 6A, 4-pair, 24 AWG stranded, SF/UTP, industrial 600V, (CMX), Teal. | 10000 | 1000 | Ft. |
| **ISFCH6X04BTLUG** | Category 6A, 4-pair, 26 AWG stranded, SF/UTP, industrial 600V, (CMX), Teal. | 10000 | 1000 | Ft. |
| **ISX6X04ATL-LED** | Category 6A, 4-pair, 24 AWG stranded, S/FTP, (PUR), Teal. | 6 | 1 | Roll |
| **IUC6C04ABL-CEG** | Category 6, 4-pair, 24 AWG stranded, U/UTP, flame-retardant (CM), Black. | 6 | 1 | Roll |
| **IFC6C04BBL-CEG** | Category 6, 4-pair, 26 AWG stranded, F/UTP, flame-retardant (CM), Black. | 6 | 1 | Roll |
| **ISFCH5C04ATL-XG** | Category 5e, 4-pair, 24 AWG stranded, SF/UTP, 600V high flex, flame-retardant (CM/CMX), Teal. | 9000 | 1000 | Ft. |
| **IFRH6C04BL-UG** | Category 6, 4-pair, 23 AWG solid, F/UTP, industrial 600V, (CMR), Black. | 5000 | 1000 | Ft. |
| **IFRH5C04BL-UG** | Category 5e, 4-pair, 23 AWG solid, F/UTP, industrial 600V, (CMR), Black. | 9000 | 1000 | Ft. |

*MOQ needs to be met prior to MOI. Contact Panduit Customer Service for additional information.
Additional colors available. Contact Panduit Customer Service for additional information or www.panduit.com.

## RJ45 Patch Cords



UTP28X*



UTP28SP*

| Part Number | Description | Std. Pkg. Qty. | Std. Ctn. Qty. |
|---|---|---|---|
| **Category 6A 28 AWG** | | | |
| **UTP28X7** | Category 6A 28 AWG UTP patch cord, 7 feet, Off White. | 1 | 10 |
| **UTP28X7BU** | Category 6A 28 AWG UTP patch cord, 7 feet, Blue. | 1 | 10 |
| **Category 6A 24 AWG** | | | |
| **UTP6A7** | Category 6A 24 AWG UTP patch cord, 7 feet, Off White. | 1 | 10 |
| **UTP6A7BU** | Category 6A 24 AWG UTP patch cord, 7 feet, Blue. | 1 | 10 |
| **Category 6 28 AWG** | | | |
| **UTP28SP7** | Category 6 28 AWG UTP patch cord, 7 feet, Off White. | 1 | 10 |
| **UTP28SP7BU** | Category 6 28 AWG UTP patch cord, 7 feet, Blue. | 1 | 10 |
| **Category 6 24 AWG** | | | |
| **UTPSP7Y** | Category 6 24 AWG UTP patch cord, 7 feet, Off White. | 1 | 10 |
| **UTPSP7BUY** | Category 6 24 AWG UTP patch cord, 7 feet, Blue. | 1 | 10 |

Standard lengths include: 1, 3, 5, 7, 9, 10 and 14 feet.
Additional colors and lengths available. Contact Panduit Customer Service for additional information or www.panduit.com.
Bulk packaging available: Add -Q for pack of 25.

## IndustrialNet™ RJ45 Patch Cords



ISTPHCH1MTL

| Part Number | Description | Std. Pkg. Qty. | Std. Ctn. Qty. |
|---|---|---|---|
| **ISTPH6X1MTL** | Category 6A 600V, 26 AWG stranded, SF/UTP patch cord, RJ45 plug to RJ45 plug, 1 meter, Teal. | 1 | 10 |
| **ISTPHCH1MTL** | Category 5e 600V 24 AWG stranded SF/UTP patch cord, RJ45 plug to RJ45 plug, 1 meter, Teal. | 1 | 10 |

Standard lengths are from 0.3 meters to 40 meters. Contact Panduit Customer Service for additional colors and lengths.

## 10Gig SFP+ Direct Attach Passive Copper Cable Assemblies



PSF1PXA*MBL

| Part Number | Description | Std. Pkg. Qty. | Std. Ctn. Qty. |
|---|---|---|---|
| **PSF1PXA1.5MBL** | SFP+ 10Gig Direct Attach Passive Copper Cable Assembly, 1.5m, Black. | 1 | 10 |
| **PSF1PXA2MBL** | SFP+ 10Gig Direct Attach Passive Copper Cable Assembly, 2m, Black. | 1 | 10 |
| **PSF1PXA3MBL** | SFP+ 10Gig Direct Attach Passive Copper Cable Assembly, 3m, Black. | 1 | 10 |

*Direct Attach Passive Cable Assemblies shown in BL (Black). Other colors available: WH (White), BU (Blue), RD (Red), GR (Green), or OR (Orange). Available in 0.5m length increments from 0.5m to 7m.

## RJ45 Jack Module



CJ6X88TGBL



CJ688TGBU

| Part Number | Description | Std. Pkg. Qty. | Std. Ctn. Qty. |
|---|---|---|---|
| **Unshielded** | | | |
| **CJ6X88TGBL** | Category 6A RJ45 UTP Mini-Com® Jack, Black. | 1 | 50 |
| **CJ6X88TGBU** | Category 6A RJ45 UTP Mini-Com® Jack, Blue. | 1 | 50 |
| **CJ6X88TGWH** | Category 6A RJ45 UTP Mini-Com® Jack, White. | 1 | 50 |
| **CJ688TGBL** | Category 6 RJ45 UTP Mini-Com® Jack, Black. | 1 | 50 |
| **CJ688TGBU** | Category 6 RJ45 UTP Mini-Com® Jack, Blue. | 1 | 50 |
| **CJ688TGWH** | Category 6 RJ45 UTP Mini-Com® Jack, White. | 1 | 50 |

Additional colors available. Contact Panduit Customer Service for additional information or www.panduit.com.
Bulk packages available: Add -24 for pack of 24 or -C for pack of 100.

## 45° Angled Wire Caps for TX6A™ and TX6™ PLUS Mini-Com® UTP Jack Modules





| Part Number | Description | Std. Pkg. Qty. | Std. Ctn. Qty. |
|---|---|---|---|
| **Left/Right** | | | |
| **CJLRCAPBU-C** | Category 6A 45° angled left/right TG wire cap, package of 100. | 100 | 500 |
| **CJLRCAPIW-C** | Category 6 45° angled left/right TG wire cap, package of 100. | 100 | 500 |
| **Up/Down** | | | |
| **CJUDCAPBU-C** | Category 6A 45° angled up/down TG wire cap, package of 100. | 100 | 500 |
| **CJUDCAPIW-C** | Category 6 45° angled up/down TG wire cap, package of 100. | 100 | 500 |

Note: 45° Angled Wire Caps available in packs of 10. Change -C to -X.

## TX6A™ Category 6A UTP Field Term RJ45 Plug



| Part Number | Description | Std. Pkg. Qty. | Std. Ctn. Qty. |
|---|---|---|---|
| **Standard** | | | |
| **FP6X88MTG** | TX6A™ Category 6A UTP Field Term RJ45 Plug. | 1 | 50 |
| **FP6X88MTG-X** | TX6A™ Category 6A UTP Field Term RJ45 Plug, package of ten. | 10 | 100 |
| **Angled** | | | |
| **FPUD6X88MTG** | TX6A™ Category 6A UTP Angled Field Term RJ45 plug. | 1 | 50 |
| **FPUD6X88MTG-X** | TX6A™ Category 6A UTP Angled Field Term RJ45 plug, package of ten. | 10 | 100 |
| **CPUDCAPBL-X** | Category 6A 45° angled up/down wire cap for use with TX6A™ Category 6A UTP Field Term Angled Field Term, package of ten. | 10 | — |
| **Test Cord Adapter** | | | |
| **FP6X88TC** | TX6A™ Field Term RJ45 Plug Test Cord, Red,1 meter. | 1 | 1 |

## Faceplates (for use with Mini-Com® Connectors)



CFFPL4BL



CFPL4



CFPE2

| Part Number | Description | Std. Pkg. Qty. | Std. Ctn. Qty. |
|---|---|---|---|
| **Furniture Faceplates** | | | |
| **CFFP4BL** | Furniture faceplate, 4-port, standard, Black. | 1 | 10 |
| **CFFPL4BL** | Furniture faceplate with labeling, 4-port, standard, Black. | 1 | 10 |
| **CFFPL2BL** | Furniture faceplate with labeling, 2 port, standard, Black. | 1 | 10 |
| **CFFPHM4BL** | Furniture faceplate, 4-port, Herman Miler, Black. | 1 | 10 |
| **Classic Faceplates** | | | |
| **CFPL2WHY** | Classic faceplate, single gang, 2-port with label and label cover. | 1 | 10 |
| **CFPL4WHY** | Classic faceplate, single gang, 4-port with label and label cover. | 1 | 10 |
| **Executive Faceplates** | | | |
| **CFPE2WHY** | Executive faceplate, single gang, 2-port with label and label cover. | 1 | 10 |
| **CFPE4WHY** | Executive faceplate, single gang, 2-port with label and label cover. | 1 | 10 |
| **Stainless Steel Faceplates** | | | |
| **CFPL2SY** | Stainless steel faceplate, single gang, 2-port with label and label cover. | 1 | 10 |
| **CFPL4SY** | Stainless steel faceplate, single gang, 4-port with label and label cover. | 1 | 10 |

Additional colors available. Contact Panduit Customer Service for additional information or www.panduit.com.

## Surface Mount Box (for use with Mini-Com® Connectors)



CBX2IW-AY



CBXQ2IW-A

| Part Number | Description | Std. Pkg. Qty. | Std. Ctn. Qty. |
|---|---|---|---|
| **CBX1IW-A** | Surface mount box, 1-port, plenum rated. Off White. | 1 | 10 |
| **CBXQ1IW-A** | | 1 | 10 |
| **CBX2IW-AY** | Surface mount box, 2-port, plenum rated. Off White. | 1 | 10 |
| **CBXQ2IW-A** | | 1 | 10 |
| **CBX4IW-AY** | Surface mount box, 4-port, Off White. | 1 | 10 |
| **CBXQ4IW-A** | Surface mount box, 4-port, plenum rated. Off White. | 1 | 10 |
| **CBXF6IW-AY** | Surface mount box, 6-port, multimedia, Off White. | 1 | 10 |
| **CBXQ6IW-A** | Surface mount box, 4-port, plenum rated. Off White. | 1 | 10 |

Additional colors available. Contact Panduit Customer Service for additional information or www.panduit.com.

## Faceplate Frames and Inserts

- Faceplate frames allow customizable solutions
- Combine Mini-Com® and NetKey® Modules in a single faceplate through frame inserts



**CBEIWY**



**CBEIW-2GY**



**CHF2MIW-X**



**NKHF2MIW-X**



**CHBHIW**

| Part Number | Part Description |
|---|---|
| **CBEIWY** | Single gang faceplate frame. |
| **CBEIW-2GY** | Double gang faceplate frame. |
| **CHF2MIW-X** | Two module 1/3 insert for Mini-Com® Modules. |
| **NKHF2MIW-X** | Two module 1/3 insert for NetKey® Modules. |
| **CHBHIW** | Hooded insert. |

For other colors, replace IW (Off White) with BL (Black), IG (International Gray), EI (Electric Ivory), or WH (White).

## GFCI Faceplates and Inserts



**CFGBIW**
Faceplate not included.



**CPGIW**



**CPGIW-2G**



**CFG4IW**



**CFG2IW**



**NK2RMFIW**



**NK4RMFIW**

| Part Number | Part Description |
|---|---|
| **CFGBIW** | Brush insert, off white. |
| **CPGIW** | Single gang rectangular faceplate. |
| **CPGIW-2G** | Double gang rectangular faceplate. |
| **CFG4IW** | Mini-Com® Four Module Rectangular Adapter. |
| **CFG2IW** | Mini-Com® Two Module Rectangular Adapter. |
| **NK4RMFIW** | NetKey® Four Module Rectangular Adapter. |
| **NK2RMFIW** | NetKey® Two Module Rectangular Adapter. |

For other colors, replace IW (Off White) with BL (Black), IG (International Gray), EI (Electric Ivory) or WH (White).

## IndustrialNet™ Single Service Ports



ISSP2UC6XNNBL

| Part Number | Description | Std. Pkg. Qty. | Std. Ctn. Qty. |
|---|---|---|---|
| ISSP2SJ5ENNBL | Category 5e shielded jack. | 1 | — |
| ISSP2SJ6XNNBL | Category 6A shielded jack. | 1 | — |
| ISSP2UC5ENNBL | Category 5e UTP RJ45 coupler. | 1 | — |
| ISSP2UC6XNNBL | Category 6A UTP RJ45 coupler. | 1 | — |
| ISSP2UC1NNBL | USB 2.0 A-A coupler. | 1 | — |

## IndustrialNet™ Connectors



IAEBH**



MPI588T



ISPS5E44MFA
ISPS6A88MFA



ICAM12DRJS



ICAM12XRJS



ICAM12X90RJS

| Part Number | Description | Std. Pkg. Qty. | Std. Ctn. Qty. |
|---|---|---|---|
| **Industrial Bulkhead Connector with Protective Cover** | | | |
| IAEBH6X | Category 6A Variant 1 IP67 rated RJ45 connector, UTP. | 1 | 10 |
| IAEBH6XS | Category 6A Variant 1 IP67 rated RJ45 connector, STP. | 1 | 10 |
| IAEBH6 | Category 6 Variant 1 IP67 rated RJ45 connector, UTP. | 1 | 10 |
| IAEBH6S | Category 6 Variant 1 IP67 rated RJ45 connector, STP. | 1 | 10 |
| IAEBH5E | Category 5e Variant 1 IP67 rated RJ45 connector, UTP. | 1 | 10 |
| IAEBH5ES | Category 5e Variant 1 IP67 rated RJ45 connector, STP. | 1 | 10 |
| MPI588T | Category 5e Variant 1 IP67 rated modular plug, UTP. | 1 | 10 |
| **Industrial Bulkhead Coupler with Protective Cover** | | | |
| IAEBHC6 | Category 6 Variant 1 IP67 rated RJ45 coupler, UTP. | 1 | 10 |
| IAEBHC5E | Category 5e Variant 1 IP67 rated RJ45 coupler, UTP. | 1 | 10 |
| **Industrial Mini-Com® Coupler Module** | | | |
| IAEBHUSBAA | USB 2.0 Variant 1 IP67 rated female A to female A coupler, UTP. | 1 | 10 |
| **Industrial M12 Connectors** | | | |
| ISPS5E44MFA | Category 5e M12 D-Code STP field terminable connector, male. | 1 | 25 |
| ICAM12DRJS | Category 5e M12 D-Code to RJ45 industrial adapter, panel mount. | 1 | 10 |
| ICAM12XRJS | Category 6A M12 X-Code to RJ45 industrial adapter, straight, panel mount. | 1 | 15 |
| ICAM12X90RJS | Category 6A M12 X-Code to RJ45 industrial adapter, angled, panel mount. | 1 | 15 |
| ISPS6A88MFA | Category 6A M12 X-Code STP field terminable connector, male. | 1 | 10 |

## Audio Visual

### HDMI Patch Cords

- 3rd Party Certified to HDMI 2.0 Specification
- 4K / UHD, 60 Hz, 4:4:4 resolution



HDMI1MWH

| Part Number | Part Description |
|---|---|
| HDMI1MBL | HDMI 2.0 patch cord, 1m, Black. |
| HDMI2MBL | HDMI 2.0 patch cord, 2m, Black. |
| HDMI4MBL | HDMI 2.0 patch cord, 4m, Black.. |

For Black, replace WH (White) with BL (Black).

### In Wall Boxes and Accessories

- Full grid pattern for customized equipment placement and cable management
- Each box includes push-mount cable ties for cable management
- Power receptacle knockout



CMBBLWH

| Part Number | Part Description | Height In. | Width In. |
|---|---|---|---|
| CMBBSWH | Small in-wall box for 16 inch stud installation. | 8.65 | 17.41 |
| CMBBLWH | Large in-wall box for 16 inch stud installation. | 15.4 | |
| CMBBCMR | Cable management D-ring. | — | — |
| CMBBRKT | Equipment bracket. | | |

### Table Boxes and Accessories

- Table boxes come pre-populated with power outlets
- Each table box includes both a Mini-Com® and NetKey® (Keystone) Faceplate
- Faceplates can be filled with any connectivity or blank modules
- Once installed, faceplates can be removed at a later date for future moves, adds, and changes



PND100



PND110



PND400

| Part Number | Part Description | Module Spaces | Power |
|---|---|---|---|
| PND100 | Cable nook box. | 8 | UL-cUL Listed Power Module with 2 Type A USB 2.0 Ports |
| PND110 | Tilt up table box. | 4 | UL-cUL Listed Power Module |
| PND400 | Retractable HDMI cable for cable nook box with mounting bracket. | — | — |

## AV Modules


CMBIW-X


CMHDMIIW


CMUSBAAIW


CM35MSCIWY


CMFIW


CM35MSSIW


CMFSRIWY


NKBMIW-X


NKHDMIIW


NKUSBAAIW


NK35MSCIW


NKFIW


CMD15HDIWY


CHD15HDCIWY

| Part Number | Part Description | Footprint | Specification |
|---|---|---|---|
| **CMBIW-X** | Blank module. | Mini-Com® | – |
| **CMHDMIIW** | 2-position HDMI module. | | HDMI 2.0 |
| **CMUSBAAIW** | USB module. | | USB 2.0 |
| **CM35MSCIWY** | 3.5 stereo coupler. | | — |
| **CM35MSSIW** | Solder Type 3.5 stereo connector. | | |
| **CMFIW** | F Type coupler. | | 3 GHz |
| **CMFSRIWY** | Self-terminating F Type module. | | 2 GHz |
| **CMD15HDIWY** | 2-position VGA module, 15 pin with circuit board to be terminated on site. | | — |
| **CHD15HDCIWY** | 1/3 insert 15 pin VGA connector module. | Insert | |
| **NKBMIW-X** | Blank module. | Keystone | – |
| **NKHDMIIW** | 1-position HDMI module. | | HDMI 2.0 |
| **NKUSBAAIW** | USB module. | | USB 2.0 |
| **NK35MSCIW** | 3.5 stereo coupler. | | — |
| **NKFIW** | F Type coupler. | | 3 GHz |

For other colors, replace IW (Off White) with BL (Black), WH (White), EI (Electric Ivory), IG (International Gray), or AW (Arctic White).

## Above Floor and Surface Raceway

### Above Floor Raceway

- ADA Compliant over floor raceway system
- Fast snap, tamper resistant base and cover
- Power rated 4-channel design


AFR4BCBL6


AFR4CCBL


AFR4ECBL


AFR4RABL


AFR4JB2SBL


AFR4TRT70BL

| Part Number | Part Description |
|---|---|
| AFR4BCBL6 | Above floor raceway base and cover, 6-foot, Black. |
| AFR4CCBL | Above floor raceway, coupler fitting, Black. |
| AFR4ECBL | Above floor raceway, end cap fitting, Black. |
| AFR4RABL | Above floor raceway, right angle fitting, Black. |
| AFR4JB2SBL | Above floor raceway, power rated two-piece snap together junction box, Black. |
| AFR4TRT70BL | Above floor raceway transition fitting from above floor raceway to T70, Black. |
| AFR4WTRBL | Above floor raceway, wall transition fitting, Black. |
| AFR4TBLGBL | Above floor raceway, table leg, Black. |

For other colors, replace BL (Black) with OS (Office Slate) or IW (Off White).

## Surface Raceway


LD^IW-A


OFC*IW-X


JB1IW-A

| Part Number | Description | Std. Pkg. Qty. | Std. Ctn. Qty. |
|---|---|---|---|
| **LD Profile Raceway** | | | |
| LD3IW6-A | LD3, low voltage 1-piece single channel raceway with adhesive. | 6 Ft. | 120 Ft. |
| LD5IW6-A | LD5, low voltage 1-piece single channel raceway with adhesive. | 6 Ft. | 120 Ft. |
| LD10IW6-A | LD10 low voltage 1-piece single channel raceway with adhesive. | 6 Ft. | 120 Ft. |
| **LD Profile Raceway Fittings** | | | |
| DCF10IW-X | Drop ceiling/entrance end fitting for use with LD10 raceway. | 10 | 50 |
| OCF10WH-X | Outside corner fitting for use with LD10 raceway. | 10 | 50 |
| ECF10WH-X | End cap fitting for use with LD10 raceway. | 10 | 50 |
| RAF10IW-X | Right angle fitting for use with LD10 raceway. | 10 | 50 |
| **Junction Boxes Used with LD Profile Raceway** | | | |
| JB1IW-A | Single gang one-piece outlet box with adhesive backing. | 1 | 10 |
| JBX3510IW-A | Single gang two-piece snap together outlet box with adhesive backing. | 1 | 10 |
| JBP1DIW | Single gang power rated two-piece deep outlet box. | 1 | 10 |
| JBP2DIW | Double gang power rated two-piece deep outlet box. | 1 | 10 |

*Raceway listed in 6 foot lengths. Other lengths available include: 8 and 10 foot.
Raceway fittings listed for LD raceway size 10. LD raceway size 3 and 5 also available.
Additional colors available. Contact Panduit Customer Service for additional information or www.panduit.com.

< Previous Page | Table of Contents | Next Page >

## NetKey® Jack Modules



| Part Number | Description | Std. Pkg. Qty. | Std. Ctn. Qty. |
|---|---|---|---|
| **NK6X88MBU** | Category 6A, 8-position, keystone punchdown jack, Blue. | 1 | 50 |
| **NK688MBU** | Category 6, 8-position, keystone punchdown jack, Blue. | 1 | 50 |

Additional colors available. Contact Panduit Customer Service for additional information or www.panduit.com.
Bulk packages of 25 available; add: -Q to end of part number.

## NetKey® Patch Cords



| Part Number | Description | Std. Pkg. Qty. | Std. Ctn. Qty. |
|---|---|---|---|
| **NK6APC7BU** | Category 6A UTP patch cord, 7 ft. Blue. | 1 | 10 |
| **NK6PC7BUY** | Category 6 UTP patch cord, 7 ft. Blue. | 1 | 10 |

Additional colors available. Contact Panduit Customer Service for additional information or www.panduit.com.
Standard lengths include 3, 5, 7, and 10ft. Contact Panduit Customer Service for additional colors and lengths.

## NetKey® Faceplates and Adapters



| Part Number | Description | Std. Pkg. Qty. | Std. Ctn. Qty. |
|---|---|---|---|
| **NK4FNIW** | Single gang faceplate, 4-port, Off White. | 1 | 10 |
| **NK4FIWY** | Single gang faceplate with labels, 4-port, Off White. | 1 | 10 |
| **NK4HSFIWY** | Single gang sloped horizontal faceplate with labels, 4-port, Off White. | 1 | 10 |
| **NK4VSFIW** | Single gang sloped vertical faceplate with labels, 4-port, Off White. | 1 | 10 |

## NetKey® Patch Panels – Punchdown



| Part Number | Description | Std. Pkg. Qty. | Std. Ctn. Qty. |
|---|---|---|---|
| **NK6PPG24Y** | 24-port patch panel, flat. | 1 | 10 |
| **NKA6PPG24Y** | 24-port patch panel, angled. | 1 | 10 |
| **NK6PPG48Y** | 48-port patch panel, flat. | 1 | 10 |
| **NKA6PPG48Y** | 48-port patch panel, angled. | 1 | 10 |

## NetKey® Patch Panels – Modular



| Part Number | Description | Std. Pkg. Qty. | Std. Ctn. Qty. |
|---|---|---|---|
| **NKPP24FMY** | Flush mount modular patch panel, 24-port, 1 RU. | 1 | 10 |
| **NKPP48FMY** | Flush mount modular patch panel, 48-port, 2 RU. | 1 | 10 |
| **NKPPA48FMY** | Flush mount angled modular patch panel, 48-port, 2 RU. | 1 | 10 |
| **NKFP24Y** | Modular faceplate patch panel, 24-port, 2 RU. | 1 | 10 |
| **NKFP48Y** | Modular faceplate patch panel, 48-port, 2 RU. | 1 | 10 |
| **NKPPA48HDY** | Modular high density angled patch panel, 48-port, 2 RU. | 1 | 10 |

## Patch Panels, Kits, and Accessories


CPP24FMWBLY


CPP48HDWBLY


CPPA48HDWBLY


DP48688TGY


SRB19BLY


SRBBRKT

| Part Number | Description | Std. Pkg. Qty. | Std. Ctn. Qty. |
|---|---|---|---|
| **Modular Patch Panels (Fit All Mini-Com® Connectors)** | | | |
| **CPPL24WBLY** | 24-port, patch panel with CFFPL4 faceplate and labels, 1 RU. | 1 | 10 |
| **CPPL48WBLY** | 48-port, patch panel with CFFPL4 faceplate and labels, 2 RU. | 1 | 10 |
| **CPPLA48WBLY** | 48-port, angled patch panel with CFFPL4 faceplate and labels, 2 RU. | 1 | 10 |
| **CPP24FMWBLY** | 24-port, patch panel, flush mount, 1 RU. | 1 | 10 |
| **CPPA48FMWBLY** | 48-port, angled patch panel, flush mount, 2 RU. | 1 | 10 |
| **CPP48HDWBLY** | 48-port, high density patch panel, 1 RU. | 1 | 10 |
| **CPPA48HDWBLY** | 48-port, high density angled patch panel, 1 RU. | 1 | 10 |
| **Data-Patch™ Patch Panels** | | | |
| **DP246X88TGY** | 24-port, flat , 1 RU, Category 6A RJ45 UTP Data-Patch™ Patch Panel, Black. | 1 | 10 |
| **DP486X88TGY** | 48-port, flat, 2 RU, Category 6A RJ45 UTP Data-Patch™ Patch Panel, Black. | 1 | 10 |
| **DP24688TGY** | 24-port, flat, 1 RU, Category 6 RJ45 UTP Data-Patch™ Patch Panel, Black. | 1 | 10 |
| **DP48688TGY** | 48-port, flat, 2 RU, Category 6 RJ45 UTP Data-Patch™ Patch Panel, Black. | 1 | 10 |
| **Strain Relief** | | | |
| **SRB19BLY** | Strain relief bar. | 1 | 10 |
| **SRBBRKT** | Quick release bracket kit for strain relief bars. | 1 | 10 |
| **SRB19D5BL** | Deep strain relief bar, extends 5". | 1 | 10 |
| **SRB19D7BL** | Deep strain relief bar, extends 7". | 1 | 10 |

## Industrial Adapters and Patch Panels


CADIN1IG


CDPP8RG


FDME8RG

| Part Number | Description | Std. Pkg. Qty. | Std. Ctn. Qty. |
|---|---|---|---|
| **Mini-Com® DIN Rail Mount Adapter** | | | |
| **CADIN1IG** | Single-port DIN rail mount adapter, International Gray. | 1 | 10 |
| **CADIN1BL** | Single-port DIN rail mount adapter, Black. | 1 | 10 |
| **IndustrialNet™ DIN Rail Mount Copper Patch Panel** | | | |
| **CDPP8RG** | 8-port patch panel, DIN rail mount. | 1 | 10 |
| **CDPP8RG-S** | 8-port shielded patch panel, DIN rail mount. | 1 | 10 |
| **IndustrialNet™ DIN Rail Mount Fiber Enclosure** | | | |
| **FDME8RG** | 8-port fiber optic enclosure, DIN rail mount. | 1 | 10 |

## HD Flex™ 6-Port Fiber Enclosures and Panels



FLEX1UPN06

| Part Number | Description | Cassette/ FAP Openings. |
|---|---|---|
| FLEX1U06* | 1 RU, HD Flex™ 6-Port Enclosure. | 12 |
| FLEX4U06* | 4 RU, HD Flex™ 6-Port Enclosure. | 48 |
| FLEX1UPN06* | 1 RU, HD Flex™ 6-Port Panel. | 12 |
| FLEX4UPN06* | 4 RU, HD Flex™ 6-Port Panel. | 48 |

*Offered in White (add WH to part number for White).

## HD Flex™ LC/MPO Cassettes



FHC9N-12-10A

| Part Number | Fiber Type | Fiber Count | Port Count | Number of MPOs | Number of Duplex LCs | Performance | Polarity |
|---|---|---|---|---|---|---|---|
| FHCZO-12-10U | OM4 | 12 | 6 | 1 | 6 | Optimized | Universal |
| FHC9N-12-10AS | OS2 | | | | | Standard | Method A |
| FHC9N-12-10AF | | | | | | | Modified Method A |

*Universal Polarity require Method B cable assemblies.

## HD Flex™ 4-to-1 Conversion Cassettes



FHC39N-08-10A

| Part Number | Fiber Type | Fiber Count | Port Count | No. of Rear MPOs | Number of Front Duplex LCs | Performance |
|---|---|---|---|---|---|---|
| FHC3ZO-08-10B | OM4 | 8 | 4 | 1x8f | 4 | Optimized |
| FHC39N-08-10A | OS2 | | | | | Standard |

## HD Flex™ LC Splice Cassettes



FHSZO-12-10R

| Part Number | Fiber Type | Fiber Count | Port Count | Number of Duplex LCs | Performance |
|---|---|---|---|---|---|
| FHSZO-12-10* | OM4 | 12 | 6 | 6 | Optimized |
| FHS9N-12-10* | OS2 | | | | Standard |

*P for 250um pigtails, R for Ribbon Pigtails.

## HD Flex™ Adapter Panel and Accessories



FHSXN-12-10N

| Part Number | Description |
|---|---|
| FHSXN-12-10N | Six LC duplex multimode adapters in Aqua with zirconia sleeves. |
| FHS9N-12-10N | Six LC duplex singlemode adapters in Blue with zirconia sleeves. |
| FHMP-6-ABL | Six MPO type A adapters (key-up to key-down) in Black. |
| FHMP-6-BCG | Six MPO type B adapters (key-up to key-up) in Charcoal Gray. |
| FHSBBL06W | HD Flex™ Blanking Panel for 6-port enclosures and panels. |

## Opticom® QuickNet™ Enclosures and Panels



FCE1U



FRME1



FMT1

| Part Number | Description | Cassette/ FAP Openings. |
|---|---|---|
| **FCE1U*** | Rack mount fiber cassette enclosure 1 RU, with sliding/tilt drawer. | 4 |
| **FCE4U*** | Rack mount fiber cassette enclosure 4 RU, with sliding/tilt drawer. | 12 |
| **FRME1U*** | Rack mount fiber enclosure, 1 RU. | 3 |
| **FRME4*** | Rack mount fiber enclosure, 4 RU. | 12 |
| **FWME2** | Wall mount enclosure, two openings. | 2 |
| **FMT1** | Rack mount fiber tray, 1 RU. | 4 |
| **CFAPPBL1** | Fiber adapter patch panel, 1 RU. | 4 |

*Offered in White (add WH to part number for White).

## Opticom® LC/MPO Cassettes



FC29N-12-10AS

| Part Number | Fiber Type | Fiber Count | Port Count | Number of MPOs | Number of Duplex LCs | Performance | Polarity |
|---|---|---|---|---|---|---|---|
| **FC2ZO-12-10U** | OM4 | 12 | 6 | 1 | 6 | Optimized | Universal |
| **FC29N-12-10AS** | OS2 | | | | | Standard | Method A |
| **FC29N-12-10AF** | | | | | | | Modified Method A |
| **FC2ZO-24-10U** | OM4 | 24 | 12 | 2 | 12 | Optimized | Universal |
| **FC29N-24-10AS** | OS2 | | | | | Standard | Method A |
| **FC29N-24-10AF** | | | | | | | Modified Method A |

*Universal Polarity require Method B cable assemblies.

## Opticom® Fiber Adaptor Panels and Accessories



FAP12WAQDLCZ

| Part Number | Description |
|---|---|
| **FAP6WAQDLCZ** | Six LC duplex multimode adapters in Aqua with zirconia sleeves. |
| **FAP6WBUDLCZ** | Six LC duplex singlemode adapters in Blue with zirconia sleeves. |
| **FAP12WBUDLCZ** | Twelve LC duplex multimode adapters in Blue with zirconia sleeves. |
| **FAP12WAQDLCZ** | Twelve LC duplex singlemode adapters in Aqua with zirconia sleeves. |
| **FMP6** | Unloaded Mini-Com® Panel accepts six Mini-Com® Modules. |
| **FAPB** | Opticom® Blanking Panel. |

## QuickNet™ Patch Panels and Accessories



QAPP24BL



QAPP48HDBL



QPPBBL

| Part Number | Description | Std. Pkg. Qty. | Std. Ctn. Qty. |
|---|---|---|---|
| **QuickNet™ Patch Panels** | | | |
| **QAPP24BL** | Angled 24-port patch panel accepts QuickNet™ Pre-Terminated Cassettes and Patch Panel Adapters (1 RU). | 1 | 10 |
| **QAPP48HDBL** | Angled 48-port patch panel accepts QuickNet™ Pre-Terminated Cassettes and Patch Panel Adapters (1 RU). | 1 | 10 |
| **QAPP48HDVNSBL** | Angled 48-port patch panel, with pre-printed vertical numbering on each port, accepts QuickNet™ Pre-Terminated Cassettes and Patch Panel Adapters (1 RU). | 1 | 10 |
| **QPP48HDBL** | Flat 48-port patch panel which accepts QuickNet™ Pre-Terminated Cassettes and Patch Panel Adapters (1 RU). | 1 | 10 |
| **QSP48HDBL** | Flat 48-port shielded all metal patch panel which accepts QuickNet™ Pre-Terminated Cassettes and Patch Panel Adapters (1 RU). | 1 | 10 |
| **QuickNet™ Accessories** | | | |
| **QPPABL** | Patch panel adapter accepts all Mini-Com® Modules for multimedia applications. . | 1 | 10 |
| **QPPBBL** | Patch panel blank reserves space for future use and promotes proper air flow and cooling. | 1 | 10 |

## QuickNet™ SFQ LC/MPO Cassettes



FQ9N-12-10AS

| Part Number | Fiber Type | Fiber Count | Port Count | Number of MPOs | Number of Duplex LCs | Performance | Polarity |
|---|---|---|---|---|---|---|---|
| **FQZO-12-10U** | OM4 | 12 | 6 | 1 | 6 | Optimized | Universal |
| **FQ9N-12-10AS** | OS2 | | | | | Standard | Method A |
| **FQ9N-12-10AF** | | | | | | | Modified Method A |

*Universal Polarity require Method B cable assemblies.

## QuickNet™ SFQ Fiber Adapter Panels and Accessories



FQMAP65BL

| Part Number | Description |
|---|---|
| **FQMAP65BL** | Fiber optic migration adapter panel – six MPO adapters (key-up to key-down) in Black. |
| **FQMAP66CG** | Fiber optic migration adapter panel – six MPO adapters (key-up to key-up) in Charcoal Grey. |

## Mini-Com® Fiber Adapters



CMDSAQLCZBL

| Part Number | Description |
|---|---|
| **CMDSLCZBU** | Duplex LC fiber adapter (Blue) zirconium ceramic in BU (Blue) module. |
| **CMDSAQLCZBL** | Duplex LC fiber adapter (Aqua) zirconium ceramic in BL (Black) module. |

< Previous Page | Table of Contents | Next Page >

## Splicing and Cable Management Solutions



FOSMF



FQCRCM

| Part Number | Description |
|---|---|
| FOSMF | Fiber optic splice module 24 fusion for rack mount enclosure. |
| FOSMH1U | Splice module holder,1 RU, holds up to four FOSM splice modules for use with Panduit FCE1U or FCE1UA. |
| FSC24 | Fiber splice tray kit for up to 24 fiber splices or 144 ribbon fiber splices for use in FRME3 or FRME4. |
| FRMHSS-4RU | HD fusion rack mount splice enclosure – 4 RU 864f ribbon splicing, 576f single fiber splicing. |
| FST48 | Fiber splicing tray fits FRMHSS-4U holds 48 fusion or mechanical splices. |
| FST144R | Fiber splicing tray fits FRMHSS-4U holds 144 ribbon splices. |
| FLEX-CM-1UBKIT | HD Flex™ Cable Management 1 RU Universal Bracket 19" Kit. |
| FLEX-CLIP12 | HD Flex™ Trunk Transition Clip (quantity two); 12-position. |
| FQCRCM | QuickNet™ Cassette Rear Cable Manager. |
| FZTCN7NNNONM001 | OM4 12-fiber bare ribbon assembly, PanMPO™ Female to pigtail, optimized IL – 1 meter. |
| F9TCN5NNNSNM001 | OS2 12-fiber bare ribbon assembly, MPO female to pigtail, standard IL – 1 meter. |

## Fiber Optic Trunk Assemblies



F9TYP5555AAF***

| Part Number | Description |
|---|---|
| FZTYP7575YAF*** | OM4, 12-fiber trunk, plenum, PanMPO™ Female to PanMPO™ Female, HD Flex™ Transition, method B, optimized insertion loss, with pulling eye on one end – *** feet. |
| FZUYP7575YAF*** | OM4, 24-fiber trunk, plenum, PanMPO™ Female to PanMPO™ Female, HD Flex™ Transition, method B, optimized insertion loss, pulling eye on one end – *** feet. |
| F9TYP5555AAF*** | OS2, 12-fiber trunk, plenum, MPO female to MPO female, HD Flex™ Transition, method A, standard insertion loss, pulling eye on one end – *** feet. |
| F9UYP5555AAF*** | OS2, 24-fiber trunk, plenum, MPO female to MPO female, HD Flex™ Transition, method A, standard insertion loss, pulling eye on one end – *** feet. |

*** feet. 020= 20 feet, 100 = 100 feet.

## Fiber Optic Interconnect Assemblies



FZTRP7N7NYNF***

| Part Number | Description |
|---|---|
| FZTRP7N7NYNF*** | OM4, 12-fiber interconnect, plenum, PanMPO™ Female to PanMPO™ Female, method B, optimized insertion loss – *** feet. |
| F9TRP5N5NANF*** | OS2, 12-fiber interconnect, plenum, MPO female to MPO female, method A, standard insertion loss – *** feet. |

*** feet. 020= 20 feet, 100 = 100 feet.

## Fiber Optic Patch Cords



F92ERLNLNSNM***

| Part Number | Description |
|---|---|
| **FZ2ERLNLNONM*** ** | OM4, 2-fiber 1.6mm patch cord, riser, LC duplex to LC duplex, standard polarity, optimized insertion loss – *** meters. |
| **FZ2ERQ1Q1ONM*** ** | OM4, 2-fiber 1.6mm patch cord, riser, push-pull LC to push-pull LC, standard polarity, optimized insertion loss – *** meters. |
| **FZ2RLUNUNONM*** ** | OM4, 2-fiber interconnect, low smoke zero halogen, LC uniboot to LC uniboot, standard polarity, optimized insertion loss – *** meters. |
| **F92ERLNLNSNM*** ** | OS2, 2-fiber 1.6mm patch cord, riser, LC duplex to LC duplex, standard polarity, standard insertion loss – *** meters. |
| **F92ERQ1Q1SNM*** ** | OS2, 2-fiber 1.6mm patch cord, riser, push-pull LC to push-pull LC, standard polarity, standard insertion loss – *** meters. |
| **F92RLUNUNONM*** ** | OS2, 2-fiber interconnect, low smoke zero halogen, LC uniboot to LC uniboot, standard polarity, optimized insertion loss – *** meters. |

*Available in 0.5m length increments from 0.5m to 10m. Maximum length 50m.

## Fiber Optic Cable









| Part Number | Description | UOM | MOQ* |
|---|---|---|---|
| **Indoor Distribution Cable** | | | |
| **FODPZ12Y** | 50µm OM4 12-fiber indoor distribution cable, plenum (OFNP), 900µm buffered fibers. | Ft. | — |
| **FODPZ24Y** | 50µm OM4 24-fiber indoor distribution cable, plenum (OFNP), 900µm buffered fibers. | Ft. | — |
| **FSDP912Y** | 9µm OS2 12-fiber indoor distribution cable, plenum (OFNP), 900µm buffered fibers. | Ft. | — |
| **FSDP924Y** | 9µm OS2 24-fiber indoor distribution cable, plenum (OFNP), 900µm buffered fibers. | Ft. | — |
| **Indoor Distribution Cable with Interlocking Armor** | | | |
| **FOPPZ12Y** | 50µm OM4 12-fiber indoor armored cable, plenum (OFCP), 900µm buffered fibers. | Ft. | — |
| **FOPPZ24Y** | 50µm OM4 24-fiber indoor armored cable, plenum (OFCP), 900µm buffered fibers. | Ft. | — |
| **FSPP912Y** | 9µm OS2 12-fiber indoor armored cable, plenum (OFCP), 900µm buffered fibers. | Ft. | — |
| **FSPP924Y** | 9µm OS2 24-fiber indoor armored cable, plenum (OFCP), 900µm buffered fibers. | Ft. | — |
| **Indoor/Outdoor Loose Tube Cable** | | | |
| **FOCPZ12Y** | 50µm OM4 12-fiber indoor-outdoor central tube cable, plenum (OFNP), 250µm fibers. | Ft. | — |
| **FONPZ24Y** | 50µm OM4 24-fiber indoor-outdoor stranded tube cable, plenum (OFNP), 250µm fibers. | Ft. | — |
| **FSCP912Y** | 9µm OS2 12-fiber indoor-outdoor central tube cable, plenum (OFNP), 250µm fibers. | Ft. | — |
| **FSNP924Y** | 9µm OS2 24-fiber indoor-outdoor stranded tube cable, plenum (OFNP), 250µm fibers. | Ft. | — |
| **Armored Outside Plant Cable** | | | |
| **FSWN912** | 9µm OS2 12-fiber outside plant armored (single armor, single jacket) cable, non-rated, 250µm fibers. | Ft. | — |
| **FSWN924** | 9µm OS2 24-fiber outside plant armored (single armor, single jacket) cable, non-rated, 250µm fibers. | Ft. | — |
| **FSWN948** | 9um OS2 48-fiber outside plant armored (single armor, single jacket) cable, non-rated, 250um fibers. | Ft. | — |

*Cables on the Preferred Parts list are suitable for a wide range of applications, making them a good choice for project specifications. These cables have favorable lead times and low MOQ's. See Panduit's Safety Stock List for a complete, up-to-date list of cables kept in stock.
All of the above are available in OM3, OM4 and OS2 with fiber counts 12, 24 and 48.
Armored and non-armored versions are available for outside plant and indoor-outdoor cables.
See Fiber Optic Cabling Line Card (FBLC01-SA-ENG).

< Previous Page | Table of Contents | Next Page >

## Industrial Dielectric Double Jacketed (DDJ) Fiber Optic Cable



| Part Number | Description | UOM | MOQ |
|---|---|---|---|
| FSJD912 | Twelve fibers OS2 singlemode indoor/outdoor, OFNR-LS (riser/LSZH). | Ft. | 3281 |
| FOJDZ12 | Twelve fibers OM4 multimode indoor/outdoor, OFNR-LS (riser/LSZH). | Ft. | 3281 |

Additional fiber counts available. Contact Panduit Customer Service for additional information or www.panduit.com.

## Fiber Build Up Kits



FO12CB

| Part Number | Description | Std. Pkg. Qty. | Std. Ctn. Qty. |
|---|---|---|---|
| **Fiber Build Up Kits** | | | |
| FO12CB | Build up 250µm fiber to 900µm loose buffered coating size; for twelve fibers. | 1 | 1 |
| FO6CB | Build up 250µm fiber to 900µm loose buffered coating size; for six fibers. | 1 | 1 |
| F250BT-C | Build-up tubing for 250µm cable, 2" length, pack of 100. | 100 | — |

## Fiber Connectors



FLCSMCXAQY



FSC2SCBU

| Part Number | Description | Std. Pkg. Qty. | Std. Ctn. Qty. |
|---|---|---|---|
| **OptiCam™ Pre-Polished Connectors** | | | |
| FLCDMCXAQY | LC duplex 50µm OM3/OM4 connector for 900µm, Aqua boot. | 1 | 10 |
| FLCSMCXAQY | LC simplex 50µm OM3/OM4 connector for 900µm, Aqua boot. | 1 | 10 |
| FLCSSCBUY | LC simplex 9µm OS2 singlemode connector for 900µm, Blue boot. | 1 | 10 |
| FLCDSCBUY | LC duplex 9µm OS2 singlemode connector for 900µm, Blue boot. | 1 | 10 |
| FSC2MCXAQ | SC2 simplex 50µm OM3/OM4 connector for 900µm, Aqua boot . | 1 | 10 |
| FSC2SCBU | SC2 simplex 9µm OS2 singlemode connector for 900µm, Blue boot. | 1 | 10 |

## Fiber Optic Termination Tools



FOCTT2-BKIT2



FOCTT2-PKIT2

| Part Number | Description | Std. Pkg. Qty. | Std. Ctn. Qty. |
|---|---|---|---|
| FOCTT2-KIT | Includes: batteries, case, launch cords and one cradle for each OptiCam® LC, SC2 and ST2 Connector. | 1 | — |
| FOCTT2-BKIT2 | Opticam® Termination Tool 2 Termination Kit with beaver-tail style cleaver. | 1 | — |
| FOCTT2-PKIT2 | Opticam® Termination Tool 2 Termination Kit with precision rotary-style cleaver. | 1 | — |

## Cabinets and Thermal Management



S-Type Cabinet



N-Type Cabinet



D-Type Cabinet

## Net-Access™ S-Type Cabinets

| Part Number | RU | Top Panel | Front Door | Rear Door | Side Panel | PDU Brackets | Application | Dimensions (mm) | | |
|---|---|---|---|---|---|---|---|---|---|---|
| | | | | | | | | Height | Width | Depth |
| **S6212B** | 42 | Cool Boot® Openings | Single Hinge Perforated | Split Perforated | Vertically Split | 1 Set (SPDUBRK) | Server | 2026 | 600 | 1070 |
| **S8212B** | 42 | | | | | | | 2026 | 800 | 1070 |
| **S6212BU** | 42 | | | | | | Server/ Switch | 2026 | 600 | 1070 |
| **S7222BU** | 42 | | | | | | | 2026 | 700 | 1200 |

## Net-Access™ N-Type Cabinets

| Part Number | RU | Top Panel | Front Door | Rear Door | Side Panel | PDU Brackets | Application | Dimensions (mm) | | |
|---|---|---|---|---|---|---|---|---|---|---|
| | | | | | | | | Height | Width | Depth |
| **N8512B** | 45 | Cool Boot® Openings | Dual Hinge Perforated | Split Perforated | Vertically Split | — | Switch | 2134 | 800 | 1070 |
| **N8522B** | 45 | | | | | | | 2134 | 800 | 1200 |

## Net-Access™ Cabinet Accessories



NVPDUBE

| Part Number | N-Type Compatibility | S-Type Compatibility | Description |
|---|---|---|---|
| **SN25F** | X | X | Finger kit (150mm deep) 42 – 45 RU cabinets. |
| **NVPDUBE** | X | — | PDU bracket – sold in pairs. |
| **SN8VCM** | X | X | Vertical cable management brackets – 800mm wide cabinet. |

## Net-Verse™ D-Type Cabinets

| Part Number | RU | Top Panel | Front Door | Rear Door | Side Panel | PDU Brackets | Application | Dimensions (mm) | | |
|---|---|---|---|---|---|---|---|---|---|---|
| | | | | | | | | Height | Width | Depth |
| **DN6212B** | 42 | Brush Openings | Single Hinge Perforated | Split Perforated | Horizontally Split | Two Full Length | Server/ Switch | 2045 | 600 | 1000 |
| **DN6222B** | 42 | | | | | | | 2045 | 600 | 1200 |
| **DN6512B** | 45 | | | | | | | 2178 | 600 | 1000 |
| **DN6522B** | 45 | | | | | | | 2178 | 600 | 1200 |
| **DN8212B** | 42 | | | | | | | 2045 | 800 | 1000 |
| **DN8222B** | 42 | | | | | | | 2045 | 800 | 1200 |
| **DN8512B** | 45 | | | | | | | 2178 | 800 | 1000 |
| **DN8522B** | 45 | | | | | | | 2178 | 800 | 1200 |

## Net-Verse™ Cabinet Accessories



**D12FBB, D15FBB**

| Part Number | RU | Depth of Cabinet | Description |
|---|---|---|---|
| **D12FBB** | 42, 45 | 800 | Cable management fingers with mounting brackets. |
| **D15FBB** | 42, 45 | 800 | Cable management fingers with mounting brackets. |

## Air Inlet Ducting and Air Sealing Accessories



CDE2



DIFBA2002S00S



CTGN3X5



TLBP1S-V

| Part Number | Description |
|---|---|
| CDE2 | Net-Direct™ Air Inlet Duct provides cold airflow directly into Cisco Nexus N2K-C2148T-1GE, N2K-C2248TP-1GE, and N2K-C2232PP-10GE fabric extenders and Cisco WS-C4948E-F, WS-C4948E-F-S, and WS-C4948E-F-E switch intakes from in-line. Optimized for use in server cabinets, 2 RU, Black, 1pc – no blanking panels. |
| DIFBA2002S00S | The Net-Direct™ Air Inlet Duct provides cold airflow directly into Cisco Nexus 9396 switch intakes from in-line. 2 RU, Black, 1pc – no blanking panels |
| CTGN3X5 | Cool Boot® Cabinet Top Air Sealing Fitting for 3.5" x 5" Net-Access™ Cabinet opening. |
| CTGN6X6 | Cool Boot® Cabinet Top Air Sealing Fitting for 6.5" x 6.5" Net-Access™ Cabinet opening. |
| TLBP1S-V | Tool-less blanking panel, 1 rack unit, cage nut holes. |
| FLBSIM-51 | Blanking shade for 41 – 51 consecutive rack units on 19" std. rails, Black. |

## Pre-Configured Micro Data Center (MDC)



MDC79D

| Part Number | Description | Std. Pkg. Qty. | Std. Ctn. Qty |
|---|---|---|---|
| MDC79D | Single hinge perforated front door, split perforated rear doors, split side panels (2), 42 RU, network cabling, patch panels, cable management, grounding, casters, shock pallet and ramp. Color Black. Dimensions: 79.8" H x 27.6" W x 48.0" D (2026mm x 700mm x 1200mm). | 1 | — |
| MDC82N* | NEMA Type 12, 42 U, window front door, solid rear door, one solid side panel, one side panel modified for cooling options, network cabling, patch panels, cable management, grounding, and casters. | 1 | — |

## Racks



R2P

| Part Number | Description | Std. Pkg. Qty. | Std. Ctn. Qty. |
|---|---|---|---|
| **Racks** | | | |
| **R2P** | 2 post rack, 45 RU, with #12-24 threaded rails, RU spaces numbered bottom up. | 1 | 1 |
| **R4P** | 4 post rack, 45 RU, 30" deep, with #12-24 threaded rails, RU spaces numbered bottom up, adjustable front and rear rails. | 1 | 1 |
| **R4PCN** | 4 post rack, 45 RU, 30" deep, with cage nut rails, RU spaces numbered bottom up, adjustable front and rear rails. | 1 | — |

## Rack Accessories



RSHLF

| Part Number | Description | Std. Pkg. Qty. | Std. Ctn. Qty. |
|---|---|---|---|
| **RSHLF** | 1 RU 19"W x 30"D 4 post rack vented shelf, adjustable mounting along the depth of the shelf. | 1 | — |
| **SRM19FM1** | 1 RU 19"W x 15"D 2 post rack front mount shelf. | 1 | — |
| **DPFP1** | 1 RU 19"W horizontal rack filler panel. | 1 | 10 |

## Cable Managers



WMPVHC45E



PR2VD12



WMPSE



NMF2

| Part Number | Description | Std. Pkg. Qty. | Std. Ctn. Qty. |
|---|---|---|---|
| **Vertical Managers** | | | |
| **WMPV45E** | NetRunner™ Vertical Cable Manager, front and rear, 45 RU, 4"W x 5"D front and rear channels, includes covers. | 1 | — |
| **WMPVF45E** | NetRunner™ Vertical Cable Manager, front only, 45 RU, 4"W x 5"D channel, includes covers. | 1 | — |
| **WMPVHC45E** | NetRunner™ Vertical Cable Manager, front and rear, 45 RU, 6"W x 6"D front and rear channels, includes covers. | 1 | — |
| **PR2VD06** | PatchRunner™ 2 Vertical Cable Manager, front and rear, 45 RU, 6"W x 20.7"D, includes two metal dual-hinged doors. | 1 | — |
| **PR2VFD06** | PatchRunner™ 2 Vertical Cable Manager, front only, 45 RU, 6"W x 20.7"D, includes one metal dual-hinged door. | 1 | — |
| **PR2VD08** | PatchRunner™ 2 Vertical Cable Manager, front and rear, 45 RU, 8"W x 20.7"D, includes two metal dual-hinged doors. | 1 | — |
| **PR2VD12** | PatchRunner™ 2 Vertical Cable Manager, front and rear, 45 RU, 12"W x 20.7"D, includes two metal dual-hinged doors. | 1 | — |
| **Horizontal Managers** | | | |
| **WMPSE** | PatchLink™ Horizontal Cable Manager with hinged cover, front and rear, 1 RU. | 1 | — |
| **WMPFSE** | PatchLink™ Horizontal Cable Manager with hinged cover, front only, 1 RU. | 1 | — |
| **WMP1E** | PatchLink™ Horizontal Cable Manager with hinged cover, front and rear, 2 RU. | 1 | — |
| **WMPF1E** | PatchLink™ Horizontal Cable Manager with hinged cover, front only, 2 RU. | 1 | — |
| **NM2** | NetManager™ High Capacity Horizontal Cable Manager with hinged cover, front and rear, 2 RU. | 1 | — |
| **NMF2** | NetManager™ High Capacity Horizontal Cable Manager with hinged cover, front only, 2 RU. | 1 | — |

## Power Distribution Units (PDUs)

### SmartZone™ G5 Basic Power Distribution Units (PDUs)



P12B01M

| Part Number | Form Factor | Input Current Per Phase | Input Phase | Input Plug Type | Outlet Count | Outlet Type | Output Voltage | Height (In.) | Width (In.) | Depth (In.) |
|---|---|---|---|---|---|---|---|---|---|---|
| **P12B01M** | 1U | 15 | 1 | NEMA 5-15P | 12 | (12)5-20R | 120 | 1.6 | 17.5 | 2.0 |
| **P12B19M** | 1U | 20 | 1 | NEMA 5-20P | 12 | (12)5-20R | 120 | 1.6 | 17.5 | 2.0 |
| **P12B30M** | 1U | 20 | 1 | NEMA L5-20P | 12 | (12)5-20R | 120 | 1.6 | 17.5 | 2.0 |
| **P12B47M** | 1U | 30 | 1 | NEMA L6-30P | 12 | (12)C13 | 208 | 1.7 | 17.5 | 7.8 |
| **P16B04M** | 0U HALF | 15 | 1 | NEMA 5-15P | 16 | (16)5-20R | 120 | 32.2 | 2.0 | 2.1 |
| **P16B07M** | 0U HALF | 20 | 1 | NEMA 5-20P | 16 | (16)5-20R | 120 | 32.2 | 2.0 | 2.1 |
| **P16B08M** | 0U HALF | 20 | 1 | NEMA L5-20P | 16 | (16)5-20R | 120 | 32.2 | 2.0 | 2.1 |
| **P22B09M** | 0U HALF | 30 | 1 | NEMA L5-30P | 22 | (22)5-20R | 120 | 32.2 | 2.0 | 2.1 |
| **P22B10M** | 0U HALF | 20 | 1 | NEMA L6-20P | 22 | (20)C13, (2)C19 | 208 | 32.2 | 2.0 | 2.1 |
| **P30B25M** | 0U MID | 30 | 3 | NEMA L21-30P | 30 | (24)C13, (3)C19, (3)5-20R | 120, 208 | 58.7 | 2.0 | 2.1 |
| **P42B17M** | 0U MID | 30 | 1 | NEMA L6-30P | 42 | (36)C13, (6)C19 | 208 | 58.7 | 2.0 | 2.1 |

### SmartZone™ G5 Intelligent Power Distribution Units (PDUs)



P24D24M

| Part Number | Form Factor | Input Current Per Phase | Input Phase | Input Plug Type | Outlet Count | Outlet Type | Output Voltage | Height (In.) | Width (In.) | Depth (In.) |
|---|---|---|---|---|---|---|---|---|---|---|
| **Monitored Input (MI) iPDUs** | | | | | | | | | | |
| **P08D09M** | 1U | 15 | 1 | NEMA 5-15P | 8 | (8)5-20R | 120 | 1.7 | 17.5 | 10.6 |
| **P16D22M** | 0U HALF | 20 | 1 | NEMA L5-20P | 16 | (16)5-20R | 120 | 32.2 | 2.0 | 2.1 |
| **P24D07M** | 0U MID | 30 | 1 | NEMA L6-30P | 24 | (20)C13, (4)C19 | 208 | 58.7 | 2.0 | 2.1 |
| **P24D23M** | 0U MID | 30 | 1 | NEMA L5-30P | 24 | (24)5-20R | 120 | 58.7 | 2.0 | 2.1 |
| **P24D24M** | 0U MID | 20 | 1 | NEMA L6-20P | 24 | (20)C13, (4)C19 | 208 | 58.7 | 2.0 | 2.1 |
| **P24D34M** | 0U FULL | 60 | 3 | IEC60309-460P9 | 24 | (12)C13, (12)C19 | 208 | 68.9 | 2.0 | 2.1 |
| **P36D08M** | 0U FULL | 30 | 3 | NEMA L15-30P | 36 | (30)C13, (6)C19 | 208 | 68.9 | 2.0 | 2.1 |
| **P38D25M** | 0U FULL | 30 | 1 | NEMA L6-30P | 38 | (32)C13, (6)C19 | 208 | 68.9 | 2.0 | 2.1 |
| **P38D28M** | 0U FULL | 30 | 3 | NEMA L21-30P | 38 | (30)C13, (6)C19, (2)5-20R | 208 | 68.9 | 2.0 | 2.1 |
| **P48D35M** | 0U FULL – 2 SIDED | 60 | 3 | IEC60309-460P9 | 48 | (36)C13, 12(C19) | 208 | 71.7 | 2.0 | 4.4 |

*(continued on next page)*

## Power Distribution Units (PDUs)

### SmartZone™ G5 Intelligent Power Distribution Units (PDUs) continued



P24E28M

| Part Number | Form Factor | Input Current Per Phase | Input Phase | Input Plug Type | Outlet Count | Outlet Type | Output Voltage | Height (in.) | Width (in.) | Depth (in.) |
|---|---|---|---|---|---|---|---|---|---|---|
| **Monitored Switched (MS) Power Distribution Units (PDUs)** | | | | | | | | | | |
| **P16E19M** | 2U | 30 | 1 | NEMA L6-30P | 16 | (12)C13, 4(C19) | 208 | 3.4 | 17.4 | 10.6 |
| **P24E28M** | 0U FULL | 30 | 1 | NEMA L6-30P | 24 | (20)C13, (4)C19 | 208 | 68.9 | 2.0 | 2.1 |
| **P36E35M** | 0U FULL | 30 | 3 | NEMA L21-30P | 36 | (30)C13, (6)C19 | 208 | 68.9 | 2.0 | 2.1 |
| **Monitored Per Outlet (MPO) Power Distribution Units (PDUs)** | | | | | | | | | | |
| **P24F01M** | 0U FULL | 30 | 1 | NEMA L6-30P | 24 | (20)C13, (4)C19 | 208 | 68.9 | 2.0 | 2.1 |
| **Monitored and Switched Per Outlet (MSPO) Distribution Units (PDUs)** | | | | | | | | | | |
| **P24G01M** | 0U FULL | 30 | 1 | NEMA L6-30P | 24 | (20)C13, (4)C19 | 208 | 68.9 | 2.0 | 2.1 |
| **P36G18M** | 0U FULL | 30 | 1 | NEMA L6-30P | 36 | (30)C13, (6)C19 | 208 | 68.9 | 2.0 | 2.1 |
| **P36G19M** | 0U FULL | 30 | 3 | NEMA L21-30P | 36 | (30)C13, (6)C19 | 208 | 68.9 | 2.0 | 2.1 |

## Power Distribution Units (PDUs) Accessories



LPCA14
LPCA14X



LPCB14
LPCB14X

### SmartZone™ G5 W-Lock and V-Lock Compatible Locking Power Cords

| Part Number Qty. 1 | Part Number Qty. 10 | Description | Ratings | Gauge/Cross Section Area | Jacket | Connector Angle | Length (ft.) | Color |
|---|---|---|---|---|---|---|---|---|
| LPCA14 | LPCA14X | IEC C14 to IEC C13 | 10A/250V | 17AWG/ 1.0mm² | SJT/H05VV-F | Straight | 6* | Black** |
| LPCB14 | LPCB14X | IEC C20 to IEC C19 | 16A/250V | 15AWG/ 1.5mm² | SJT/H05VV-F | Straight | 6* | Black** |

### SmartZone™ G5 Environmental Sensors



EA001

| Part Number | Description | Dimensions L x W x H (mm) | Length (m) | Std. Pkg. Qty. | Std. Ctn. Qty. |
|---|---|---|---|---|---|
| EA001 | Temperature Sensor. | 44 x 21 x 11 | 2 | 1 | — |
| EC001 | Three Temperature and Humidity Sensor. | 44 x 21 x 11 | 2 | 1 | — |

### SmartZone™ G5 Security Accessories



ACA01



ACB01



ACE02

| Part Number | Description | Dimensions L x W x H (mm) | Length (m) | Std. Pkg. Qty. | Std. Ctn. Qty. |
|---|---|---|---|---|---|
| ACA01 | Door switch (magnetic 2 piece). | 44 x 21 x 11 (29 x 19 x 7 for magnet) | 2 | 1 | — |
| ACB01 | Access hub for handle (cold and hot aisle selectable). | 95 x 37 x 29 | 2 | 1 | — |
| ACE01 | Swinghandle no card reader. | N/A | N/A | 1 | — |
| ACE02 | Swing handle with card reader. | N/A | N/A | 1 | — |
| ACC01 | Dry Contact Input | 44 x 21 x 11 | 2 | 1 | — |
| ACB02 | Access Hub Harness Cold Aisle (ACE02). | N/A | 3 | 1 | — |
| ACB03 | Access Hub Harness Hot Aisle (ACE02). | N/A | 2.6 | 1 | — |

## Industrial Network Uninterruptible Power Supply (UPS)




UPS00100DC



UPS003LSM

| Part Number | Description | Std. Pkg. Qty. | Std. Ctn. Qty. |
|---|---|---|---|
| UPS00100DC | Uninterruptible power supply (UPS), 100 watt; no-battery, maintenance-free with remote management; 24 – 28 VDC in/out; wide operating temperature range: -40°C to +60°C; DIN rail mount. | 1 | — |
| UPS003LSM | UPS load sense module; optional accessory for use in dual, redundant power supply configurations to monitor load on primary supply. | 1 | — |

## Wyr-Grid® Overhead Cable Tray Routing System


WG12BL10


WGIBRC4BL


WGSW4BL


WGINTSPLBL


WGSPL1218BL


WGBTMWFBL


WGSWF4BL


WGTBS12BL


WGWMTB12BL

| Part Number | Description | Std. Pkg. Qty. | Std. Ctn. Qty. |
|---|---|---|---|
| **Wyr-Grid® Pathway** | | | |
| WG12BL10 | 12" wide x 118.35" (3006.2mm) long pathway section used to carry cables horizontally throughout the system. | 10 | — |
| **Wyr-Grid® Sidewalls** | | | |
| WGIBRC4BL | Wyr-Grid® 4" (102mm) high Snap-On Intersection Bend Radius Control provides 3" (76mm) bend radius control. | 1 | — |
| WGSW4BL | Wyr-Grid® 4" (102mm) high Snap-On Sidewalls. | 1 | 40 |
| **Wyr-Grid® Splice Connectors** | | | |
| WGINTSPLBL | Intersection splice connector quickly joins Wyr-Grid® Pathways at all intersections. | 1 | 10 |
| WGSPL1218BL | Straight splice connector quickly joins two 8" (203mm),12" (305mm) or 18" (457mm) wide Wyr-Grid® Pathways together. | 1 | 10 |
| **Wyr-Grid® Waterfalls** | | | |
| WGBTMWFBL | Bottom waterfall provides 1.38" (35mm) bend radius control for cables transitioning down into the racks or cabinets from within the Wyr-Grid® Pathway. | 1 | 10 |
| WGSWF4BL | The side waterfall provides 3" (76mm) bend radius control for cables transitioning down into the racks or cabinets from the side of the Wyr-Grid® Pathway. | 1 | 5 |
| **Wyr-Grid® Brackets** | | | |
| WGTBS12BL | Bracket used to support 12" (305mm) wide Wyr-Grid® Pathway from the ceiling using a pair of 1/2" or 12mm threaded rod drops. | 1 | 5 |
| WGWMTB12BL | Bracket used to support the end of the 12" (305mm) Wyr-Grid® Pathway against the wall. Mounting hardware for attaching to wall not included. | 1 | 5 |

Additional widths available, 8" (203mm), 18" (457mm), 24" (610mm), and 30" (762mm). Contact Panduit Customer Service for additional information or, www.panduit.com.
For pathway, order number of feet required, in multiples of standard 10' length increments.

## J-Pro™ Cable Support System


JP2W-L20


JP2DW-L20

| Part Number | Description | Std. Pkg. Qty. | Std. Ctn. Qty. |
|---|---|---|---|
| **Wall Mount** | | | |
| JP75W-L20 | Wall mount, one 1/4 (M6) mounting hole, 0.75 (19.0mm) maximum bundle capacity. | 50 | — |
| JP75DW-L20 | Hook with clip for use with #12 wire and threaded rod up to 3/8 (9.5mm) in diameter or 1/8 – 1/4 (3.2mm – 6.4mm), 0.75 (19.0mm) maximum bundle capacity. | 50 | — |
| JP131W-L20 | Wall mount, one 1/4 (M6) mounting hole, 1.31 (33.3 mm) maximum bundle capacity. | 50 | — |
| JP131DW-L20 | Hook with clip for use with #12 wire and threaded rod up to 3/8 (9.5mm) in diameter or 1/8 – 1/4 (3.2mm – 6.4mm), 1.31 (33.3 mm) maximum bundle capacity. | 50 | — |
| JP2W-L20 | Wall mount, one 1/4 (M6) mounting hole, 2.00 (50.8mm) maximum bundle capacity. | 50 | — |
| JP2DW-L20 | Hook with clip for use with #12 wire and threaded rod up to 3/8 (9.5mm) in diameter or 1/8 – 1/4 (3.2mm – 6.4mm), 2.00 (50.8mm) maximum bundle capacity. | 50 | — |
| JP4W-X20 | Wall mount, one 1/4 (M6) mounting hole, 4.00 (101.6mm) maximum bundle capacity. | 10 | — |
| JP4DW-X20 | Hook with clip for use with #12 wire and threaded rod up to 3/8 (9.5mm) in diameter or 1/8 – 1/4 (3.2mm – 6.4mm), 4.00 (101.6mm) maximum bundle capacity. | 10 | — |

Additional mount and color options available. Contact Panduit Customer Service or visit www.panduit.com for further information.

< Previous Page | Table of Contents | Next Page >

## FiberRunner® 6x4 Cable Routing System



FR6X4YL6



FRHC6YL6



FRSHC6YL6



FRBC6X4YL



FRFWC6X4YL



FRH456X4YL



FRIV456X4YL



FRSPJ2X2YL



FRVT6X4YL



F2PCLB58



FR6TRBN58

| Part Number | Description | Std. Pkg. Qty. | Std. Ctn. Qty. |
|---|---|---|---|
| **FiberRunner® 6" x 4" (150mm x 100mm) Channel and Cover** | | | |
| **FR6X4YL6** | Channel. | 6' | 36' |
| **FRHC6YL6** | Hinged, snap-on channel cover. | 6' | 36' |
| **FRSHC6YL6** | Split hinged snap-on channel cover.. | 6' | 36' |
| **FiberRunner® 6" x 4" (150mm x 100mm) Fittings** | | | |
| **FRBC6X4YL** | QuikLock™ Coupler. | 1 | 5 |
| **FREC6X4YL** | End cap. | 1 | 5 |
| **FRFWC6X4YL** | 4-way cross fitting. | 1 | 5 |
| **FRFWCSC6YL** | 4-way cross split cover. | 1 | 5 |
| **FRH456X4YL** | Horizontal 45° angle fitting. | 1 | 5 |
| **FRH45SC6YL** | Horizontal 45° angle split cover. | 1 | 5 |
| **FRIV456X4YL** | Inside Vertical 45° fitting and cover. | 1 | 5 |
| **FRIVRA6X4YL** | Inside Vertical 90° fitting and cover. | 1 | 5 |
| **FROV456X4YL** | Outside Vertical 45° angle fitting. | 1 | 5 |
| **FROV45SC6YL** | Outside Vertical 45° angle split cover. | 1 | 5 |
| **FROVRA6X4YL** | Outside Vertical 90° angle fitting. | 1 | 5 |
| **FROVRASC6YL** | Outside Vertical 90° angle split cover. | 1 | 5 |
| **FRRA6X4YL** | Horizontal right angle fitting. | 1 | 5 |
| **FRRASC6YL** | Horizontal right angle split cover. | 1 | 5 |
| **FRT6X4YL** | Horizontal tee fitting. | 1 | 5 |
| **FRTSC6YL** | Horizontal tee split cover. | 1 | 5 |
| **FRRF64YL** | Reducer from 6" x 4" FiberRunner® to 4" x 4" Fiber-Duct™ Fitting and Cover. | 1 | 5 |
| **FRADC6X4YL** | Adapter from 6" x 4" FiberRunner® to 6" x 4" FiberGuide*. | 1 | 5 |
| **FiberRunner® Spillouts** | | | |
| **FRSPJ2X2YL** | Assembles onto 4x4, 6x4, 12x4, or 24x4 FiberRunner® Channel, spilling over the side into a 2x2 vertical exit. | 1 | — |
| **FRSPJC26YL** | Used to fully enclose 6x4 channel in conjunction with the spill-over junction FRSPJ2X2YL. | 1 | 5 |
| **FRVT6X4YL** | Vertical tee with hinged door. | 1 | 5 |
| **FIDT4X4BL** | Used to route cable into one or two pieces of 1.5" (38mm) diameter split corrugated tubing. Black color only. | 1 | 5 |
| **FTR4X4YL** | 3-sided vertical tee trumpet spillout. | 1 | 5 |
| **FiberRunner® Brackets** | | | |
| **F2PCLB58** | Two-piece bracket attaches to 3/8" (9.5mm) wide x 1 1/2" (38.1mm) or 3/8" (9.5mm) wide x 2" (50.8mm) ladder rack rail. | 1 | 10 |
| **FR6TRBN58** | New 5/8" threaded rod QuikLock™ Bracket for 4" x 4" and 6" x 4" FiberRunner®. | 1 | 10 |
| **FRTBWG12BL** | FiberRunner® Threaded Rod Trapeze Bracket for Wyr-Grid® 12" width. | 1 | 10 |

Additional colors and sizes available, 24x4, 12x4, 4x4, and 2x2.
Contact Panduit Customer Service for additional information or www.panduit.com.
For channel and channel cover, order number of feet required, in multiples of standard 6' length increments.

## Zone Enclosures



PZICEA



PZWMC12W

| Part Number | Description | Std. Pkg. Qty. | Std. Ctn. Qty. |
|---|---|---|---|
| **PZICEA** | PanZone® Active In-Ceiling Enclosure with hinged door gas-assist air cylinders. Accepts up to 2 RU of active equipment and up to 6 RU of passive equipment, includes mounting brackets and integrated horizontal slack manager, AC power provisions, fan assembly, air dam, and electrical junction box. | 1 | — |
| **PZWMC12W** | PanZone® Wall Mount Cabinet with windowed front door, 12 RU, Black. | 1 | — |
| **PZWMC18W** | PanZone® Wall Mount Cabinet with windowed front door, 18 RU, Black. | 1 | — |
| **PZWMC26W** | PanZone® Wall Mount Cabinet with windowed front door, 26 RU, Black. | 1 | — |

## Universal Network Zone System



Z23U



Z22U

| Part Number | Description | Std. Pkg. Qty. | Std. Ctn. Qty. |
|---|---|---|---|
| **Z23U-S25** | 24" x 36" mild steel enclosure, for two industrial switches, includes (16) Category 6 UTP copper patch cords and jacks, (4) MM LC fiber uplink patch cords with (6) adaptors and redundant power supplies, maintenance-free UPS. | 1 | — |
| **Z23U-S25S** | 24" x 36" mild steel enclosure, for two industrial switches, includes (16) Category 6A STP copper patch cords and jacks, (4) MM LC fiber uplink patch cords with (6) adaptors and redundant power supplies, maintenance-free UPS. | 1 | — |
| **Z23U-S24** | 24" x 36" mild steel enclosure, for two industrial switches, includes (16) Category 6 UTP copper patch cords and jacks, (4) MM LC fiber uplink patch cords with (6) adaptors and redundant power supplies. | 1 | — |
| **Z23U-S24S** | 24" x 36" mild steel enclosure, for two industrial switches, includes (16) Category 6A STP copper patch cords and jacks, (4) MM LC fiber uplink patch cords with (6) adaptors and redundant power supplies. | 1 | — |
| **Z22U-S15** | 24" x 24" mild steel enclosure, for one industrial switch, includes (8) Category 6 UTP copper patch cords and jacks, (2) MM LC fiber uplink patch cords with (6) adaptors and redundant power supplies, maintenance-free UPS. | 1 | — |
| **Z22U-S15S** | 24" x 24" mild steel enclosure, for one industrial switch, includes (8) Category 6A STP copper patch cords and jacks, (2) MM LC fiber uplink patch cords with (6) adaptors and redundant power supplies, maintenance-free UPS. | 1 | — |
| **Z22U-S14** | 24" x 24" mild steel enclosure, for one industrial switch, includes (8) Category 6 UTP copper patch cords and jacks, (2) MM LC fiber uplink patch cords with (6) adaptors and redundant power supplies. | 1 | — |
| **Z22U-S14S** | 24" x 24" mild steel enclosure, for one industrial switch, includes (8) Category 6A STP copper patch cords and jacks, (2) MM LC fiber uplink patch cords with (6) adaptors and redundant power supplies. | 1 | — |

## Pre-Configured Network Zone Systems



Z23C-S



Z22C-S

| Part Number | Description | Std. Pkg. Qty. | Std. Ctn. Qty. |
|---|---|---|---|
| Z23C-S | 24" x 36" mild steel enclosure, for two industrial switches, includes (16) Category 6 UTP copper patch cords and jacks, (4) MM LC fiber patch cords with (6) adaptors, backplane and cable management. | 1 | — |
| Z22C-S | 24" x 24" mild steel enclosure, for two industrial switches, includes (8) Category 6 UTP copper patch cords and jacks, (2) MM LC fiber patch cords with 6 LC adaptors, backplane and cable management. | 1 | — |

## Pre-Configured Industrial Distribution Frame (IDF)



ZDF48-RA



ZDF242430

| Part Number | Description | Std. Pkg. Qty. | Std. Ctn. Qty. |
|---|---|---|---|
| ZDF48-RA | Mild steel enclosure; 26U; for two access and two distribution switches; pre-installed with front and rear rack angles, fiber enclosure, 48-port patch panel, cable management, grounding, 10" DIN rail, (2) fiber spools, (2) back panels, (2) ESD ports, 30" length of duct, (2) duplex power receptacles, cage nuts, labeling for cable routing, strain relief bars, (4) power cables; includes ESD wrist strap, (1) hook and loop, (1) grounding cable, mounting hardware, conduit schedule and ingress template. | 1 | — |
| ZDF242430 | Mild steel enclosure, 12U, for two access or two distribution switches; pre-installed with front and rear rack angles, fiber enclosure, 48-port patch panel, grounding, 10" DIN rail, (2) fiber spools, (1) back panel, (2) ESD ports, 30" length of duct, cage nuts, labeling for cable routing, strain relief bars; includes ESD wrist strap, (1) hook and loop, (1) grounding cable, mounting hardware, conduit schedule and ingress template. | 1 | — |

## IntraVUE™ Edge



PNPIV

| Part Number | Description | Std. Pkg. Qty. | Std. Ctn. Qty. |
|---|---|---|---|
| PNPIV | IntraVUE™ Edge, 1024 node, permanently licensed appliance. | 1 | — |

## Grounding


GB4B0624TPI-1


RGCBNJ660PY


RGRKCBNJY


RGTBSG-C


TRBSK


UGB2/0-414-12


UGB-B-SO


UGB-IN-SO

| Part Number | Description | Std. Pkg. Qty. | Std. Ctn. Qty. |
|---|---|---|---|
| **CNBK** | Bonding Cage Nut Kit. | 1 | — |
| **GB2B0304TPI-1** | Grounding busbar, BICSI 1/4" x 2" x 10" (6.4mm x 51mm x 254mm). | 1 | — |
| **GB2B0306TPI-1** | Grounding busbar, BICSI 1/4" x 2" x 12" (6.4mm x 51mm x 305mm). | 1 | — |
| **GB4B0612TPI-1** | Grounding busbar, BICSI 1/4" x 4" x 12" (6.4mm x 102mm x 305mm). | 1 | — |
| **GB4B0624TPI-1** | Grounding busbar, BICSI 1/4" x 4" x 20" (6.4mm x 102mm x 508mm). | 1 | — |
| **RGRB19CN** | Grounding busbar; 19" (483mm) length; tin-plated copper; twenty holes arranged for flexibility in mounting with twenty #12-24 x 1/2" hex head screws installed; mounting hole sets have 5/8" (15.9mm) spacing; provided with two cage nut bonding studs and four #12-24 bonding nuts. | 1 | — |
| **ACG24K** | #6 AWG (16mm²) jumper for armored cable diameter up to 0.84" (21.3mm); 24" (609.6mm) length; factory terminated on one end with LCC6 two-hole copper compression lug and the other end with grounding terminal; provided with two each #12-24 and M6 thread-forming screws and a Black polypropylene terminal cover. | 1 | — |
| **RGREJ696Y** | Grounding jumper; #6 AWG (16mm²); 96" (2.44m) length; one end factory terminated to lug; provided with 0.16 oz. (5cc) of antioxidant and two each #12-24 x 1/2", M6 x 12mm, #10-32 x 1/2" and M5 x 12mm thread-forming screws. | 1 | — |
| **RGCBNJ660P22** | Jumper kits, Common Bonding Network (CBN), #6 AWG (16mm2) jumper, 60" (1.52m) length. | 1 | — |
| **RGCBNJ660PY** | Jumper kits, Common Bonding Network (CBN), #6 AWG (16mm²) jumper, 60" (1.52m) length. | 1 | — |
| **RGESD2B-1** | Two-hole ESD port with 5/8" hole spacing; provided with an ESD protection sticker, 0.16 oz. (5cc) of antioxidant, two cage nut bonding studs and two #12-24 bonding nuts. | 1 | 20 |
| **RGESDWS** | Adjustable fabric ESD wrist strap with 6' coil cord, banana plug, 1 meg ohm resistor and 4mm snap. | 1 | — |
| **RGRB19U** | Grounding busbar kits, 19" (483mm) length, 20 mounting holes, 5/8" (15.9mm) hole spacing. | 1 | — |
| **RGRB19Y** | Grounding busbar kits, 19" (483mm) length, 14 mounting holes, 1/2" (12.7mm) hole spacing. | 1 | — |
| **RGRKCBNJY** | Jumper kit, rack grounding retrofit equipment. | 1 | — |
| **RGS134-1Y** | Grounding strip kits, one, 78.65" (2m) x 0.67" (17mm) x 0.05"(1.27mm) strip. | 1 | — |
| **RGTBSG-C** | Green thread-forming bonding screw, #12-24 x 1/2". | 100 | — |
| **TRBSK** | Bonding stud kit for threaded #12-24 rail fasteners. | 1 | 4 |
| **UGB2/0-414-12** | Universal ground bar accepts #14 – #4 AWG wire in 12 wire ports and up to a 2/0 AWG main equipment grounding conductor with a compression or mechanical connector; 8.28" (210.3mm) length, 0.62" (15.7mm) width, 0.48" (12.2mm) height. | 1 | 10 |
| **UGB2/0-414-6** | Universal ground bar accepts #14 – #4 AWG wire in 6 wire ports and up to a 2/0 AWG main equipment grounding conductor with a compression or mechanical connector, 4.92" (125mm) length, 0.62" (15.7mm) width, 0.48" (12.2mm) height. | 1 | 10 |
| **UGB-B-SO** | Universal ground bar bonding stand-offs; includes two stand-offs and hardware; 2.34" (59.3mm) length, 0.63" (15.9mm) width, 0.75" (19.1mm) height. | 1 | 10 |
| **UGB-IN-SO** | Universal ground bar isolation stand-offs; includes two stand-offs and hardware; 1.57" (40mm) length, 0.59" (15.0mm) width, 0.98" (25.0mm) height. | 1 | 10 |

## Labeling



LS8EQ-KIT-ACS



C125X030FJC

| Part Number | Description | Std. Pkg. Qty. | Std. Ctn. Qty. |
|---|---|---|---|
| **LS8EQ-KIT-ACS** | Panduit® PanTher™ LS8EQ Hand-Held Thermal Transfer Printer with QWERTY keypad kit contains the LS8E-ACS 120 VAC power adapter for North America along with the hand-held printer, PANTHERLINK software, one cassette of S100X150VAC self-laminating labels, six AA alkaline batteries, the LS8-CASE rigid carrying case, the LS8-PCKIT USB cable and PC interface software, the LS8-IB protective impact bumper, the LS8-WS wrist strap, a quick reference card, and an operator's manual. | 1 | 1 |
| **NWSLC-2Y** | Yellow cable identification sleeve for 2mm simplex fiber cable, 1" length. | 100 | 1000 |
| **R100X125V1T** | Turn-Tell® Thermal Transfer Vinyl Label, 1.00" W X 1.25" H, 0.38" print-on area, Clear/White, 3" Core 12 – 10 AWG wire/cable, Category 3 UTP cable. | 2500 | 10000 |
| **S100X150YAJ** | Laser/inkjet, self-laminating label, polyester, 1.00" W x 1.50" L, 0.50" print-on area, Clear/White. | 1 | 10 |
| **S100X150VAC** | P1 cassette, self-laminating label, vinyl, 1.00" W x 1.50" H, 0.50" print-on area, Clear/White. | 1 | 10 |
| **S100X150VATY** | Thermal transfer, self-laminating label, vinyl, 1.00" W x 1.50" H, 0.50" print-on area, Clear/White. | 5000 | — |
| **C125X030FJC** | Network label, P1 cassette, 1.25" W x 0.30" H, polyolefin, White, 200 labels/cassette, 1 pc. | 1 | 10 |
| **C125X030FJJ** | Network label, 2-port identifier. 1.25" W x 0.30" H, polyolefin, White, 2500 labels/package, 2500 pcs. | 1 | 10 |
| **C252X030FJC** | Network label, P1 cassette, 2.52" W x 0.30" H, polyolefin, White, 125 labels/cassette, 1 pc. | 1 | 10 |
| **C252X030FJJ** | Network label, 4-port identifier, 2.52" W x 0.30" H, polyolefin, White, 1000 labels/package, 1000 pcs. | 1 | 10 |
| **PCMB-3** | Preprinted wire marker books containing wire labels. | 1 | 10 |

## Cable Ties and Bundling



HLM-15R0



HLS-15R0



HLT2I-X0



ERT2M-C20

| Part Number | Description | Std. Pkg. Qty. | Std. Ctn. Qty. |
|---|---|---|---|
| HLM-15R0 | Hook & loop roll, 15' L(4.6m), 0.33" W (8.4mm), Black. | 1 | 10 |
| HLS-75R0 | Hook & loop roll, 75' L (22.9m), 0.75" W (19.1mm), Black. | 1 | 10 |
| HLS-15R0 | Hook & loop roll, 15' L (4.6m), 0.75" W (19.1mm), Black. | 1 | 10 |
| HLT2I-X0 | Hook & loop tie, loop style, 8.0" L (203mm), 0.50" W (12.7mm), Black. | 10 | 100 |
| TTR-35RX0 | Hook & loop roll, 10 roll-pack, low profile, 35' L (10.7m), 0.75" W (19.1mm), Black. | 1 | 10 |
| ERT2M-C20 | Elastomeric cable ties, Miniature cross section, 8.5L (216mm), tensile strength: 80, bundles up to 2.4 (60mm), Black. | — | — |

## Stainless Steel Cable Ties



MLT2S-CP

| Part Number | Description | Std. Pkg. Qty. | Std. Ctn. Qty. |
|---|---|---|---|
| MLT2S-CP | Stainless steel self-locking head design cable ties, 304 stainless steel, max bundle diameter: 2 in., 7.9 in. Tensile strength: 890. | 100 | 500 |

## Cable Accessories



ABMM-A-D



ABMT-A-C
ABMT-A-C20



CLT150F-X4



GEE99F-A-C

| Part Number | Description | Std. Pkg. Qty. | Std. Ctn. Qty. |
|---|---|---|---|
| ABMM-A-D | 4-way adhesive backed cable tie mount, mounted with rubber adhesive tape. 0.75" long x 0.75" wide (19.1 x 19.1mm), White. | 500 | 5000 |
| ABM2S-A-D | 4-way adhesive backed cable tie mount, mounted with rubber adhesive tape. 1" long x 1" wide (25.4 x 25.4mm), White. | 500 | 5000 |
| ABMT-A-C | Cable tie mount for use with HLT/HLS Tak-Ty® Hook & Loop Cable Ties, mounted with a rubber adhesive tape. 1.12" long x 1.12" wide (28.5 x 28.5mm). Natural. | 100 | 1000 |
| ABMT-A-C20 | Cable tie mount for use with HLT/HLS Tak-Ty® Hook & Loop Cable Ties, mounted with a rubber adhesive tape. 1.12" long x 1.12" wide (28.5 x 28.5mm). Black. | 100 | 1000 |
| BEC38-A-L | Adhesive backed bevel entry clip, 0.38" (9.7mm) bundle, Natural. | 50 | 500 |
| ACC19-A-C | Adhesive backed cord clip, 0.19" (4.8mm) bundle, Natural. | 100 | 1000 |
| CLT150F-X4 | Corrugated loom tubing slit wall measures 1.50" (38.1mm) x 10' (3.0m), Yellow. | 1 | — |
| GEE99F-A-C | Slotted grommet edging with adhesive lined, 0.099" thickness, Natural. | 1 | — |

## Security Devices



PSL-DCPLE



PSL-DCJB



PSL-LCAB



PSL-8



SKUSBA-V

| Part Number | Description | Std. Pkg. Qty. | Std. Ctn. Qty. |
|---|---|---|---|
| **RJ45 Lock-in Devices** | | | |
| **PSL-DCPLE** | RJ45 plug lock-in device, ten devices (Red) and one installation/ removal tool (Black). | 1 | 100 |
| **PSL-DCPLRE** | Recessed RJ45 plug lock-in device, ten devices (Red) and one installation/removal tool (Black). | 1 | 20 |
| **RJ45 Block-out Devices** | | | |
| **PSL-DCJB-BL** | Jack module block-out device, ten block-outs (Black) and one removal tool (Black). | 1 | 20 |
| **PSL-DCJB** | Jack module block-out device, ten block-outs (Blue) and one removal tool (Black). | 1 | 20 |
| **PSL-DCJB-C** | Jack module block-out device, ten block-outs (Red) and one removal tool (Black). | 1 | 100 |
| **LC Adapter Block-out Device** | | | |
| **PSL-LCAB** | LC duplex adapter block out device, ten devices and one removal tool. | 1 | 20 |
| **Lockout Tagout Devices** | | | |
| **PSL-CBNT** | "No Tool" universal circuit breaker lockout. | 1 | 10 |
| **PSL-8** | Safety lockout padlock non-conductive padlock, 1.58" x 1.77" body, Red. | 1 | 6 |
| **SmartKeeper Network Security Devices** | | | |
| **SKMKEY** | SmartKeeper master key. | 10 | 500 |
| **SKUSBA-V** | SmartKeeper USB Type A blockout device. | 5 | 250 |
| **SKRJ45RD-X** | SmartKeeper RJ45 blockout device. | 10 | 500 |
| **SKUSBC** | SmartKeeper USB Type C blockout device. | 1 | 50 |

## Tools



EGJT-1



TGJT



GS4MT-E

| Part Number | Description | Std. Pkg. Qty. | Std. Ctn. Qty. |
|---|---|---|---|
| **EGJT-1** | TG jack module and field term plug termination tool. | 1 | — |
| **TGJT** | TG jack termination tool, for high-volume installations. | 1 | — |
| **CJAST** | Copper cable jacket stripper. | 1 | 1 |
| **CWST** | Copper wire snips. | 1 | 1 |
| **PDT110** | 110 punchdown tool. | 1 | 1 |
| **CBOT24K** | Cable bundle organizing tool. | 1 | 10 |
| **GS4MT-E** | Ergonomic, stainless steel cable tie installation tool. | 1 | — |




Panduit Corp.
World Headquarters
Tinley Park, IL 60487

800.777.3300

www.panduit.com

< Previous Page | Table of Contents

© 2020 Panduit Corp. ALL RIGHTS RESERVED. Printed in the U.S.A. **NCCB105--SA-ENG** replaces NCCB91--SA-ENG 1/2020