



Heavy Duty Cable Management Solutions

Expert solutions to create
improved designs and lower
total installed cost

PANDUIT[®]

Panduit is your wire management solutions partner for the harshest, heavy duty applications

Panduit provides expertise, services, and products for:

- Optimized wire management design
- New product development
- Problem solving and process improvement

Ideally suited for applications, including:

- Heavy truck
- Construction equipment
- Agricultural equipment
- Bus
- Specialty trucks, such as dump trucks, concrete trucks, utility trucks

Draw on our expertise to help you reduce wire management costs and hassle!



Table of Contents

Cable Ties.....	5
Chassis Mount Ties and Spacers.....	8
Stud Mounts	9
Clamps.....	9
Tie Mounts	12
Swivel Mounts, Cable Spacer, Clamps	14
Fir Tree Mounts	15
Edge Clips.....	16
Cable Tie Tools.....	17
Ergonomic Metal Cable Tie Hand Tools.....	18
Complete Your Bundle	19

Heavy Duty Cable Management Solutions

Whether you design systems for agricultural machinery or heavy-duty construction equipment, your electrical connections are continuously subjected to extreme conditions and harsh environments. Breakdowns can occur unless each and every component can withstand the rigors of your challenging operating environment. Panduit can help you avoid downtime, costly rework or even equipment recalls. We offer the widest range of products specifically designed for your toughest challenges, from severe temperatures and vibration to extreme mechanical stress.

Our R&D capabilities offer world-class products that are designed to meet or exceed industry standards. Look to Panduit engineered solutions to solve your manufacturing problems, application needs, and new product development to reveal new opportunities for operational efficiencies and cost-savings. Partner with Panduit and keep your systems operating dependably. We're wired for the way you work.

Expertise to engineer profitability

Engineers face cable management decisions impacting the performance, quality, and migration plans of their vehicle platforms. Panduit is equipped to help. Let our expertise and robust heavy duty cable management products help you lower total installed costs.



Consultative Engineering

For the many design decisions and application issues encountered, help is needed to identify the cable management products best suited for each application. Panduit provides consultative engineering assistance and best practice sharing to engineers working on truck, bus, and heavy equipment applications.



Innovative New Products

Panduit has expanded our offering of robust heavy duty cable management products to cover even more applications for OEM truck, bus and heavy equipment manufacturers. Always innovating, Panduit continues to design and launch new products for these demanding applications.



Tooling Support

In addition to a broad range of application specific heavy duty cable management products, Panduit also offers installation tooling and tooling services to meet the highest OEM specifications.

Cable Ties

Double Clamp Cable Ties

The Double Clamp cable ties provide a cost effective way to secure and separate parallel hoses, tubing, wires and wiring bundles in an easy to install one-piece design. The Double Clamp cable tie has a strong 150 lbs. loop tensile strength to provide secure support for even high load applications. This new cable tie is ideal for heavy duty applications such as Truck and Heavy Equipment.



Part Number	Length In. (mm)	Width In. (mm)	Thickness In. (mm)	Max. Bundle Diameter In. (mm)	Min. Loop Tensile lbs. (N)	Recommended Installation Tool	Std. Pkg. Qty.	Std. Ctn. Qty.
PLDC1.5EH-C350	13.1 (333)	0.5 (12.70)	0.055 (1.4)	1.3 (33)	150 (667)	GS4EH-E, GTH-E*, PPTEH	100	500
PLDC2.5EH-C350	19.2 (489)			2.3 (58)				

* GTH-E tools starting with Date Code L18 now cut through these Double Clamp ties (PLDC1.5EH and PLDC2.5EH). Date Code is etched on the red trigger handle. These tools come equipped with a wider blade that will cut through these extra heavy thin ties. Tools prior to the L18 date code do not have the wide blade.

Double Loop Cable Ties

Looking for a labor saving alternative to butterflyed cushioned clamps when securing hoses and wire bundles? Panduit's Multiple Loop Cable Ties are the perfect solution.

Applications

- Underhood hose and harness routing
- Areas where bundles must be secured parallel to each other or another element



Features

- Offers multiple loop capability
- Prevents bundle damage with a strap body that spreads the clamping forces
- Provides high tensile strength to route bundles securely
- Installs easily by hand - uses Panduit tooling for repeatable tension and cutoff
- Reduces part number inventory with a single product to cover multiple bundle sizes

Part Number	Length In. (mm)	Width In. (mm)	Thickness In. (mm)	Max. Combined Bundle Dia. D1 + D2 In. (mm)	Min. Loop Tensile lbs. (N)	Recommended Installation Tool	Std. Pkg. Qty.	Std. Ctn. Qty.
WEATHER RESISTANT NYLON 6.6 – LIGHT-HEAVY CROSS SECTION								
PLB4H-TL0	14.4 (366)	0.30 (7.62)	0.075 (1.9)	3.60 (91)	120 (534)	GTH-E, GS4H-E, GS4EH-E, PTH, STH2, ST3EH	250	2500
WEATHER RESISTANT NYLON 6.6 – STANDARD CROSS SECTION								
PLB2S-C0	7.6 (193)	0.19 (4.8)	0.052 (1.3)	1.80 (45.7)	50 (222)	GTS-E, GS2B-E, GTH-E, GS4H-E, PTS, PTH, PPTS, STS2, STH2	100	1000
PLB3S-C0	11.8 (300)			3.0 (76.2)				
PLB4S-M0	14.8 (376)			4.10 (104.1)				

Triple Loop Cable Ties

- A fast and economical method to secure and separate three bundles
- Applications include, but not limited to, gasoline lines, hydraulic lines, or pneumatic hoses



Part Number	Length In. (mm)	Width In. (mm)	Thickness In. (mm)	Max. Combined Bundle Dia D1 + D2 + D3 In. (mm)	Min. Loop Tensile lbs. (N)	Recommended Installation Tool	Std. Pkg. Qty.	Std. Ctn. Qty.
EXTRA-HEAVY CROSS SECTION								
PL3B5EH-CO	20.0 (508)	0.5 (12.7)	0.075 (1.9)	5.0 (127)	125 (556)	GS4EH-E, ST3EH	100	1000

Wide Strap Extra Heavy Cable Ties

The Wide Strap Extra Heavy cable ties provide an easy to install way to secure hoses, tubing, wires and wiring bundles. These cable ties feature a wide, thin body that is more flexible and easier to install than the typical Heavy and Extra-Heavy Cross section ties. The Wide Strap Extra Heavy cable tie has a strong 120 lbs. loop tensile strength to provide secure support for even high load applications. This new cable tie is ideal for heavy duty applications such as truck and heavy equipment.

Key Features and Benefits

- **Flexible strap body:** Flexible cable tie body provides easier insertion and installation than other heavy and extra heavy cross section cable ties
- **Minimizing pinching:** The wide 0.5" design of the cable tie body minimizes pinching on hoses and tubing compared with typical cable ties
- **Versatile material:** Impact modified heat stabilized weather resistant nylon 6.6, 239°F (115°C)



Part Number	Length In. (mm)	Width In. (mm)	Thickness In. (mm)	Max. Combined Bundle Dia. In. (mm)	Min. Loop Tensile lbs. (N)	Recommended Installation Tool	Std. Pkg. Qty.	Std. Ctn. Qty.
PLWS2EH-TL350	9.1 (231)	0.5 (12.7)	0.06 (1.4)	2.25 (57.2)	120 (534)	GS4EH-E, GTH-E*, PPTEH	250	2500
PLWS3EH-TL350	12.1 (307)			3.25 (82.6)				
PLWS4EH-TL350	15.1 (384)			4.13 (105)				

*GTH-E tools starting with Date Code L18 now cut through these Wide Strap ties (PLWS2EH, PLWS3EH, PLWS4EH). Date Code is etched on the red trigger handle. These tools come equipped with a wider blade that will cut through these extra heavy thin ties. Tools prior to the L18 date code do not have the wide blade.

Panduit Cable Tie PLT4H - Flexible Heavy Cross Section

Provides excellent tensile strength that is expected with a Heavy Cross Section design. These cable ties install quickly and more easily than the typical Heavy Cross section ties. This innovative design allows no-slip gripping of the tip along with the ability to cinch with one hand. Installation with Panduit GTH-E or GS4H-E cable tie hand tools provides faster installation, exact bundle tension and smooth tie cut off. This flexible heavy cross section is ideal for heavy duty applications such as truck, bus, and heavy equipment.

Key Features and Benefits

- **Flexible strap body:** Allows installation of the cable with one hand
- **Improved tip design:** No-slip gripping of tip on initial insertion
- **Flexible locking design:** Provides a low thread force for quick and easy installation to improve productivity and worker safety
- **Lower tool tension settings required:** Easier, faster installation with lower installer effort to install ties to proper tension settings
- **Material options:** Available in both weather resistant (-0) and heat stabilized (-30) materials for application versatility



Part Number	Length In. (mm)	Width In. (mm)	Thickness In. (mm)	Max. Bundle Dia. In. (mm)	Min. Loop Tensile lbs. (N)	Recommended Installation Tool	Std. Pkg. Qty.	Std. Ctn. Qty.
PLT4H-TL0/147	14.5 (368)	0.30 (7.6)	0.06 (1.5)	4.11 (104.5)	120 (534)	Weather resistant nylon 6.6	250	2500
PLT4H-TL30/147		0.06 (1.5)				Heat stabilized nylon 6.6		



Chassis Mount Ties and Spacers

Chassis Mount Ties

Panduit Sta-Strap™ Classic Mount Ties are uniquely designed to secure a bundle directly to a chassis or panel utilizing a through hole.

Applications

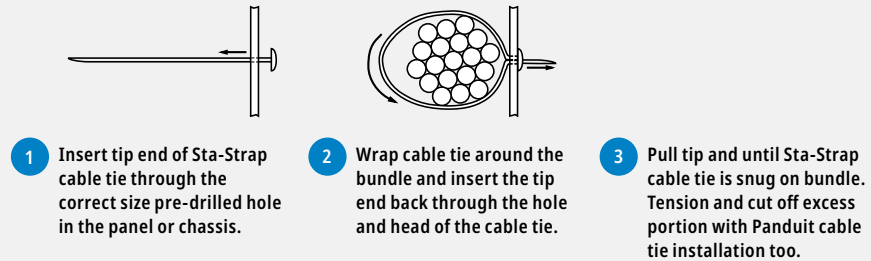
- Run cable and hose along the frame rails
- Secure a bundle under a chassis assembly
- Manage wire harnesses in the cab and sleeper
- Use a through-hole in frame/chassis to mount
- Maintain a standoff from the frame rail in Chassis Tie applications

Features

- Eliminates the need for separate fasteners to reduce costs and decrease installation time
- Remains adjustable and releasable until tie is tensioned and cut off
- Installs easily with Panduit hand-operated tools
- Engages clearance hole with optional centering pilot (2 designs) to prevent tie from shifting or abrading during vehicle operation



Three Easy Steps



Part Number	Length In. (mm)	Width In. (mm)	Thickness In. (mm)	Hole Diameter Range In. (mm)	Max. Bundle Dia. In. (mm)	Min. Loop Tensile lbs. (N)	Recommended Installation Tool	Std. Pkg. Qty.	Std. Ctn. Qty.
WITHOUT CENTERING PILOT									
SSPM2.5H-L300	10.1 (257)	0.30 (7.6)	0.062 (1.6)	0.316 – 0.820 (8.0 – 21.0)	2.76 (70)	120 (534)	GTH-E, GS4H-E, GS4EH-E, PTH, STH2, ST3EH	50	2500
SSPM4H-L300	14.8 (376)				4.0 (102)				
WITH CENTERING PILOT									
SSPM2.5HP-TL300	10.1 (257)	0.30 (7.6)	0.062 (1.6)	0.440 – 0.820 (11.2 – 21.0)	2.76 (70)	120 (534)	GTH-E, GS4H-E, GS4EH-E, PTH, STH2, ST3EH	250	2500
SSPM4HP-TL300	14.8 (376)				4.0 (102)				
WITH LONG CENTERING PILOT									
SSPM4HLP-TL300	14.8 (376)	0.30 (7.6)	0.062 (1.6)	0.440 – 0.820 (11.2 – 21.0)	4.0 (102)	120 (534)	GTH-E, GS4H-E, GS4EH-E, PTH, STH2, ST3EH	250	2500

Stud Mounts

Stud Mounts for Heavy Cross Section Cable Ties

Key Features and Benefits

- Easily applied to bolts or studs with a light hammer blow or turing of the mount
- Designed for use with cable ties to route and secure cable bundles, air, water, and hydraulic lines



Part Number	Used with Cable Ties	Material	Color	Environment	Mounting Meethod	Std. Pkg. Qty.	Std. Ctn. Qty.
TMSTLHS6-M0	M, I, S, HS, LH	Impact modified weather resistant nylon 6.6	Black	Outdoors or indoors	Hammer-on -1/4" stud dia. (6mm)	1000	-
TMSTLHS8-M0					Hammer-on -5/16" stud dia. (8mm)		5000
TMSTHS10-D0	M, I, S, HS, LH, H				Hammer-on -3/8" stud dia. (10mm)	500	-
TMSTHS11-D0					Hammer-on -7/16" stud dia. (11mm)		
TMSTHS12-D0					Hammer-on -12mm stud dia.		
TMSTHS13-D0					Hammer-on -1/2" stud dia. (13mm)		
TMSTHS16-D0					Hammer-on -5/8" stud dia. (16mm)		
TMSTHS19-D0					Hammer-on -3/4" stud dia. (19mm)		

Clamps

High Voltage Cable Clamps

Applications

- Manage and secure high voltage battery cable
- Route along any framework, chassis
- Primarily for EV but could be used for other applications such as air line or other cable type



Features

- Anti-rotation feature (locks clamp in place to protect cables against sudden torque)
- Clamp halves stay together but provide "relief" to help position over cables until final bolt securement to frame
- Made of glass-filled nylon for durability
- Sized for M6 bolt
- Stackable for layered cable runs
- Packaged 100 per bag (50 full clamps)



[Product Highlights EV Application Video](#)

Part Number	Diameter Range In. (mm)	Color	Configuration
HV15CC1-C376	0.43 - 0.59 (11 - 15)	Blue	Single
HV15CC2-C376			Two position
HV19CC1-C370	0.59 - 0.75 (15 - 19)	Black	Single
HV19CC2-C370			Two position
HV23CC1-C378	0.75 - 0.91 (19 - 23)	Gray	Single
HV23CC2-C378			Two position

Corrugated Loom Tubing Clamps

Applications

- Manage and secure corrugated loom tubing
- Use in heavy duty equipment and electric vehicles
- Route along any framework or chassis



Features

- Ribs lock corrugated loom tubing and keep from sliding
- One, Two or Three position configurations
- Sized for M8 bolts and includes thread-retaining feature to secure bolt to clamp prior to fixing
- Made of glass-filled nylon for durability in rugged environments
- Rated for continuous use temperature up to 275°F (135°C)



[EV Application Video](#)

Part Number	Description	Package Qty.	Paired Clamps Qty. per Package
CLC62X1S8TL370	1-Position 5/8" Corrugated Loom Clamp	250	125
CLC75X1S8TL370	1-Position 3/4" Corrugated Loom Clamp		
CLC88X1S8TL370	1-Position 7/8" Corrugated Loom Clamp		
CLC100X1S8TL370	1-Position 1" Corrugated Loom Clamp		
CLC62X2S8TL370	2-Position 5/8" Corrugated Loom Clamp	250	125
CLC75X2S8TL370	2-Position 3/4" Corrugated Loom Clamp		
CLC88X2S8TL370	2-Position 7/8" Corrugated Loom Clamp		
CLC100X2S8TL370	2-Position 1" Corrugated Loom Clamp		
CLC62X3S8C370	3-Position 5/8" Corrugated Loom Clamp	100	50
CLC75X3S8C370	3-Position 3/4" Corrugated Loom Clamp		
CLC88X3S8C370	3-Position 7/8" Corrugated Loom Clamp		
CLC100X3S8C370	3-Position 1" Corrugated Loom Clamp		


Range-Taking Mount with Bracket

Applications

- Versatile mount for routing electrical cables and hydraulic or pneumatic hoses in heavy duty vehicle applications
- Mount snaps into metal bracket for ultra-secure attachment
- Use for vertical or horizontal routing
- Final secure with cable tie of choice, with tie widths up to 1/2"
- Use for heavy duty trucking, off road vehicles, agriculture equipment

Features

- Mount can be clocked to orient to cable direction
- Mount sized to accommodate 1" to 5" bundle diameters
- Mount made of impact modified, heat stabilized, UV resistant nylon
- Mount can handle temperature rating up to 239°F (115°C) continuous use
- Brackets are made of 14-gauge zinc plated steel for durability
- Brackets sized to accommodate 3/8" (M10) bolt size



Part Number	Description	Package Qty.
RTCM3EBL-L350	Range-taking mount with 3" cradle	50
RTCBES10-TL	Flat bracket	250
RTCBE90S10-C	90° bracket	100

Push-in Cradle Mount

Applications

- Especially suited for managing battery power cables sized 2 AWG up to 2/0
- For use in makeshift frames 0.08" to 0.12" (2.0 - 3.0mm) thick, with rectangular cutout for secure attachment
- Primarily used for managing cables in electric vehicles

Features

- Pre-configured with PLT2S cable tie
- Provides a secured nesting surface "cradle" for cables
- Cradle area is substantially raised above surface of frame to keep cables raised and offset from metal surface
- Mount made of impact modified, heat stabilized, UV resistant nylon
- Mount can handle temperature rating up to 239°F (115°C) continuous use



Part Number	Description	Package Qty.
TCM1X63-2S-D350	Push-in mount and cable tie assembly	500

Tie Mount Wing Clamp

Applications

- Provides a secure and reliable hold for cables, hoses, and tubing
- Ideal for industrial applications and heavy duty vehicles



Features

- Cradle “saddle” helps stage cables for final securement with cable tie
- Works with cable tie to give reinforced securing means over the bundle; can accommodate 5” (or more) bundle capacity
- Secure to mounting surface with 1/4” (M6) bolt; also designed to secure over HV clamps
- Mount made of impact modified, heat stabilized, UV resistant nylon
- Mount can handle temperature rating up to 239°F (115°C)

Part Number	Description	Package Qty.
TMWCS6-C350	Tie mount wing clamp with M6 mounting	100

Tie Mounts

Extra Heavy Tie Mounts

Panduit offers many accessories for mounting the Wide Strap Extra Heavy cable ties, including: extra-heavy screw applied cable tie mounts (TMEH2). In addition to these accessories, the Wide Strap Extra Heavy cable ties are also available pre-assembled: Extra Heavy Mounts.



Part Number	Used with Cable Ties‡	Material	Color	Environment	Mounting Method	Std. Pkg. Qty.	Std. Ctn. Qty.
TMEH2S5-D350	M, I, S, HS, LH, H, EH	Impact modified heat stabilized weather resistant nylon 6.6	Black	Outdoors or Indoors	#10 (M5) screw	500	2000
TMEH2S6-D350					1/4 (M6) screw		
TMEH2S8-D350					5/16 (M8) screw		

‡Cable tie cross section sizes: M = Miniature, I = Intermediate, S = Standard, HS = Heavy-Standard, LH = Light-Heavy, H = Heavy, EH = Extra-Heavy

High and Medium Torque Tie Mounts

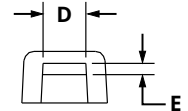
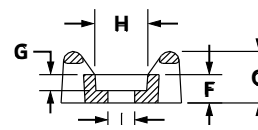
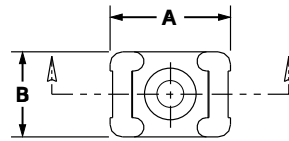
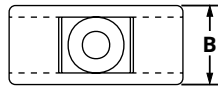
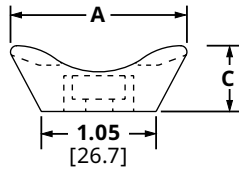
A retention tab within the mount bolt hole creates interference to hold the bolt in different positions without any external assistance.



Part Number	Used with Cable Ties‡	Material	Torque Ft.-lbs.	Color	Environment	Mounting Method	Std. Pkg. Qty.
TMEH4S8-D350	M, I, S, HS, LH, H, EH, WS	Impact modified heat stabilized weather resistant nylon 6.6 with zinc plated steel insert	114	Black	Outdoors or Indoors	5/16" (8mm) bolt	500
TMEH4S10-D350						3/8" (10mm) bolt	
TMEH4S13-D350						1/2" (13mm) bolt	
TMEH3S8-D350		Impact modified heat stabilized weather resistant nylon 6.6	5/16" (8mm) bolt				
TMEH3S10-D350			3/8" (10mm) bolt				
TMEH3S13-D350			1/2" (13mm) bolt				

Screw Applied Tie Mounts

- Unique cradle design provides maximum stability for cable bundle
- Route and support large diameter and heavy cable bundles

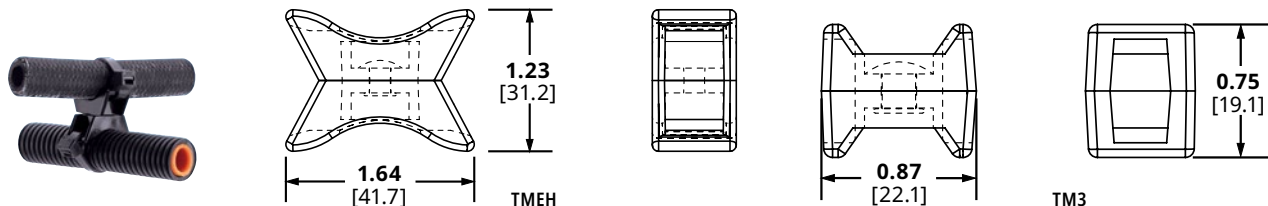


Part Number	Used with Cable Ties‡	Material	Color	Environment	Mounting Method	Std. Pkg. Qty.	Std. Ctn. Qty.
TMEH-S8-Q0	M, I, S, HS, LH, H, EH	Weather Resistant Nylon 6.6	Black	Outdoor	#8 (M4) Screw	25	250
TMEH-S10-Q0					#10 (M5) Screw		
TMEH-S25-Q0					1/4 (M6) Screw		
TMEH-S10-C100	M, I, S, HS, LH, H, EH	Weather Resistant Polypropylene	Green	Indoor	#10 (M5) Screw	100	500
TMEH-S10-C109		Polypropylene					
TM3S8-C	M, I, S, LH	Weather Resistant Nylon 6.6	Natural	Indoor	#8 (M4) Screw	1000	5000
TM3S10-C					#10 (M5) Screw		
TM1S6-M0	M	Weather Resistant Nylon 6.6	Black	Outdoor	#6 (M3) Screw	1000	5000
TM2R6-M0	M, I, S				3/16 Rivet		
TM2S6-M0					#6 (M3) Screw		
TM2S8-M0					#8 (M4) Screw		
TM3R6-M0	M, I, S, LH				3/16 Rivet		
TM3S10-M0					#10 (M5) Screw		
TM3S25-M0		1/4 (M6) Screw					

‡Cable tie cross section sizes: M = Miniature, I = Intermediate, S = Standard, HS = Heavy-Standard, LH = Light-Heavy, H = Heavy, EH = Extra-Heavy
 Dimensions are in inches [Dimensions in brackets are metric]

Swivel Mounts

- The two mounts are securely fastened together with a connecting rivet that allows both mounts to rotate
- Can join bundles of cable, tubing, or hoses that may need to move or are not parallel
- Separates bundles to avoid abrasion
- Material: Weather Resistant Nylon 6.6



Part Number	Used with Cable Ties†	Pull Apart Force Lbs. (g)	Color	Environment	Std. Pkg. Qty.	Std. Ctn. Qty.
TM3-X2-C0Y	M, I, S, HS, LH	120 (54,431)	Black	Outdoors or Indoors	100	1000
TMEH-X2-L0Y	M, I, S, HS, LH, H, EH	250 (113,398)			50	500

Dimensions are in inches [Dimensions in brackets are metric]

Cable Spacer

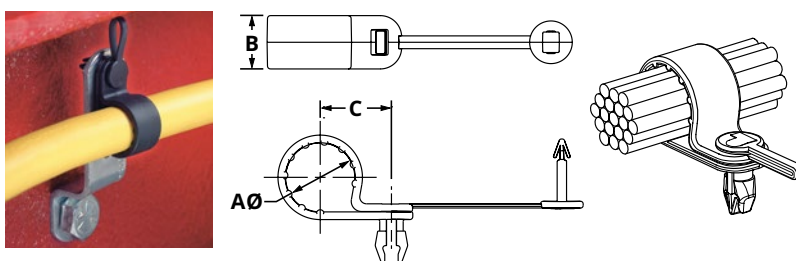
Cable spacers are designed to accommodate hoses or cable bundles while maintaining separation. The spacers work with cable ties up to heavy cross section.



Part Number	Color	Height In. (mm)	Length In. (mm)	Width In. (mm)	Environment	Maximum Continuous Use Temperature	Std. Pkg. Qty.	Std. Ctn. Qty.
CSEH15A30-C0	Black	1.18 (30)	1.57 (39.9)	0.79 (20)	Indoor	-76°F - 185°F (-60°C - 85°C)	100	1000

Pan-Clamp™ Heavy Duty Fixed Diameter Clamps

- One-piece design significantly reduces installation time
- Integrated ribs prevent rotation of cable bundles and ensures secure grip on hoses
- Material: Impact modified Weather Resistant Nylon 6.6




Part Number	Max. Bundle Diameter A In. (mm)	Width B In. (mm)	Bundle Offset C In. (mm)	Max. Panel Thickness In. (mm)	Panel Hole Diameter In. (mm)	Color	Std. Pkg. Qty.	Std. Ctn. Qty.
PC038-H25D-C0	0.38 (9.5)	0.62 (15.7)	0.64 (16.3)	0.125 (3.2)	0.281 (7)	Black	100	500
PC050-H25D-C0	0.50 (12.7)		0.71 (17.9)					
PC062-H25D-C0	0.63 (15.8)		0.77 (19.5)					
PC075-H25D-C0	0.75 (19.1)		0.83 (21.1)					1000
PC087-H25D-C0	0.87 (22.1)		0.89 (22.7)					
PC100-H25D-C0	1.20 (30.5)		0.96 (24.3)					
PC112-H25D-C0	1.33 (33.8)		1.02 (25.8)					
PC125-H25D-C0	1.45 (36.8)	1.08 (27.4)						

Fir Tree Push Mounts

Fir Tree Push Mounts

- Unique alternating barb design
- Lock securely into position
- Umbrella tensioning
- Exclusive contoured anvil head
- Material: Heat Stabilized Nylon 6.6
- Heavy duty fir tree mount for use with wide strap cable ties




Part Number	Used with Cable Ties‡	Material	Head Diameter In. (mm)	Panel to Top Mount In. (mm)	Overall Height In. (mm)	Panel Hole Diameter Range In. (mm)	Panel Thickness Range In. (mm)	Std. Pkg. Qty.	Std. Ctn. Qty.
PUM-049-M30		Heat stabilized weather resistant Nylon 6.6	0.65 (16.5)	0.26 (6.6)	0.54 (13.8)	0.18 – 0.19 (4.6 – 4.9)	0.03 – 0.19 (0.7 – 3.0)	1000	5000
PUM-071-M30	M, I, S				0.67 (16.9)	0.25 – 0.28 (6.3 – 7.1)	0.03 – 0.12 (0.8 – 7.0)		
PUM-100-M30					0.64 (16.2)	0.35 – 0.40 (9.0 – 10.0)			
PUM-925-M30	M, I, S, LH		0.77 (19.6)	1.05 (26.7)					
PUME925-D350	M, I, S, LH, H, EH	Impact modified heat stabilized weather resistant Nylon 6.6	1.00 (25.4)	0.317 (8.0)	1.15 (29.2)	0.34 – 0.36 (8.8 – 9.3)	0.04 – 0.62 (1.0 – 16.0)	500	

‡Cable Tie Cross Section Sizes: M = Miniature, I = Intermediate, S = Standard, LH = Light-Heavy, H = Heavy, and EH = Extra Heavy

Fir Tree Push Mount Assemblies

- Cable tie/mount assemblies significantly reduce installation time compared to loose parts
- Fewer parts throughout the manufacturing/assembly process
- Heat Stabilized Nylon 6.6 standard on cable ties and mounts
- Heavy Duty Fir Tree Mount assemblies with Wide Strap cable ties



Part Number	Material	Head Diameter In. (mm)	Panel to Top Mount In. (mm)	Overall Height In. (mm)	Panel Hole Diameter Range In. (mm)	Panel Thickness Range In. (mm)	Maximum Bundle Diameter In. (mm)	Std. Pkg. Qty.	Std. Ctn. Qty.
PUM-049-2S-D30^	Heat stabilized weather resistant Nylon 6.6	0.67 (17.0)	0.26 (6.6)	0.54 (13.8)	0.18 – 0.19 (4.6 – 4.9)	0.03 – 0.19 (0.7 – 3.0)	1.88 (48.0)	500	5000
PUM-071-2S-D30^				0.67 (16.9)	0.25 – 0.28 (6.3 – 7.1)	0.03 – 0.28 (0.8 – 7.0)			
PUM-100-2S-D30^		0.64 (16.0)	0.35 – 0.40 (9.0 – 10.0)						
PUM-925-3H-T30^^		0.77 (20.0)	0.30 (7.6)	1.05 (26.7)	0.34 – 0.36 (8.8 – 9.3)		3.00 (76.0)	200	
PUME925-3E-C350*	Impact modified 1000 heat stabilized weather resistant Nylon 6.6	1.18 (30.0)	0.275 (7.0)	1.10 (28.0)	0.34 – 0.36 (8.8 – 9.3)	0.04 – 0.62 (1.0 – 16.0)	3.25 (82.6)	100	1000
PUME925-4E-C350*							4.13 (105)		

^Includes PLT2S cable ties, ^^Includes PLT3H cable ties, *Includes wide strap PLWSXXX-TL350 cable ties

Edge Clips

Edge Clip Cable Tie Mounts

New edge clip cable tie mounts from Panduit help secure wire and cable bundles with versatile mounting to edges. Panduit heavy duty cable ties and mounts are made of rugged, highly durable materials; ideal for automobiles, trains, heavy equipment, trucks, and solar applications.

- Versatile cable tie mount provides horizontal or vertical mounting
- High performance metal clip delivers high pull off force yet still allows for easy hand installation, without the need for tools
- Extended range from 0.7mm – 3mm edge thicknesses as well as a larger clip offering for 3mm – 6mm edge thicknesses
- The cable tie mount saddle provides close fit for small diameter bundles



Part Number	Saddle Fixation (for anchoring cable tie)	Flange Thickness	Bundle Orientation	Style	Cable tie and/or compatible cross section
CME12-M300	Edge-fixed (E)	0.7mm – 3mm (12)	Parallel (A) or Perpendicular (B)	Mount only	M, I, S
CME24-M300		3mm – 6mm (24)			
CMS12-M300	Side-fixed (S)	0.7mm – 3mm (12)			
CMS24-M300		3mm – 6mm (24)			

Edge Clip Mount Assemblies

- Cable tie/mount assemblies significantly reduce installation time compared to loose parts.
- Fewer parts throughout the manufacturing/assembly process

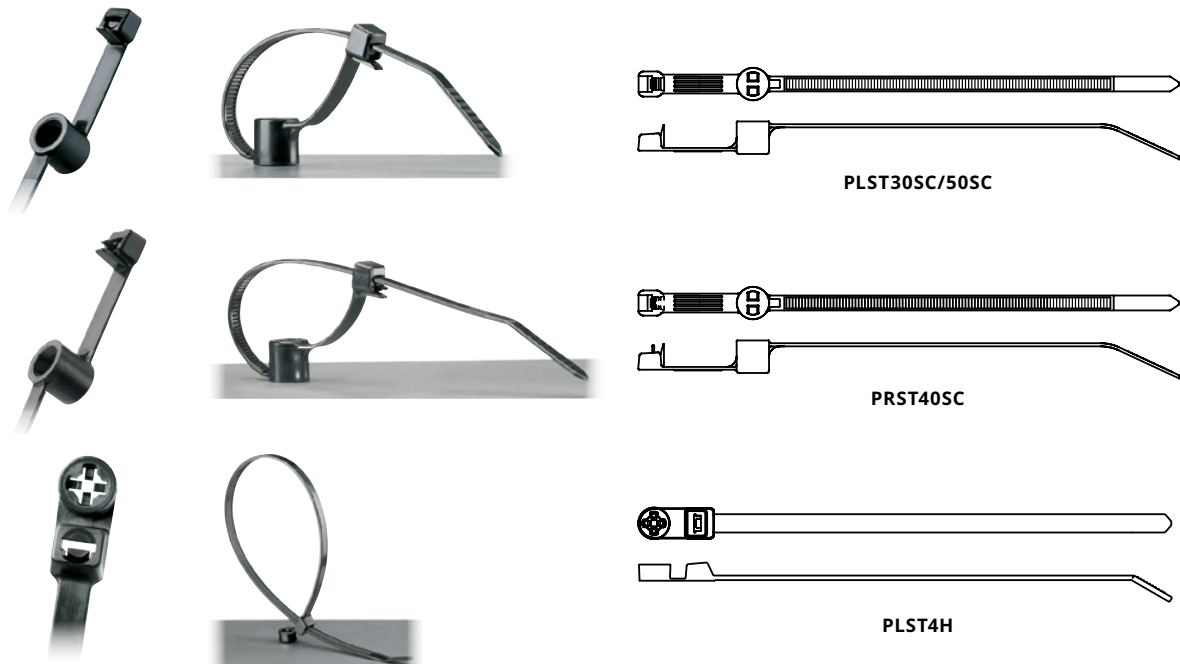


Part Number	Saddle Fixation (for anchoring cable tie)	Flange Thickness	Bundle Orientation	Style	Cable tie and/or compatible cross section
CMEA12-2S-D300	Edge-fixed (E)	0.7mm – 3mm (12)	Parallel (A)	Cable tie assembly	PLT2S-300
CMEA24-2S-D300		3mm – 6mm (24)			
CMSA12-2S-D300	Side-fixed (S)	0.7mm – 3mm (12)			
CMSA24-2S-D300		3mm – 6mm (24)			
CMEB12-2S-D300	Edge-fixed (E)	0.7mm – 3mm (12)	Perpendicular (B)		
CMEB24-2S-D300		3mm – 6mm (24)			
CMSB12-2S-D300	Side-fixed (S)	0.7mm – 3mm (12)			
CMSB24-2S-D300		3mm – 6mm (24)			

Cable Ties

Stud Mounted Cable Ties – Heat Stabilized and Heat Stabilized Weather Resistant Nylon 6.6

- Heat stabilized material for high temperature applications up to 239°F (115°C) – indoor use
- Heat stabilized weather resistant material has greater resistance to damage caused by ultraviolet light and for high temperature applications up to 293°F (115°C) – indoor or outdoor use
- Integral mount pushes onto a threaded stud and tie wraps around bundle
- Mid-mount style (PLST_SC) centers the wire bundle over the stud
- Tie can be removed from the stud by turning counterclockwise
- Releasable style available (PRST)
- Curved tip is easy to pick up from flat surfaces and allows faster initial threading to speed installation



Part Number	Length In. (mm)	Width In. (mm)	Thickness In. (mm)	Recommended Stud Size In. (mm)	Max. Bundle Dia. In. (mm)	Min. Loop Tensile lbs. (N)	Recommended Installation Tool	Std. Pkg. Qty.	Std. Ctn. Qty.
HEAT STABILIZED NYLON 6.6 STANDARD CROSS SECTION									
PLST30SC-D30	5.7 (146)				1.18 (30)		GTS-E, GS2B-E, GTHE, GS4H-E, PTS, PTH, PLST50SC-D30		
PLST50SC-D30	8.1 (207)	0.190 (4.8)	0.050 (1.3)	10–24 (5.0)	1.97 (50)	50 (222)	8.1 207 0.190 4.8 0.050 1.3 10-24 5.0 1.97 50 PPTS, STS2, STH2	500	5000
PRST40SC-D30	6.9 (176)				1.57 (40)		Hand install only		
HEAT STABILIZED WEATHER RESISTANT NYLON 6.6 LIGHT-HEAVY CROSS SECTION									
PLST4HS25-TL300	15.3 (389)	0.3 (7.6)	0.075 (1.9)	1/4–20 (6.4)	4.0 (102)	120 (534)	GTH-E, GS4H-E, GS4EH-E, PTH, STH2, ST3EH	250	2500

Note: UL Recognized and CSA Certified except PLST4H

Ergonomic Metal Cable Tie Hand Tools

Cable Tie Tools – Tool Controlled Tension and Cut-Off

- Used in production, maintenance, or construction applications
- Tool controlled tension provides flush cut-off and speeds installation to lower installed cost
- Lightweight and balanced
- Easy to change tension adjustment and easy to operate
- A combination of design, operation, and construction features, provides a long service life
- Replacement blades available
- No special maintenance required

Key Features and Benefits

- Improved cable tie cut-off mechanism that minimizes the impact to the installer’s hand by more than 40% – the lowest in the industry
- Low handle force required to cut-off the cable tie – 15% lower handle force than comparable tools

Pneumatic Hand Tools – Tool Controlled Tension and Cut-Off

- Pneumatic, push button operation tensions and cuts off excess tie in a fraction of a second
- Durable, lightweight, ergonomic design is easy to operate and designed to reduce operator fatigue
- Easy to change tension adjustment
- Operates on non-lubricated air, without special maintenance



Part Number	Used with Cable Ties	Weight Oz. (g)	Part Features	Standards	Std. Pkg. Qty.
GTS-E	SM, M, I, S	10.4 (294)	Manual-operated tool. Impact resistant resin housing, dark gray color. Black-colored trigger handle, cushion handle and tension selector knob.	QPL per Mil. Std. SAE AS81306 and Mil. Spec SAE AS90387	1
GS2B-E	SM, M, I, S	13.6 (385.6)	Manual-operated tool. Metal housing, light gray color. Black-colored trigger handle, cushion handle and tension selector knob.	Mil. Spec. Part Number MS90387-1	
GTH-E	S, HS, LH, H, EH (thin*)	11.9 (337)	Manual-operated tool. Impact resistant resin housing, dark gray color. Red-colored trigger handle, cushion handle and tension selector knob.	QPL per Mil. Std. SAE AS81306 and Mil. Spec. SAE AS90387	
GS4H-E	S, HS, LH, H	15.4 (435)	Manual-operated tool. Metal housing, light gray color. Red-colored trigger handle, cushion handle and tension selector knob.	Mil. Spec. Part Number MS90387-2	
GS4EH-E	LH, H, EH		Manual-operated tool. Metal housing, light gray color. Blue-colored trigger handle, cushion handle and tension selector knob.	QPL per Mil. Std. SAE AS81306 and Mil. Spec SAE AS90387	
PTS	SM, M, I, S	17.3 (490)	Pneumatic-operated tool. Impact resistant resin housing, dark gray color. Black-colored trigger, cushion handle and tension selector knob.	N/A	
PTH	S, HS, LH, H	32.0 (907)	Pneumatic-operated tool. Impact resistant housing, dark gray color. Red-colored trigger, cushion handle and tension selector knob.		



GTS-E



GS2B-E



GTH-E



GS4H-E



GS4EH-E



PTS



PTH

Cable tie cross section sizes: SM = Subminiature, M = Miniature, I = Intermediate, S = Standard, HS = Heavy Standard, LH = Light Heavy, H = Heavy, EH = Extra-Heavy. Note: All pneumatic hand tools require the PPH10 hose and PL289N1 filter/regulator for proper operation.
 *GTH-E tools starting with Date Code L18 now cut through Extra-Heavy thin ties (PLWS2EH, PLWS3EH, PLWS4EH, PLDC1.5EH, PLDC2.5EH). Date Code is etched on the red trigger handle. These tools come equipped with a wider blade that will cut through these Extra-Heavy thin ties. Tools prior to the L18 date code do not come with the wide blade and will not cut these ties.

Complete Your Bundle

Cable Ties

Panduit cable ties are designed to exceed industry standards for use in high-vibration areas. Available in a wide range of materials, styles and sizes to meet your internal and external temperature applications.

- External tooth design on select styles for improved abrasion-resistance to wires, cables and hoses
- Metal barb styles for added tensile strength and increased bundle diameter variations
- Push mount and fir tree barb style ties for specialty applications
- Unique designs, such as wide strap and dual-clamp ties, improve reliability and productivity



Cable Accessories

Mounts and other devices help secure wire, cable and hose bundles – making installation more efficient and cost effective.

- Installation styles, such as push barb, stud mount and bolt/screw, help tailor cable routing and management
- Adhesive options for mounting to surfaces in interior and exterior applications
- Most styles are available in a variety of materials for high temperature, UV resistant and general purpose applications



Stainless Steel Cable Ties

Stainless-steel cable ties can bundle, fasten and secure cables and hoses that are exposed to corrosive or harsh conditions. Ties are built to last, helping reduce periodic rework.

- Self-locking cable ties enable faster installation
- Fully coated ties help prevent corrosion between dissimilar metals
- Smooth surfaces and rounded edges protect the cable bundle and the installer for improved safety, productivity and reliability



Cable Identification

Complete labeling systems – including time-saving labeling software, easy to use printers, high-end metal marker plates and heat shrink labels – help minimize installation time and ensure high-quality wire and cabling identification in demanding environments.

- Software simplifies label creation
- Outdoor rated and water-resistant label options
- Handheld and desktop printers allow for fast and high-quality label production
- Custom, imprinted cable ties available in multiple styles, sizes and colors



Abrasion Protection

A broad range of abrasion protection products for wire, cable and tubing meet your unique application requirements and today's most demanding safety standards.

- Braided, expandable sleeving fully covers wires while allowing heat dissipation
- Spiral wrap creates bundles to provide protection




Power Connectors and Grounding

Copper and aluminum compression connectors and mechanical connectors provide critical electrical grounding and reliable wire terminations.

- Compression and mechanical lugs and splices designed for demanding power applications



Panduit Battery Compression Lugs provide OEM quality termination for Heavy Duty power connector applications. The Panduit BCL products are part of a complete offering of power connectors, lugs and tooling to provide a complete solution.



We have the knowledge
and experience to help you
make the most of your
infrastructure investment.

panduit.com



Let's connect
panduit.com/contact-us

PANDUIT™

infrastructure for a connected world