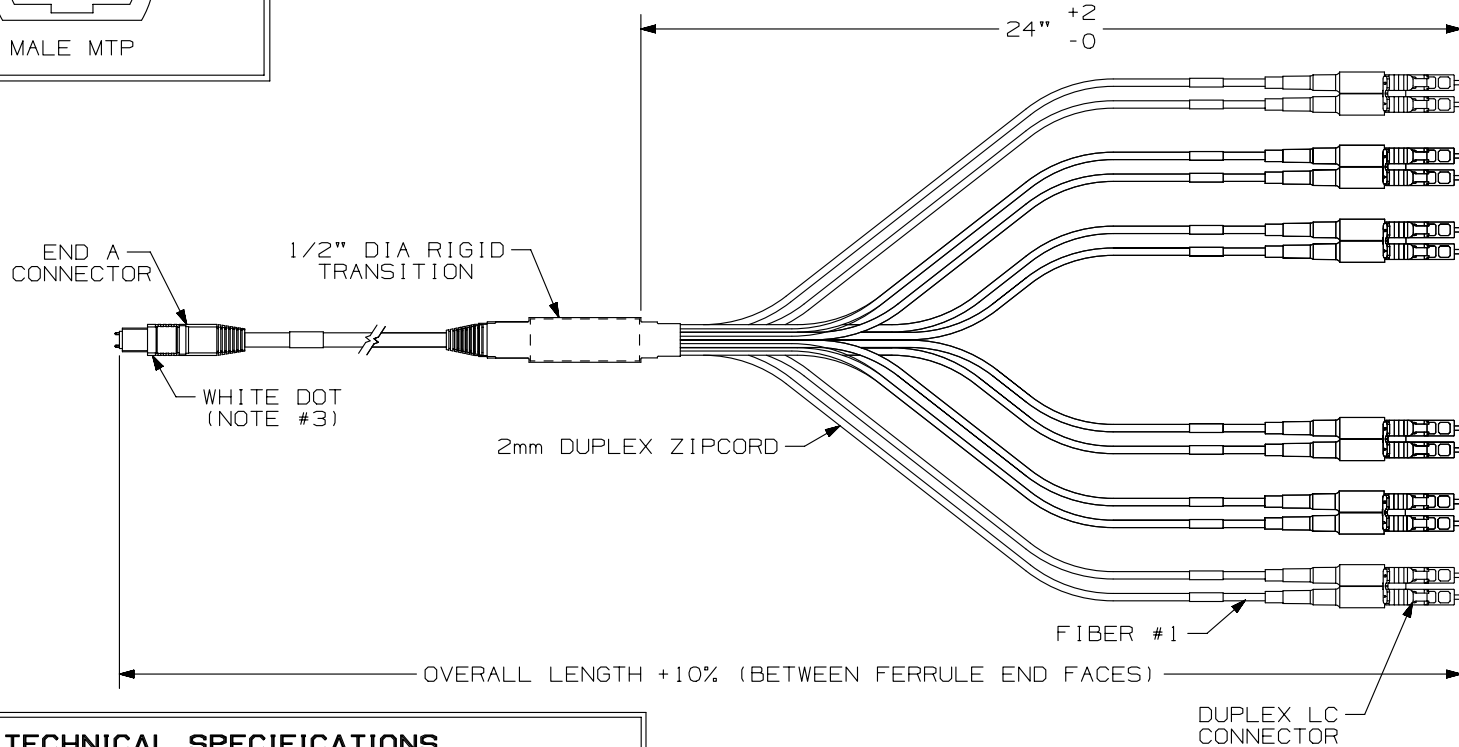
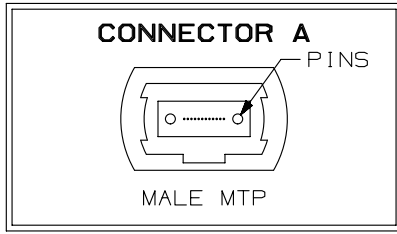


THIS COPY IS PROVIDED ON A RESTRICTED BASIS AND IS NOT TO BE USED IN ANY WAY DETRIMENTAL TO THE INTERESTS OF PANDUIT CORP.

**NOTES:**

1. TESTED TO TIA/EIA 568-B.3
2. THE FIBER NEAREST TO THE WHITE DOT OF CONNECTOR A IS POSITION #1 AND FARTHEST IS POSITION #12.
3. ALL MATERIALS AND COMPONENTS MEET THE MATERIAL RESTRICTIONS OF RoHS, (EUROPEAN DIRECTIVE 2011/65/EC ON THE RESTRICTION OF HAZARDOUS SUBSTANCES) AS PROPOSED BY THE RoHS TECHNICAL ADAPTATION COMMITTEE.



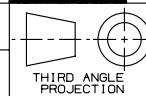
**TECHNICAL SPECIFICATIONS**

FIBER SIZE	CONNECTOR A		CONNECTOR B	
	MAX IL	MIN RL	MAX IL	MIN RL
50/125 OM3	0.50dB	26dB	0.25dB	26dB

12-FIBER MTP TO DUPLEX LC CONNECTOR  
CUSTOMER DRAWING



**PANDUIT**™  
CORP.  
TINLEY PARK, ILL 60477



ALL DIMENSIONS ARE GIVEN IN INCHES, UNLESS OTHERWISE SPECIFIED,  
DIMENSIONAL TOLERANCES ARE:  
(.X) (.XXX) ± .010 (0.3)  
(.XX) ± .03 (0.8) ANGLES

DRAWING FILENAME  
M02680FP\_DC/00A

SCALE  
NONE

DRAWN BY  
SAT

MATERIAL

PART NO.  
FXTHL6NLSSNM\*\*\*

DATE  
02-11-13

CHK'D  
WMA

DRAWING NO.  
M02680FP-DC

SIZE  
A

REV	DATE	BY	CHK	DESCRIPTION	ECN	R	CUST	SUP	OTH
R	02-11-13	SAT	WMA	RELEASED TO PRODUCTION	M02680FP-DC				