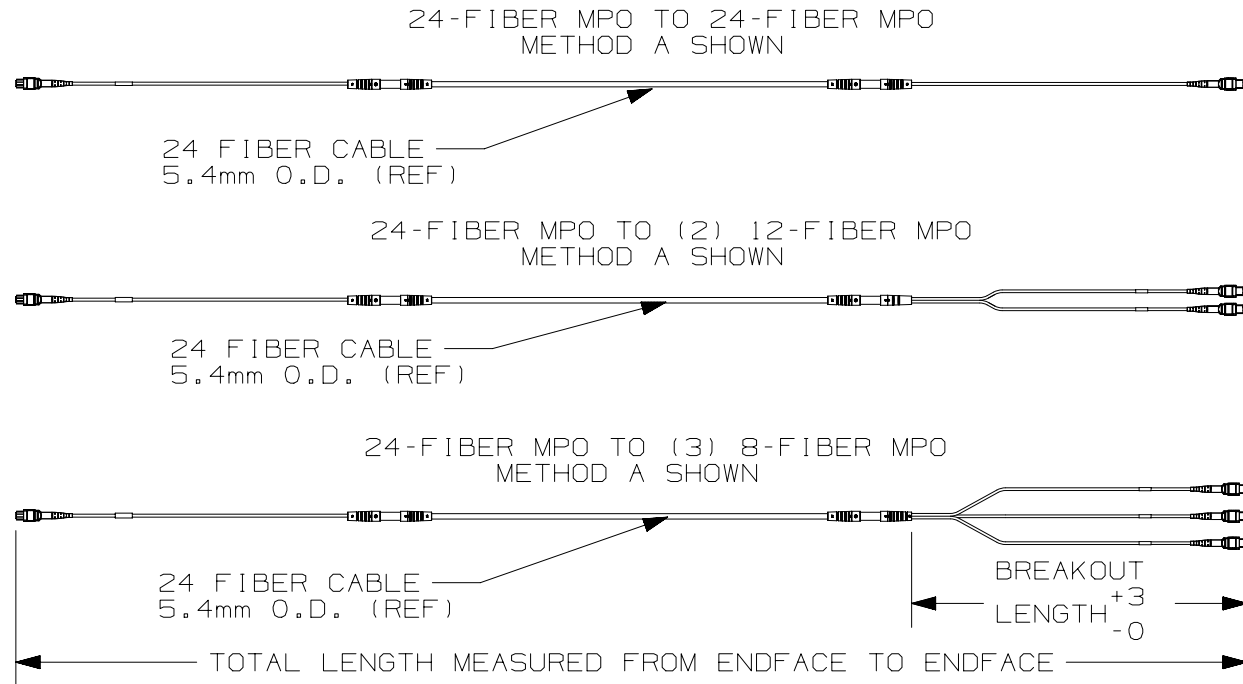
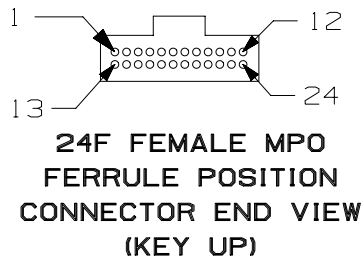
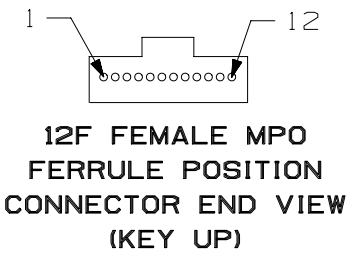
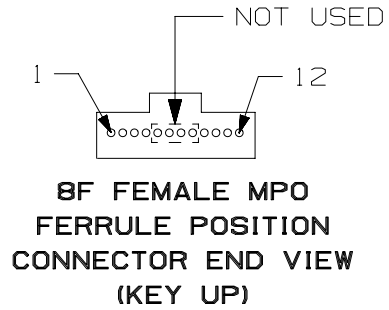


THIS COPY IS PROVIDED ON A RESTRICTED BASIS AND IS NOT TO BE USED IN ANY WAY DETRIMENTAL TO THE INTERESTS OF PANDUIT CORP.

NOTES:

1. CONNECTORS MEET THE REQUIREMENTS OF TIA/EIA-598-C.3
2. PLENUM-RATED CABLE ASSEMBLIES MEET NFPA-262 REQUIREMENTS. LSZH-RATED CABLE ASSEMBLIES MEET IEC-60332 REQUIREMENTS.
3. A SHEET OF PERFORMANCE RESULTS ACCOMPANIES EACH CABLE ASSEMBLY.
4. ROHS COMPLIANT
5. UNLESS OTHERWISE NOTED, DIMENSIONS ARE INCHES.
6. OVERALL LENGTH AS MEASURED BETWEEN FERRULE END FACES.
7. PanMPO CONNECTORS ONLY AVAILABLE FOR 12 FIBER FERRULES, NOT AVAILABLE FOR 24 FIBER FERRULES.



						TITLE <b>24 FIBER MPO (MP024) SMALL DIAMETER TRUNK CABLE ASSEMBLIES</b>						
						CUSTOMER DRAWING						
						ITEM REVISION NAME 00078EFI/00		<b>PANDUIT</b>				
						DATASET FILE NAME 00078EFI_DC/00B						
						UNLESS OTHERWISE SPECIFIED, DIMENSIONAL TOLERANCES ARE: IN (mm)						
						.x ± .1 [ .254 ]      .xxx ± .005 [ .127 ]		MATERIAL:  N/A				
						.xx ± .01 [ .25 ]      ANGLES ± 5 °		DRAWING NUMBER: 00078EFI-DC				
R	8/29/16	JSP	BJBE	EJH	RELEASED TO PRODUCTION	00078EFI-DC		THIRD ANGLE PROJECTION				
REV	DATE	BY	CHK	APR	DESCRIPTION	ECN	DRAWN BY JSP	DATE 8/29/16	CHK BJBE	SCALE NONE	SHT 1 OF 2	SIZE A

THIS COPY IS PROVIDED ON A RESTRICTED BASIS AND IS NOT TO BE USED IN ANY WAY DETRIMENTAL TO THE INTERESTS OF PANDUIT CORP.

TABLE 1: MPO FERRULE POSITION (END A TO END B)

Table with columns for Fiber Color, End A (Method A, Connector Key-Up, 1-24 Fiber), and End B (Method A, Method B, All Connectors Key-Up, 1-24 Fiber MPO, 2-12 Fiber MPO, 3-8 Fiber MPO). Rows list colors from BLUE to AQUA with corresponding ferrule positions.

TABLE 2: 24-FIBER SMALL DIAMETER TRUNK PART NUMBER MATRIX

Table with columns 1-15 and rows F, U, Y. Includes technical specifications: LENGTH (005 TO 100 M, 015 TO 300 FT.), UNIT OF MEASURE (F = FEET, M = METERS), PULLING EYE (A, B, C, N), PERFORMANCE/POLARITY (A, X, Y), CONNECTOR VARIANT END B (3, 4, 5), CONNECTOR END B (E, F, 5, 7, G, J), CONNECTOR VARIANT END B (3, 4, 5), CONNECTORS END A (E, F), FLAME RATING (P, L), CABLE TYPE (Y), FIBER COUNT (U), FIBER TYPE (X, Z, 9), and PRODUCT DESIGNATION (F).

B

B

←

→

A

A

Technical drawing header and revision table. Header includes title '24 FIBER MPO (MP024) SMALL DIAMETER TRUNK CABLE ASSEMBLIES', item revision name '00078EFI/00', dataset file name '00078EFI\_DC/00B', and Panduit logo. Revision table includes columns for REV, DATE, BY, CHK, APR, DESCRIPTION, ECN, DRAWN BY, DATE, CHK, SCALE, and SIZE.