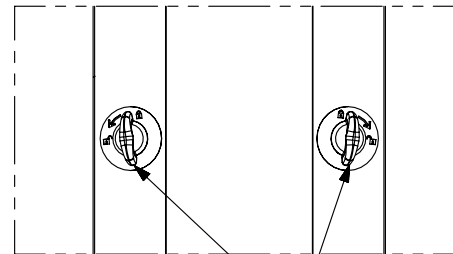
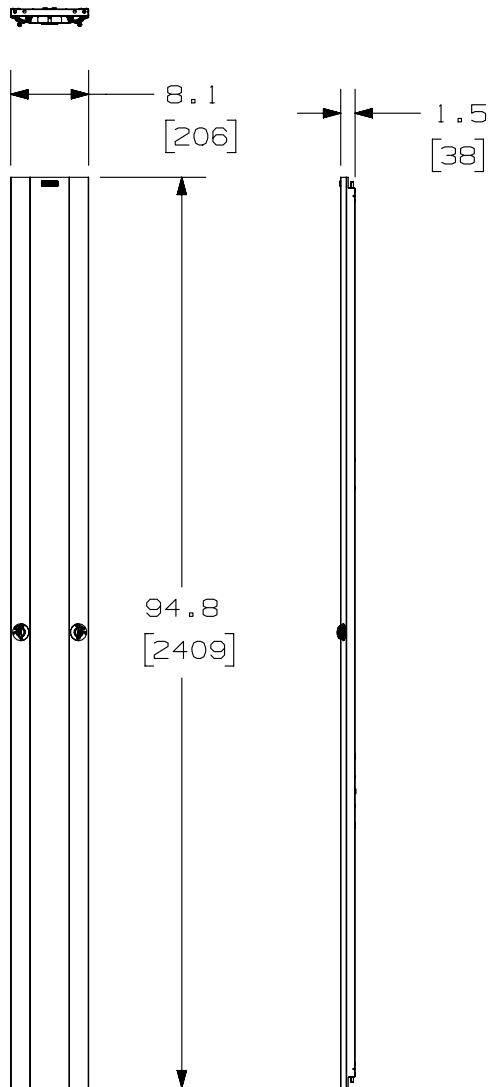
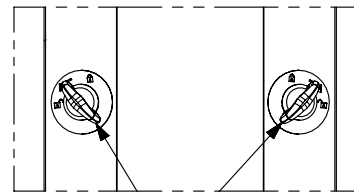


THIS COPY IS PROVIDED ON A RESTRICTED BASIS AND IS NOT TO BE USED IN ANY WAY DETRIMENTAL TO THE INTERESTS OF PANDUIT CORP.

PANDUIT P/N	WEIGHT
PED896B1	13.9 LBS/EACH 6.3 Kg/EACH



DOOR ENGAGED



DOOR DISENGAGED

NOTES:

- VISIT OUR ON-LINE CATALOG AT [WWW.PANDUIT.COM](http://WWW.PANDUIT.COM) FOR A CURRENT LIST OF PRODUCTS APPLICABLE FOR USE WITH THIS PART.
- COMPONENTS:  
1-8 FT HIGH CAPACITY VERTICAL DOOR-8"  
2-PED DOOR BRACKET-8"
- DIMENSIONS IN PARENTHESIS ARE METRIC.

TITLE		8 FT PATCHRUNNER HIGH CAPACITY VERTICAL DOOR-8" (PED896B1) CUSTOMER DRAWING	
ITEM REVISION NAME		11V235AJ/02	
DATASET FILE NAME		11V235AJ_DC/02A	
UNLESS OTHERWISE SPECIFIED, DIMENSIONAL TOLERANCES ARE: IN (mm)		MATERIAL:  STEEL	
DRAWING NUMBER: 11V235AJ-DC		THIRD ANGLE PROJECTION	
DRAWN BY	DATE	CHK	SCALE
FGR	7/16/12	BAME	NONE
SHT 1 OF 1		A	

O2A	4/8/13	FGR	BAME	CMK	DRAWING RELEASED	11V235AJ-DC
O1A	2/5/12	FGR	BAME		DRAWING RELEASED	11V235AJ-DC
OOA	7-16-12	FGR	BAME		DRAWING RELEASED	11V235AJ-DC
REV	DATE	BY	CHK	APR	DESCRIPTION	ECN

D10100DA/12

2

1

2

1