


QuickNet™ Plug Pack Cable Assemblies



Panduit® QuickNet™ Plug Pack Cable Assemblies facilitate quick and easy connection and disconnection of patch cords to a variety of switches, reducing time and cost associated when installing and maintaining structured cabling links. Innovative design features of the plug pack allow multiple patch cords to be installed simultaneously with one hand for speed of deployment, while providing flexibility and ease to identify and remove individual cable links without disrupting service to the other network connections.

QuickNet™ Plug Pack Cable Assemblies are constructed of 100% performance tested Panduit patch cords and assembled in a factory-controlled environment for more consistent connections with optimum reliability. Engineered for design flexibility and high-density utilization, QuickNet™ Plug Pack Cable Assemblies are available in Category 6A, 6, and 5e performance levels. An optional lock-in device prevents unauthorized removal of plug packs from the switch, providing an additional level of security.



Key Features

Benefits

Compatible with Cisco* Catalyst 6500, 4500, or Nexus 7000 series switches	Utilizes precision geometry for quick connection to select switches; standard version compatible with Cisco Catalyst 6500 and 4500 series switches; recessed version compatible with Cisco Nexus 7000 series switches for additional clearance at the ports
Integrated finger latch	Enables quick, one-handed installation and removal of QuickNet™ Plug Pack Assemblies from the switch
Wide range of performance levels	Provides optimum flexibility with Category 6A, 6, and 5e performance levels
Variety of configurations	Available in six, eight, or twelve cable assemblies for optimal switch compatibility
Variety of lengths	Enables greater design flexibility
Modular design	Snaps modular plugs directly into switches and utilizes an integral release tab to ensure easy on-site moves, adds, and changes
Low profile design	Allows plug pack assemblies to be installed side by side or stacked on top of each other providing maximum port density in high density installations
Marker ties	Enables easy identification in high density installations; provides additional level of security when combined with optional lock-in device
Identification labels	Includes part number, performance level, and quality assurance number for future traceability; custom labels available upon request
Removal tool (optional) 	Allows individual patch cords to be removed without disrupting other network connections
Lock-in device (optional) 	Prevents unauthorized removal of patch cords from the switch for an additional level of security

Application Information

Switch blades periodically need to be replaced or exchanged due to system upgrades or repair/replacement. Due to high port density and increasing cable diameter (as cabling requirements shift to Category 6A cable), removing and re-connecting each individual patch cord is time consuming.

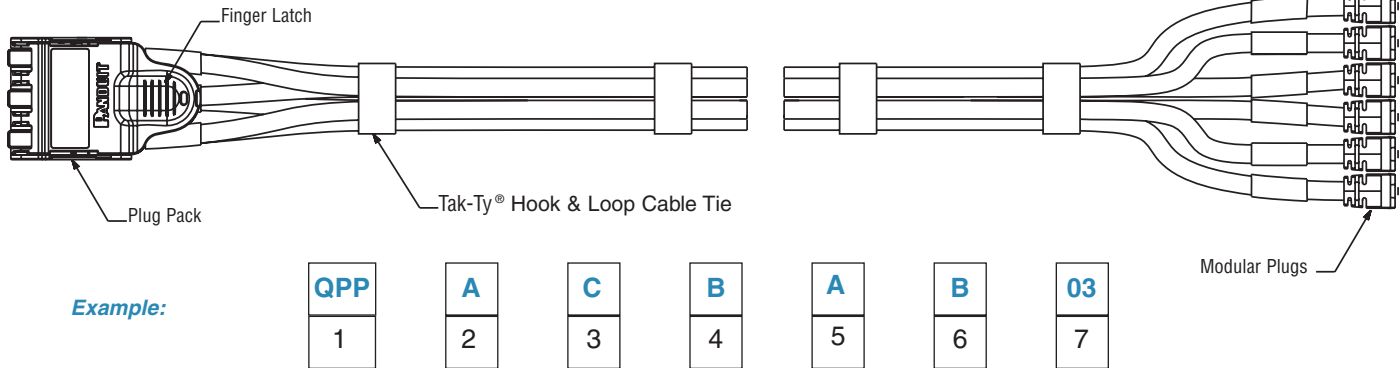
Each QuickNet™ Plug Pack Cable Assembly houses six, eight or twelve patch cords, allowing them to be quickly installed, disconnected, and re-connected in 40% less time than traditional methods.

Labels on each plug pack provide easy identification further reducing the time associated with identifying and re-connecting each individual cable. As a result, you can be assured that each patch cord is installed quickly and accurately.

*Cisco is a registered trademark of Cisco Technology, Inc.

QuickNet™ Plug Pack Cable Assemblies

QuickNet™ Plug Pack Cable Assembly Ordering Information



Example – The above part number is a 3 foot QuickNet™ Plug Pack Cable Assembly constructed of Category 6A, UTP, CM cable (blue) with a 6 pack plug pack (blue) on one end and modular plugs on the other end.

1 – QuickNet™ Plug Pack Assembly (QPP)

2 – Performance Level

- E = Category 6A (10Gig™)/Category 6 STP*
- X = Category 6A (TX6A-SD™ 10Gig™) UTP
- Z = Category 6A (TX6A™ 10Gig™) UTP
- C = Category 6 UTP
- D = Category 5e UTP

3 – Flame/Smoke Rating

- C = CM (UTP only)
- D = Dual rated CM and LSZH (shielded only)
- L = LSZH (UTP only)^

4 – Cable Color

- B = Blue
- W = White (UTP only)
- G = International Gray (STP only)

5 – Plug Pack Configuration

- A = 6 pack
- B = 12 pack
- D = 8 pack
- R = Recessed 6 pack

6 – Plug Pack Color**

- B = Blue
- W = White
- S = Silver (Recessed Plug Pack Only)

7 – Assembly Length

- 03 = 3 feet 1M = 1 meter
- 05 = 5 feet 2M = 2 meters
- 07 = 7 feet 3M = 3 meters
- 10 = 10 feet 5M = 5 meters
- 14 = 14 feet

Note: For additional assembly lengths, colors, or custom labeling, contact Panduit Customer Service.

All UTP cable is available in CM or LSZH Flame/Smoke Rating.

*All STP cable is dual rated for CM and LSZH applications.

**Non-standard plug pack colors are available in red and black.

^Contact customer service for availability in your region.

Part Number	Part Description	Std. Pkg. Qty.***	Std. Ctn. Qty.
QPPRT	Removal tool allows individual patch cords to be removed without disruption of other network connections.	1	10
QPPLD6-X	Lock-in device prevents unauthorized removal of patch cords from the 6 and 12 plug pack assembly. (Recommended quantity two per 6 pack, four per 12 pack.)	10	100
QPPLD8-X	Lock-in device prevents unauthorized removal of patch cords from an 8 plug pack assembly. (Recommended quantity two per 8 pack.)	10	100
QPP6^^	QuickNet™ Plug Pack Individual Housing accepts six RJ45 modular plugs.	1	10
QPP8^^	QuickNet™ Plug Pack Individual Housing accepts eight RJ45 modular plugs.	1	10
QPP12^^	QuickNet™ Plug Pack Individual Housing accepts twelve RJ45 modular plugs.	1	10
QPPR6S	QuickNet™ Plug Pack Individual Recessed Housing accepts six RJ45 modular plugs.	1	10

***Order in multiples of Standard Package Quantity.

^^Available in BL (Black), BU (Blue), RD (Red) or WH (White).

WORLDWIDE SUBSIDIARIES AND SALES OFFICES

PANDUIT CANADA
Markham, Ontario
cs-cdn@panduit.com
Phone: 800.777.3300

PANDUIT EUROPE LTD.
London, UK
cs-emea@panduit.com
Phone: 44.20.8601.7200

PANDUIT SINGAPORE PTE. LTD.
Republic of Singapore
cs-ap@panduit.com
Phone: 65.6305.7575

PANDUIT JAPAN
Tokyo, Japan
cs-japan@panduit.com
Phone: 81.3.6863.6000

PANDUIT LATIN AMERICA
Jalisco, Mexico
cs-la@panduit.com
Phone: 52.33.3777.6000

PANDUIT AUSTRALIA PTY. LTD.
Victoria, Australia
cs-aus@panduit.com
Phone: 61.3.9794.9020

For a copy of PANDUIT product warranties, log on to www.panduit.com/warranty

For more information

Visit us at www.panduit.com

Contact Customer Service by email: cs@panduit.com
or by phone: 800-777-3300 and reference COCB17



©2010 Panduit Corp.
ALL RIGHTS RESERVED.
Product Bulletin Number **WW-COCB17**
2/2010